

10/31/2023

# Monthly Monitoring Report - OCTOBER 2023

Regional Centers activities

MMR October 2023

REGIONAL SERVICES DIVISION, IGNOU, NEW DELHI

MMR OCTOBER 2023

0

## MMR OCTOBER 2023

### Contents

<b>HIGHLIGHTS OF MMR - OCTOBER 2023</b> .....	<b>7</b>
<b>EXECUTIVE SUMMARY</b> .....	<b>11</b>
<b>MMR OCTOBER 2023 – Executive Summary</b> .....	<b>12</b>
<b>Promotional, Extension and Outreach Activities</b> .....	<b>12</b>
Table 1 Summary of promotional and publicity activity (Online and offline) .....	13
Table 2 Summary of efforts made by RCs to reach out to the disadvantaged communities .....	14
Table 3 Summary of extension activity for sensitizing and collaborative activity by regional centres. ....	14
<b>Press Releases Issued</b> .....	<b>15</b>
<b>Meetings, Trainings &amp; Orientation Programme at Regional Centre</b> .....	<b>16</b>
Table 4 Summary of Capacity building and training programme organised by RCs.....	16
<b>Strengthening/Establishing LSCs and Exam centres</b> .....	<b>17</b>
Table 5 Summary of strengthening of LSCs related activities .....	17
<b>Regional Centres and Learners Support Centres Activities</b> .....	<b>18</b>
Table 6 Summary of IM organised meetings for online and ODL programme.....	19
Table 7 Summary of academic counselling sessions organised by RCs .....	20
Table 8 Summary of Project Viva-voce organised by RCs. ....	21
Table 9 Summary of assignment evaluation and awards transmission .....	22
<b>Monitoring of Study Centres Activities</b> .....	<b>22</b>
Table 10 Summary of monitoring activity (Induction Meetings) .....	23
Table 11 Summary of monitoring activity (Exam related activities)* .....	24
<b>Student Support Services</b> .....	<b>25</b>
Table 12 Summary of student support service-related activities.....	26
<b>Research and Academic Development Activities</b> .....	<b>28</b>
<b>Expenditure of Regional Centres</b> .....	<b>28</b>
Table 13 Item-wise summary of expenses .....	28
<b>Expenditures for Functioning of Learner Support Centres</b> .....	<b>34</b>
<b>Staff strength at the Regional Centres</b> .....	<b>36</b>
<b>Ratio – Expenditure, Enrolment and Staff</b> .....	<b>37</b>
<b>Social Media Use</b> .....	<b>40</b>
Table 14 Summary of use of social media during the month.....	40

<b>PART I – PROMOTIONAL, EXTENSION AND OUTREACH ACTIVITIES .....</b>	<b>44</b>
Table 15 Regional centre wise number of promotional and publicity initiatives in OCTOBER 2023. ....	45
Table 16 Regional centre wise efforts for reaching out to the disadvantage communities.....	47
Table 17 Regional centre wise sensitising, collaborative and extension activities for sensitizing learners and other stakeholders to social and sustainable development issues leading to inclusive society in OCTOBER 2023.....	49
Table 18 Regional centre wise number of press releases/ published by Regional Centers in OCTOBER 2023 .....	51
<b>PART II - MEETINGS, TRAININGS &amp; ORIENTATION PROGRAMME AT REGIONAL CENTRE .....</b>	<b>53</b>
Table 19 Regional centre wise number of In-house meetings held in OCTOBER 2023 .....	54
Table 20 Regional centre wise number of meeting with Hqrs and RSD - Participated/Interacted in OCTOBER 2023 .....	56
Table 21 Regional centre wise number of capacity building and training programme organised in OCTOBER 2023 .....	58
<b>PART III – STRENGTHENING OF LSCS &amp; ECS .....</b>	<b>60</b>
Table 22 Regional centre wise expansion/strengthen of study centers in OCTOBER 2023 .....	61
<b>PART IV – ACTIVITIES AT RCS &amp; LSCS .....</b>	<b>63</b>
Table 23 Regional centre wise number of inductions meetings (IM) organized for the students of ONLINE and ODL Programme (Face to face & online both) in OCTOBER 2023.....	64
Table 24 Regional centre wise number of academic counseling sessions for theory courses organized by study centers for ODL Prog (Online & F2f mode), Practical courses for ODL Prog and academic counselling for Online programme in OCTOBER 2023 .....	66
Table 25 Regional centre wise number of Programme for which Project viva – voce held at Regional Center (Face to face mode & Online mode) for ODL programme in OCTOBER 2023.....	68
Table 26 Regional centre wise number of assignments received and awards transmitted by RCs/LSCs in offline mode and online mode for ODL and ONLINE programme in OCTOBER 2023.....	70
<b>PART V – MONITORING OF STUDY CENTRES ACTIVITIES.....</b>	<b>72</b>
Table 27 Regional centre wise number of Induction Meeting (IM) attended by officials of RC in ONLINE and face to face mode in OCTOBER 2023 .....	73
Table 28 Regional centre wise number of academic counseling sessions visited/monitored by officials of RC in OCTOBER 2023 .....	75
Table 29 Regional centre wise number of TEE centers visited/monitored by RC (Please submit this information only if the activity was done in the month for which you are reporting.) in OCTOBER 2023 .....	77
<b>PART VI – STUDENT SUPPORT SERVICES .....</b>	<b>79</b>
Table 30 Regional Centers wise students queries handled through various modes in OCTOBER 2023. ....	80
Table 31 Regional Centre wise total number of students’ queries handled in OCTOBER2023.....	81
Table 32 Regional Centers wise number of SMSs utilized for students support in OCTOBER 2023. ....	83
Table 33 Regional centers wise number of grievance redressal camp(s) organized by RCs/LSCs in online and face to face mode in OCTOBER 2023 .....	85
<b>PART VII - ACADEMIC ACTIVITIES BY REGIONAL CENTRE.....</b>	<b>87</b>
Table 34 Regional centers wise number of research and professional development by regional center academics in OCTOBER 2023. ....	88
<b>PART VIII –ACCOUNTS &amp; FINANCE .....</b>	<b>90</b>
Table 35: Regional Centre wise total expenditure in OCTOBER 2023. ....	91

Table 36 Regional Centre wise expenditure on Salaries of Regular Staff in OCTOBER 2023. ....	93
Table 37 Regional Centre wise expenditure on salaries of DW staff in OCTOBER 2023. ....	95
Table 38 Regional Centre wise expenditure on Regional Centre' Security in OCTOBER 2023. ....	97
Table 39 Regional Centre wise expenditure on rent of Regional Centre' Building in OCTOBER 2023. ....	99
Table 40 Regional Centre wise expenditure on tours and travels in OCTOBER 2023. ....	101
Table 41 Regional Centre wise expenditure on meetings/orientations/workshops' in OCTOBER 2023.....	103
Table 42 Regional Centre wise expenditure on Printing/Publicity etc in OCTOBER 2023.....	105
Table 43 Regional Centre wise other expenditure in OCTOBER 2023.....	107

**PART IX – EXPENDITURES ON FUNCTIONING OF LEARNER SUPPORT CENTERS ..... 109**

Table 44 Regional Centre wise expenditure on payment of salaries of Part-time functionaries of LSCs in OCTOBER 2023.....	110
Table 45 Regional Centre wise expenditure on payment for Counseling, Assignment Evaluation, Practical's etc in OCTOBER 2023. ....	112
Table 46 Regional Centre wise expenditure on the functioning (salaries + counseling, assignments, evaluation) of LSCs in OCTOBER 2023. ....	114

**PART X - STAFF STRENGTH..... 116**

Table 47 Regional Centre wise staff strength in OCTOBER 2023. ....	117
--	-----

**PART XI – RATIO : EXPENDITURE, ENROLMENT AND STAFF ..... 119**

Table 48 Expenditure – staff ratio in the OCTOBER 2023 .....	120
Table 49 Expenditure – enrollment (Fresh) ratio in the OCTOBER 2023 .....	121
Table 50 Enrollment (Fresh) – staff ratio in the OCTOBER 2023 .....	123

**PART XII – USE OF DIGITAL MEDIA PLATFORMS BY REGIONAL CENTRES ..... 125**

Table 51 Regional Centre wise Digital Media Platforms used .....	126
Table 52 Regional Centre wise links of Facebook Page .....	128
Table 53 Regional Centre wise usage of Facebook in OCTOBER 2023 .....	130
Table 54 Regional Centre wise Twitter Handles and their links. ....	132
Table 55 Regional Centre wise usage of Twitter in OCTOBER 2023 .....	134
Table 56 Regional Centre wise links of Youtube Channel.....	136
Table 57 Regional Centre wise usage of Youtube .....	138

**Annexure I Other Events organized by the RC..... 140**

i. Bhopal.....	141
ii. Bhubaneswar.....	148
iii. Bijapur .....	153
iv. Chennai.....	154
v. Cochin .....	161
vi. Darbhanga.....	169
vii. Dehradun .....	0
viii. Delhi 2 .....	5
ix. Gangtok .....	27
x. Guwahati .....	27
xi. Jabalpur .....	28
xii. Jammu .....	32
xiii. Jaipur.....	36
xv. Koraput.....	40
xvi. Lucknow.....	45
xvii. NOIDA .....	45

xviii.	Patana.....	52
xix.	Raipur.....	66
xx.	Ranchi.....	67
xxi.	Shilong.....	75
xxii.	Shimla.....	88
xxiii.	Srinagar.....	89
xxiv.	Varanasi.....	91
xxv.	Vatakara.....	96
xxvi.	Vijayawada.....	97

**Implementation Of Special Campaign - 3.0..... 104**

***Annexure II Item-wise Expenditure of Regional Centers..... 106***

## **Monthly Monitoring Report for the month of OCTOBER 2023**

The Regional Services Division (RSD) regularly monitors the activities undertaken by the 57 Regional Centres. The RCs undertake various routine activities throughout the year such as promotional-publicity, admissions, examinations, strengthening of learner support centers, monitoring of learner support centers, conduct of academic counselling sessions and induction meetings. RSD obtains monthly data of all the above stated activities from Regional Centers and compiles them as monthly monitoring reports. In addition, the academics of the RC participate in different research and professional development activities which are also collected and compiled in the MMR.

In the last one-two years, the University has transitioned from the ODL to Online mode of programme delivery for which learner support is provided through a wide range of electronic media and digital platforms by the RCs. Further various schemes of the GOI are implemented by the RCs which are UBA, SBA, EBSB, AKAM, HGT etc. In view of this, the MONTHLY MONITORING REPORT format has been modified from January 2023 in line with new activities including the requirement of NAAC matrices which have been shared by CIQA.

**Report on activities:** Regional Centers ask to share reports of activity/events like Promotional, Induction, Coordinator meetings, Orientation Programme, Seminar, Extension outreach programme, UBA, ECP, innovation etc with GEOTAG pictures in MS Word format.

The Monthly Monitoring Report (MMR) for the month of **OCTOBER 2023** has been compiled by the RSD. The MMR has been presented under various subheadings outlining the Academic Activities of Regional Centers and Learner Support Centers. Further, various Finance & Accounts related matters, i.e., expenditures incurred by Regional Centers and Learner Support Centers have been analyzed. The major components of analysis outlined in the reports have been mentioned below:

- 1.) Promotional, Extension, Outreach Activities & Press release:** The analysis includes Digital promotional initiatives/activities like use of digital platforms to enhance outreach. Other analyses include the number of press / media publicity releases. Further, the analysis includes meetings/orientation programs through digital platforms for LSC functionaries.
- 2.) Meeting Training & Orientation Programme:** In this section, the information about inhouse meetings, meetings with hqrs, capacity building of LSCs functionaries and orientation programme of the academic counsellors are included. In addition, training programme organised for academic counsellors and students of handling of Learning Management System (LMS) is also included.
- 3.) Strengthening/Establishing LSCs and Exam centres:** This part consists of the opening of new LSC in the region, activation of new programme at the existing study centers, and empanelment of academic counsellors. Besides, establishment of exam centers are included whenever activity carried out.

- 4.) **Regional Centres and Learners Support Centres Activities:** The section covers a large number of activities such as induction meetings organised, holding academic counselling sessions for theory and practical courses, project viva-voce held, and assignments submitted and awards transmitted to the hqrs for ODL as well as online programme.
- 5.) **Monitoring of Study Centres & Exam Centers Activities:** The section includes participation of regional centers officials during induction meetings, monitoring of counselling sessions held at Learner Support Centers as well as in online mode for ODL and online programme, virtual and physical monitoring of exam centers during the examinations.
- 6.) **Student Support Activities:** This part consists of the number of student queries handled, utilization of SMS for communication with students and grievance redressal camps organised by regional centers.
- 7.) **Research & Academic Development Activity:** This point of analysis encompassed Faculty Development Programme, Webinar/Seminar organized/participated, Radio/TV program etc.
- 8.) **Expenditure of Regional Centers (Accounts & Finance):** The expenditure incurred for operations of Regional Centers and Learner Support Centers have been analyzed. For the Regional Centre, the points of analysis included Regular Staff Salary, Daily Wage payment, Security, Building Rent, Travel and hiring of taxi, Printing/Publicity, Meeting/workshop/Orientation Programme etc. For the Learner Support Centers, the expenditure was analyzed on the basis of Salary of Part Time functionaries and Counseling, Assignment Evaluation, Practical's etc
- 9.) **Staff Strength at Regional Centers:** This part of the report consists of staff strength including academic, non-academic, daily wagers and security personnels posted at regional center.
- 10.) **Ratio-Staff, Enrollment, & Expenditure:** Ratio between Staff-enrollment, Staff-expenditure; and Enrollment-expenditure are included.
- 11.) **Use of social media:** In this section details about the use of various digital and social media by the Regional Centers are included.
- 12.) **Other Events:** In addition to the above sections, brief reports on the various events that were held during reporting month were included in the "Other Events" section of MMR.

## Highlights of MMR - OCTOBER 2023

Particulars	Numbers
Number of general publicity initiative/activities to enhance outreach - Face to face mode	76
Number of general publicity initiative/activities to enhance outreach - ONLINE mode	599
Number of programme specific publicities - Face to face mode	25
Number of programme specific publicities - ONLINE mode	74
Efforts for reaching out to the persons who do not have access to higher education (Disadvantaged communities eg..PH, SC/ST, Women etc.) - Face to face mode	27
Efforts for reaching out to the persons who do not have access to higher education (Disadvantaged communities eg..PH, SC/ST, Women etc.) - ONLINE mode	20
Extension activities for sensitizing learners and other stakeholders to social and sustainable development issues leading to inclusive society - Face to face mode	30
Extension activities for sensitizing learners and other stakeholders to social and sustainable development issues leading to inclusive society - ONLINE mode	52
Collaborative extension and outreach Programs (If any)	31
Number of press releases/ published	243
In-house meetings at RC	183
No. of Meeting with Hqrs and RSD - Participated/ Interacted	205
Number of Coordinators Meetings organized by RC	23
Number of orientation Programmer for academic counselors (ACs) organized by RC	14
Number of orientation Programme for study centers functionaries organized by RC	12
Training programme organized for handling of Learning Management System (LMS) for academic counselors, Students and RC functionaries.	17
Number of new study centers notified/opened	9
Number of new programmes activated at existing study centers	40
Number of new academic counselors empaneled in the reporting month	713
Number of exam centers established for online examinations and ODL exams in the region (Please submit this information only if the activity was done in the month for which you are reporting.)	222



Number of Exam centers for Entrance test established in the region (Please submit this information only if the activity was done in the month for which you are reporting.)	50
Number of inductions meetings organized for ODL Prog - Face to face mode	30
Number of inductions meetings organized for students of ODL Prog - ONLINE mode	66
Number of inductions meetings organized for the students of ONLINE Programme.	48
Number of academic counseling sessions for theory courses organized by study centers for ODL Prog -Face to face mode	6988
Number of academic counseling sessions for theory courses organized by study centers for ODL Prog - ONLINE mode	4977
Number of academic counseling sessions for practical courses organized by study centers for ODL Prog	5826
Number of academic counseling sessions organized for ONLINE Programme	277
Number of ODL Programme for which Project viva – voce held at RC - Face to face mode & ONLINE mode	196
Number of ONLINE Programme for which Project viva – voce held	4
Number of Assignments received by RCs/LSCs in OFFLINE mode (Please give total figure of the region)	1834233
Number of Assignments received by RCs/LSCs in ONLINE mode (Please give total figure of the region)	157785
No. of Assignments awards transmitted to Hqrs during reporting month	1246565
Number of Assignments submitted by students of ONLINE Programme	7998
Number of Assignments awards transmitted to Hqrs during reporting month (Online Programme)	4835
Number of Induction Meeting(s) attended by officials of RC (ONLINE mode)	59
Number of Induction Meeting(s) attended by officials of RC (Face to face mode)	59
Number of academic counseling sessions visited/monitored by officials of RC.	548
Number of TEE centers visited/monitored by RC (Please submit this information only if the activity was done in the month for which you are reporting.)	0
Number of TEEP centers visited/monitored by RC (Please submit this information only if the activity was done in the month for which you are reporting.)	7
Number of entrance exam centers visited/monitored by RC (Please submit this information only if the activity was done in the month for which you are reporting.)	1

<b>Mode of Student Queries</b>	
By Post	10040
Email	96573
Phone	42880
i-GRAM	36603
Face-to-Face Queries	60903
Face Book	879
Twitter	834
RTI	126
Court Cases	17
Any other	5624
<b>Grievance Redressal Mechanism</b>	
Number of Grievance Redressal Camp(s) organized by RCs/LSCs - (ONLINE mode)	57
Number of Grievance Redressal Camp(s) organized by RCs/LSCs - (face to face mode)	29
<b>Use of SMS</b>	
IGNOU programmes for New Admission	71858
Deficiency in the Fresh Admission Forms	45265
Confirmation of New Admission	10224
Information regarding Induction Meeting	8826
Submission of Re - registration	67365
Confirmation of Re - registration	6166
Face to Face Counseling schedule	16137
Collection of study material	13839
Submission of assignment	14055
Term End Examination Hall Ticket	48649
Practical Examinations	14450
Project Viva Voce, workshop	1512
Declaration of the term end examination result	0
Placement activities	9124
Convocation/degree	16015
Any other	50716
<b>Research &amp; Academic Activity</b>	
Systemic Research Activity (ies) performed on strengthening of the Open and Distance Learning	2
Research Article(s) Published	5
Conference Organized	43
Conference Attended	83
Faculty Development Programme(s) Organized	1
Faculty Development Programme(s) Attended	1
Participation in Interactive Radio Counseling Session (Gyan Vani/ AIR)	21
Participation in Doordarshan/ Other Electronic Media Channel programmes	17
Participation in Career Counseling Programme	13
<b>Expenditures at Regional Centers</b>	

Regular Staff Salary	70667911
Daily Wage payment	7553408
Security	2786041
Building Rent	2794202
Travel and hiring of taxi	299935
Meeting/ workshop/Orientation Programme etc	217374
Printing/Publicity	267231
LSC/PSC/SSC Payments (Salary of Part Time functionaries)	16198166
LSC/PSC/SSC Payments (Counselling, Assignment Evaluation, Practical's etc)	20675836
Other Expenditure	36728595
<b>Staff Strength</b>	
Academic Staff	141
Non Academic Staff	375
Daily Wage staff Engaged at Regional Centre	387
Daily Wage staff Engaged at Ware House	24
Security Guards	161
<b>Total</b>	<b>1088</b>
Number of Posts on the RC Facebook Page for the month:	3652
Total Number of Likes on the RC Facebook Page:	179890
Total Number of followers of the RC Facebook Page:	262573
Number of posts on Twitter for the month:	9748
Total Number of followers of the RC Twitter handle:	48834
Number of posts on Youtube during the month:	199
Total Number of subscribers of the RC Youtube channel:	185397

## **Executive Summary**

## MMR OCTOBER 2023 – Executive Summary

The analysis for MMR OCTOBER 2023 is completely based on the data provided by the Regional Centres. As per the practice, the data for the Monthly Monitoring Report (MMR) was received through a filled-in format as well as through the Google Form. Both were received online. The MMR format which was in used earlier has been modified from OCTOBER 2023. Some new features have been included in the MMR format.

The data received from 57 Regional Centres have been analysed in this Executive Summary for MMR- OCTOBER 2023. The analysis has been done under various subheadings for Promotional, extension and outreach activities of the Regional Centres, and Learner Support Centres. Further, various Finance & Accounts related matters, i.e., expenditures incurred by Regional Centres and Learner Support Centres have been analysed. Information related to academic and professional development of the academics of the regional centres has been also compiled and analysed. Immediately following the Executive Summary, data tables pertaining to various activities have been provided. Thereafter, a brief summary of the events held across the country has been provided along with the pictures of those programs.

### **Promotional, Extension and Outreach Activities**

During the month of OCTOBER 2023, Regional Centres organized various promotional and publicity activities. During this time general publicity initiative/activities to enhance outreach, programme specific publicities, efforts for reaching out to the persons who do not have access to higher education like disadvantaged communities e.g., PH, SC/ST, Women etc have been organised by the Regional Centres.

Summary of general and specific publicity and promotional activities carried out in face-to-face mode and online mode has been given in

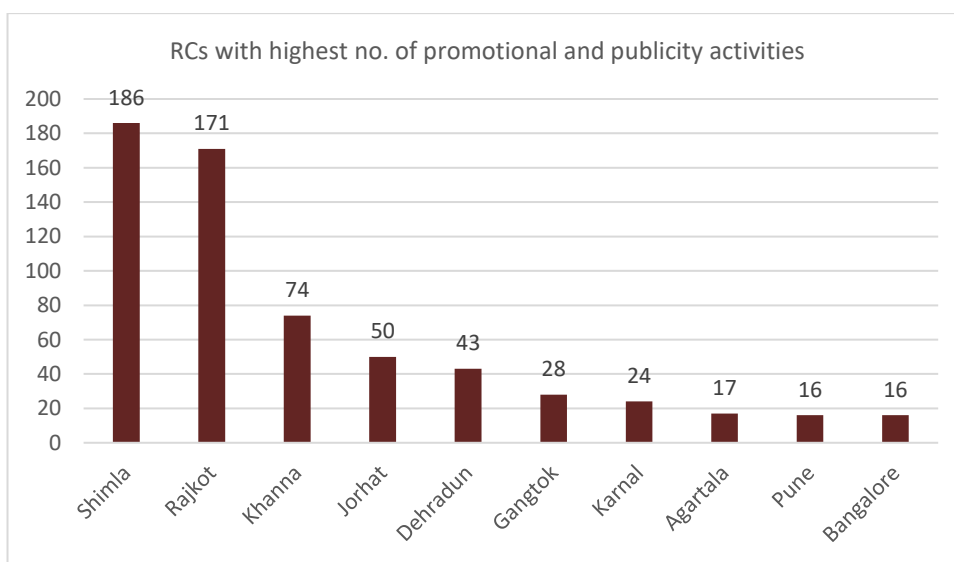
Table 1. A total of **774** such activities have been undertaken across all 57 Regional Centres. The list of top ten regional centres in has been given in **Error! Reference source not found.**

Regional centre-wise **general and specific publicity and promotional drives** carried out in online mode as well as face to face have been given in Table 15. Summary of total number such activities has been given in Table 1.

**Table 1** Summary of promotional and publicity activity (Online and offline)

S. No.	Particulars	Number	% of total
1	Number of general publicity initiative/activities to enhance outreach - Face to face mode	76	9.82
2	Number of general publicity initiative/activities to enhance outreach - ONLINE mode	599	77.39
3	Number of programme specific publicities - Face to face mode	25	3.23
4	Number of programme specific publicities - ONLINE mode	74	9.56
	Total	774	100

Top ten RCs in organising promotional and publicity drives during OCTOBER 2023 has been given in **Error! Reference source not found.**

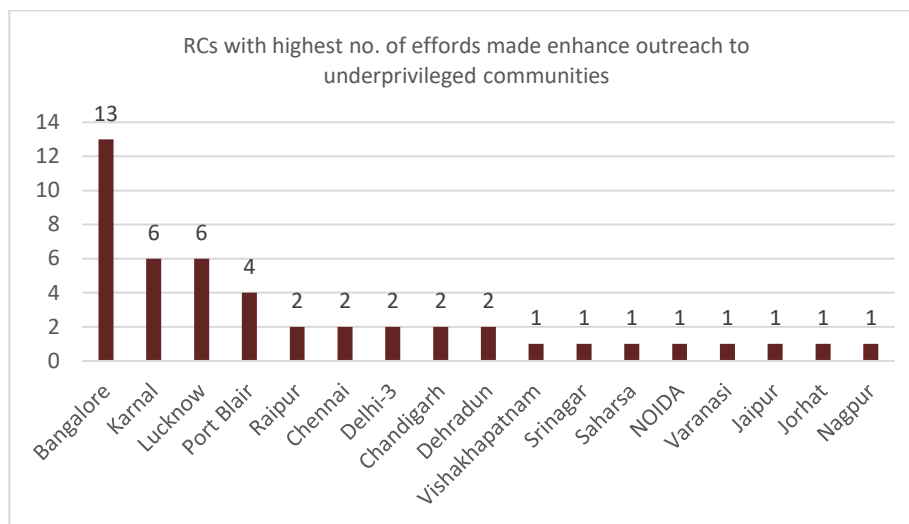


**Figure 1**

The efforts to enhance **outreach to underprivileged communities like PH, SC/ST, women**, etc. are another component in this area. This item has been included separately in the MMR format from January 2023. Summary of such activities is given in Table 2. A total **40** such activities were carried out by the RCs. Figure 2 depicts the outreach efforts made by the top ten centres. RC wise efforts for reaching out to the disadvantaged communities in online mode as well as face to face have been given in Table 16.

**Table 2** Summary of efforts made by RCs to reach out to the disadvantaged communities

S. No.	Particulars	Numbers	% of total
1.	Efforts for reaching out to the persons who do not have access to higher education (Disadvantaged communities eg..PH, SC/ST, Women etc.) - Face to face mode	27	57.45
2.	Efforts for reaching out to the persons who do not have access to higher education (Disadvantaged communities eg..PH, SC/ST, Women etc.) - ONLINE mode	20	42.55
	Total	47	100.00



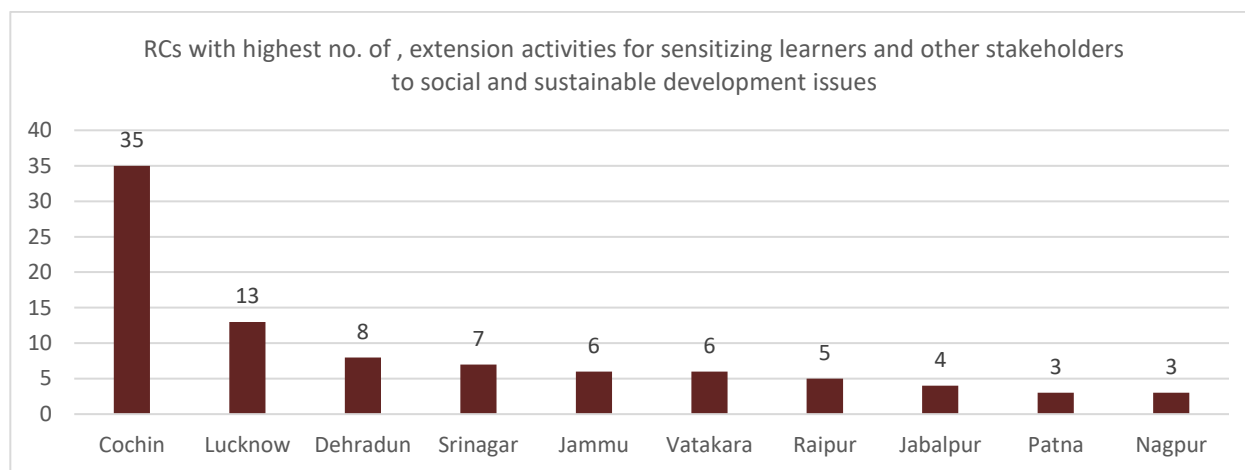
**Figure 2**

In addition, **extension activities for sensitizing learners and other stakeholders to social and sustainable development issues** leading to an inclusive society, as well as extension and outreach programs carried out by the regional centres in collaboration both in online and face-to-face modes, were also considered in the MMR for OCTOBER 2023. A total **55** such activities were reported by the RCs (**Table 3**). RC wise number of activities has been given in **Table 17**.

**Table 3** Summary of extension activity for sensitizing and collaborative activity by regional centres.

S. No.	Particulars	Numbers	% of total
1.	Extension activities for sensitizing learners and other stakeholders to social and sustainable development issues leading to inclusive society - Face to face mode	30	26.55
2.	Extension activities for sensitizing learners and other stakeholders to social and sustainable development issues leading to inclusive society - ONLINE mode	52	46.02
3.	Collaborative extension and outreach Programs (If any)	31	27.43
	Total	113	100

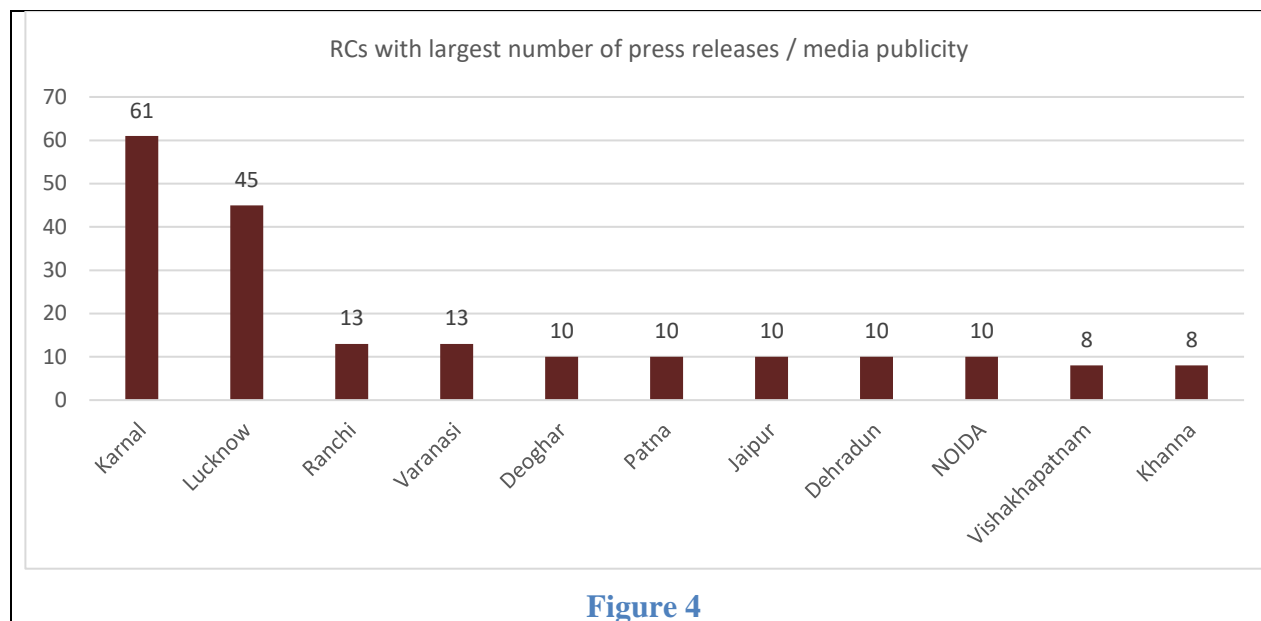
**Figure 3** depicts the list of top ten regional centres organised extension activities higher side.



**Figure 3**

### Press Releases Issued

Regional Centres issue **press releases** to publicize the activities of IGNOU in local Newspapers. List of top ten Regional Centres are given in **Error! Reference source not found..** A total of 243 press releases/media coverages were reported during OCTOBER 2023 across the Regional Centres (Table 18).



**Figure 4**



## Meetings, Trainings & Orientation Programme at Regional Centre

In order to deliberate on various activities at the regional centres, all regional centres had 183 official in-house meetings during OCTOBER 2023 (Table 19). Regional Centres having highest number of in-house meetings are given in Figure 5.

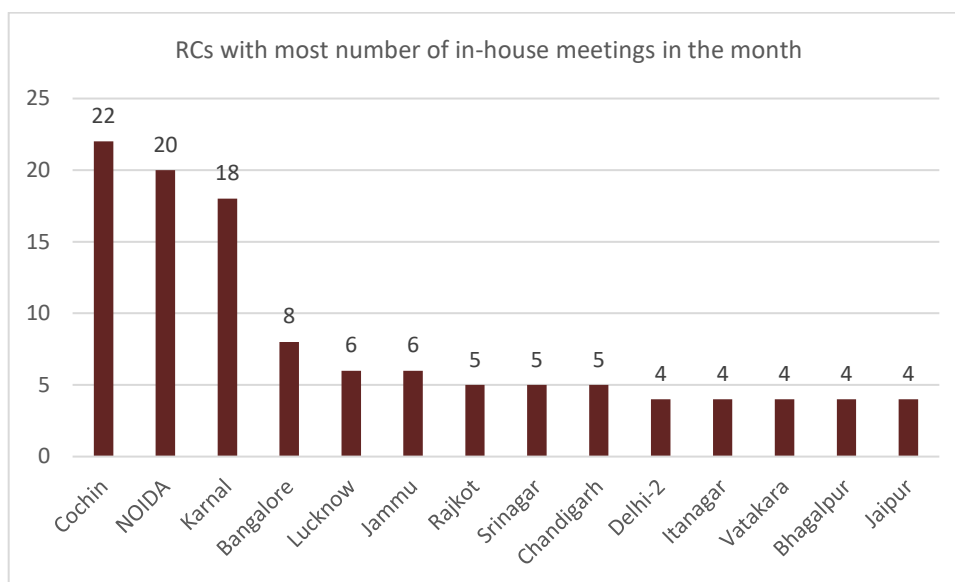


Figure 5

**Capacity building and the orientation** of part-time functionaries appointed in the learner support centres (LSC) are some of the key activities of regional centres. During the month of OCTOBER 2023, a total of **66** such activities were undertaken across the regional centres (Table 21). This category involves meetings and orientation of coordinators and PICs of study centres, training of other part-time functionaries, orientation of academic counsellors and a new item which has been included in the MMR from January 2023 is the training programme organized by regional centres for handling of Learning Management System (LMS). The training on LMS were organized by regional centres Chandigarh, Dehradun, Siliguri. List of the regional centres who organized the highest number of such activities is given in **Error! Reference source not found.**

**Table 4** Summary of Capacity building and training programme organized by RCs

S. No.	Particulars	Numbers	% of Total
1	Number of Coordinators Meetings organized by RC	23	34.85
2	Number of orientation Programmer for academic counselors (ACs) organized by RC	14	21.21
3	Number of orientation Programme for study centers functionaries organized by RC	12	18.18

4	Training programme organized for handling of Learning Management System (LMS) for academic counselors, Students and RC functionaries.	17	25.76
<b>Total</b>		<b>66</b>	<b>100</b>

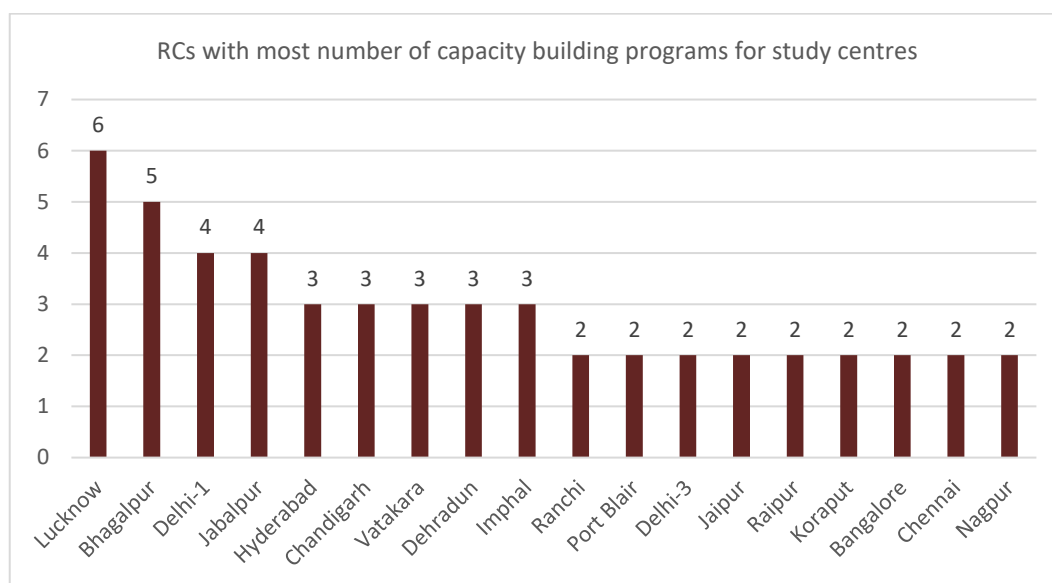


Figure 6

### Strengthening/Establishing LSCs and Exam centres

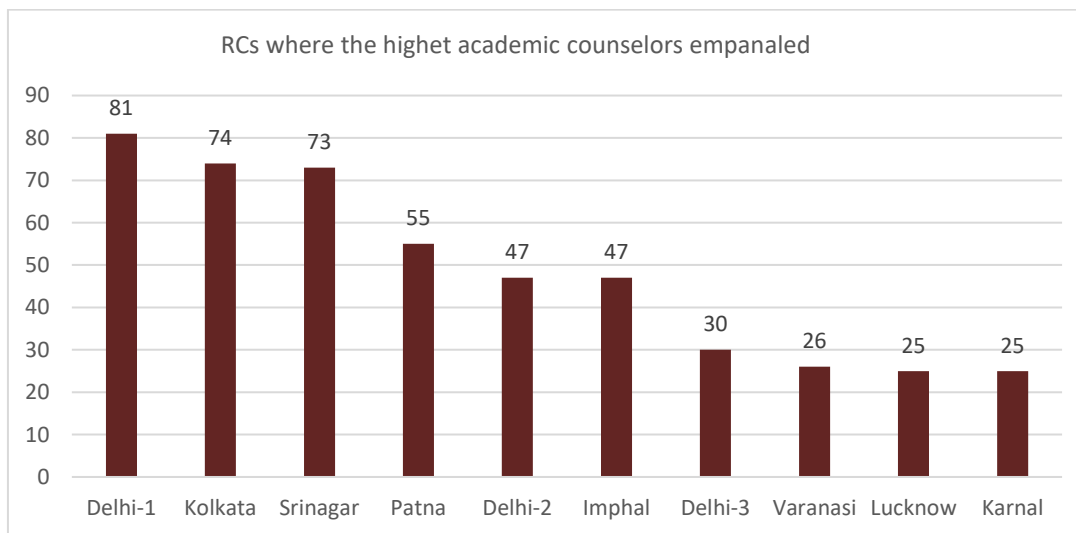
The items, which have been undertaken in this section, are - Number of new study centres notified/opened, New Programmes activated at existing LSCs, Number of new academic counsellors empanelled, Number of entrance exam centres and term end exam centres established (If the activity was done) in the month for which the report has been submitted. Summary of the activities has been given in Table 5 Summary of strengthening of LSCs related activities.

**Table 5** Summary of strengthening of LSCs related activities

S. no.	Particulars	Numbers	% of total
1.	Number of new study centers notified/opened	9	0.87
2.	Number of new programmes activated at existing study centers	40	3.87
3.	Number of new academic counselors empaneled in the reporting month	713	68.96
4.	Number of exam centers established for online examinations and ODL exams in the region (Please submit this information only if the activity was done in the month for which you are reporting.)	222	21.47
5.	Number of Exam centers for Entrance test established in the region (Please submit this information only if the	50	4.84

	activity was done in the month for which you are reporting.)		
	<b>Total</b>	<b>1034</b>	<b>100</b>

RC wise information related to above activities has been given in Table 22. During the reporting period, a total of 713 academic counsellors were appointed across the regional centres. A list of the top ten regional centres under this category has been given in Figure 7.



**Figure 7**

Regional centres establish **exam centres** in their respective regions for holding term end exams or conduct of entrance exam for various academic programme. The activity related to exams has been reported during the month.

### **Regional Centres and Learners Support Centres Activities**

**Induction meeting (IM)** is an important event in IGNOU which is held at the Learner Support Centres (LSC) for newly enrolled students. The goal of this meeting is to familiarize newly admitted students with the open and distance learning system and the way it functions.

During the Corona pandemic, the Learner Support Centres organized this activity virtually. Since all COVID-19 restrictions and prohibitions have been lifted across the country. Face to face and physical activities have been restored to normalcy in the institutions and colleges. Accordingly, some of the LSCs also conducted the IM in face-to-face mode. In addition, induction meetings were also organized separately for the students who had enrolled in an online academic programme. Regional centre-wise details of IM have been given in Table 23.

A total 144 induction meetings (IM) were organised during the OCTOBER 2023 (Table 6), whereas total 27 inductions meetings were organized in face to face for ODL Programme. A total of 96 IMs were organized for students of the ODL program in Online mode during OCTOBER 2023. The university offers academic programme in two different modes – ONLINE mode and Offline (ODL

mode). Hence, the Regional Centres were also asked to provide data for the IM organised for the students enrolled in online programme. The regional centres were organised 48 induction meetings for online academic programme. List of top regional centres who have organised the largest number of IM for the students has been given in Figure 8.

Table 6 Summary of IM organised meetings for online and ODL programme

S. No.	Particulars	Total	% of total
1.	Number of inductions meetings organized for ODL Prog - Face to face mode	30	20.83
2.	Number of inductions meetings organized for students of ODL Prog - ONLINE mode	66	45.83
3.	Number of inductions meetings organized for the students of ONLINE Programme.	48	33.33
	<b>Total</b>	<b>144</b>	<b>100</b>

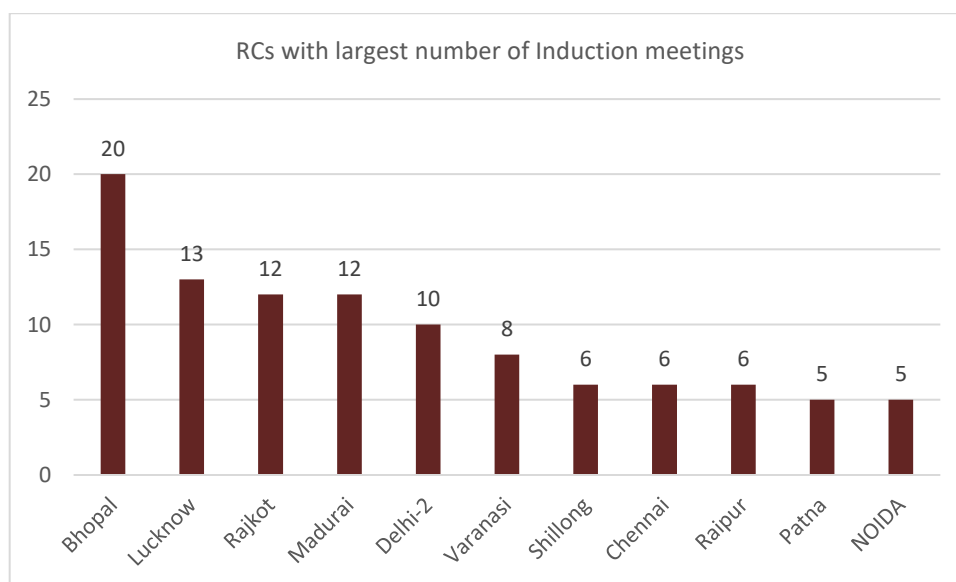


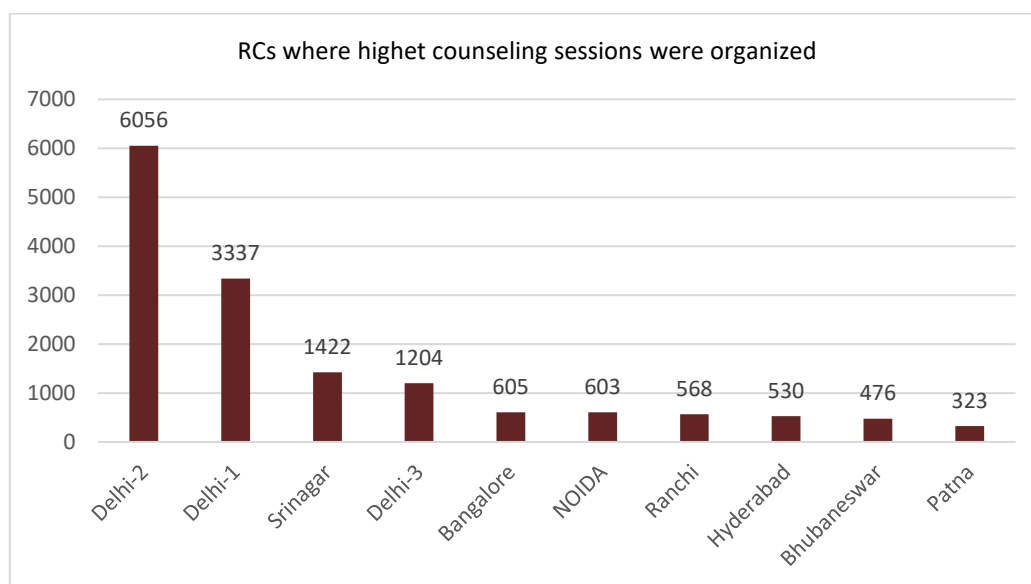
Figure 8

**Academic Counselling sessions** - The number of academic counselling sessions organised for theory courses for the Open and Distance Learning (ODL) programme in online and face-to-face modes; number of academic counselling sessions organised for practical courses for the ODL program; and the number of academic counselling sessions organised for the online programme are the items that have been taken into consideration separately. As far as the number of academic counselling sessions is concerned, a total **18068** such sessions were organised across the regional centres in the month of OCTOBER 2023. Item-wise summary of academic counselling sessions held across the country has been given in Table 7. RC wise details of academic counselling sessions organised for ODL Prog (Online and f2f mode), Practical courses for ODL Prog and academic

counselling for Online programme have been given in Table 24. A list of the top regional centres where the maximum number of academic counselling sessions were organized for the ODL program, online program, and for practical courses is given in Figure 9.

**Table 7** Summary of academic counselling sessions organised by RCs

S. No.	Particulars	Total no. of sessions	% of total
1	Number of academic counseling sessions for theory courses organized by study centers for ODL Prog -Face to face mode	6988	38.68
2	Number of academic counseling sessions for theory courses organized by study centers for ODL Prog - ONLINE mode	4977	27.55
3	Number of academic counseling sessions for practical courses organized by study centers for ODL Prog	5826	32.24
4	Number of academic counseling sessions organized for ONLINE Programme	277	1.53
	<b>Total</b>	<b>18068</b>	<b>100</b>



**Figure 9**

**Project Viva-voce** - During the reporting month, regional centres organised viva – voce for the students of 695 different academic programmes by 57 regional centres. Out of which 275 project viva-voce were held for the ODL programme and 17 viva-voce for online programme (

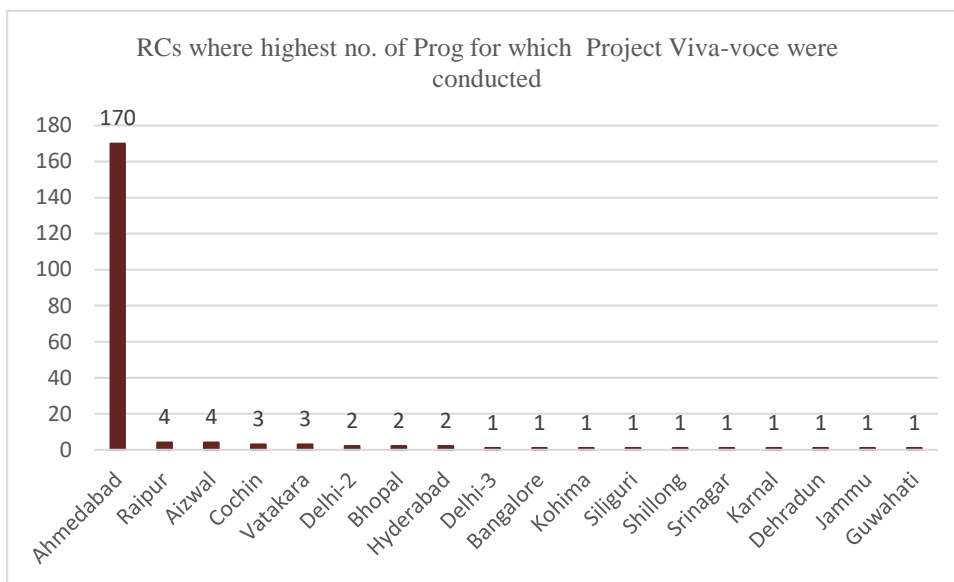
S. No.	Particulars	Total	% of total
1.	Number of ODL Programme for which Project viva – voce held at RC - Face to face mode & ONLINE mode	196	98
2.	Number of ONLINE Programme for which Project viva – voce held	4	2

	Total	200	100
--	-------	-----	-----

Table 8). The list of top regional centres where highest number of project viva-voce was is given in Figure 10. RC wise status of conduct of Project Viva-voce has been given in Table 25.

**Table 8** Summary of Project Viva-voce organised by RCs.

S. No.	Particulars	Total	% of total
3.	Number of ODL Programme for which Project viva – voce held at RC - Face to face mode & ONLINE mode	196	98
4.	Number of ONLINE Programme for which Project viva – voce held	4	2
	<b>Total</b>	<b>200</b>	<b>100</b>



**Figure 10**

**Assignments** - The status of evaluation assignments is another item that has been assessed under - number of assignments received by RCs/LSCs, and number of assignment awards transmitted to Hqrs for the ODL programme and online programme during the reporting month. Regional centres have provided information related to assignments received by RCs/LSCs for ODL programme in both offline and online mode separately. Separate data was collected for awards sent by regional centres to the SED as well as assignments received at RCs/LSCs. A separate section has been also created in the MMR format to obtain the status of assignments for the Online Programme. Regional centre-wise status of assignments received and awards transmitted, has been provided in the Table 26. Figure 11 shows the list of top regional centres in terms of handling assignments during the month. Summary of status of assignment received and awards transmitted has been given in Table 9.

Table 9 Summary of assignment evaluation and awards transmission

S. No.	Particulars	Total
1.	Number of Assignments received by RCs/LSCs in OFFLINE mode (Please give total figure of the region)	1834233
2.	Number of Assignments received by RCs/LSCs in ONLINE mode (Please give total figure of the region)	157785
3.	No. of Assignments awards transmitted to Hqrs during reporting month	1246565
4.	Number of Assignments submitted by students of ONLINE Programme	7998
5.	Number of Assignments awards transmitted to Hqrs during reporting month (Online Programme)	4835
	<b>Total</b>	<b>3251416</b>

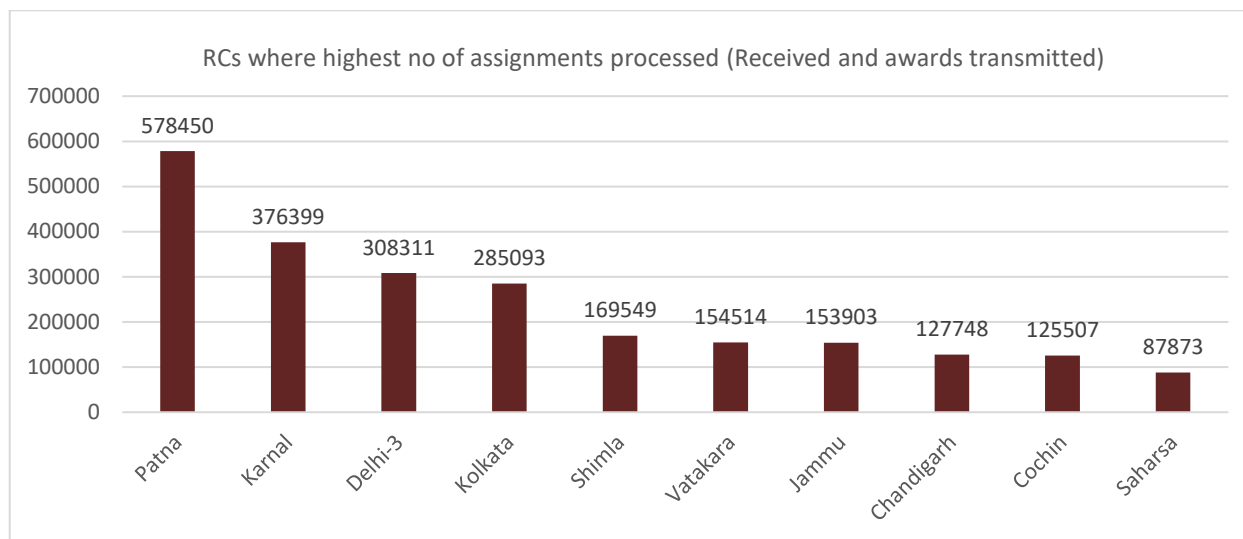


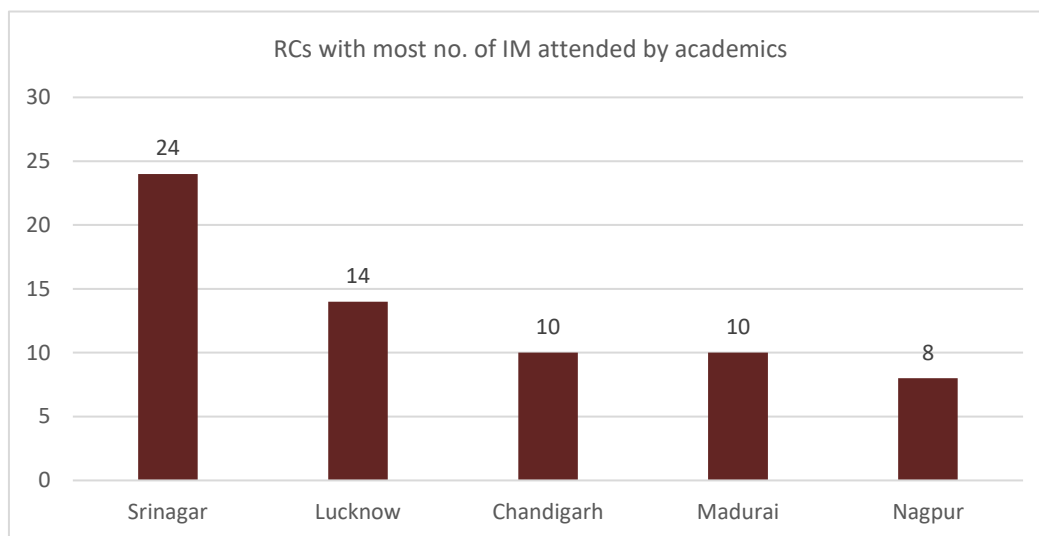
Figure 11

### Monitoring of Study Centres Activities

*Monitoring Activities by RCs* - Monitoring of functioning of Study Centres is one of the important activities of Regional Centres. Monitoring of academic counselling sessions is an important component of this category. The participation of RCs in the induction meeting (IM) is very important part, as academics from the RCs address the new learners during the **induction meeting**. In the reporting month, out of 144 IM organised (Table 6), a total 118 IM were addressed and attended by the academics of the regional centres, which is 81.94% of the total IM organised during the month. Top regional centres where the highest number of academics were attended IM have been given in Figure 12. Regional centres-wise status of induction meetings attended, academic counselling sessions visited, visit of exam and entrance exam centres has been provided in Table 27. Data of monitoring of academic activities of the study centres has been summarised in Table 10 and Table 11.

**Table 10** Summary of monitoring activity (Induction Meetings)

S. No.	Particulars	Numbers	% of total
1.	Number of Induction Meeting(s) attended by officials of RC (ONLINE mode)	59	50
2.	Number of Induction Meeting(s) attended by officials of RC (Face to face mode)	59	50
	<b>Total</b>	<b>118</b>	<b>100</b>

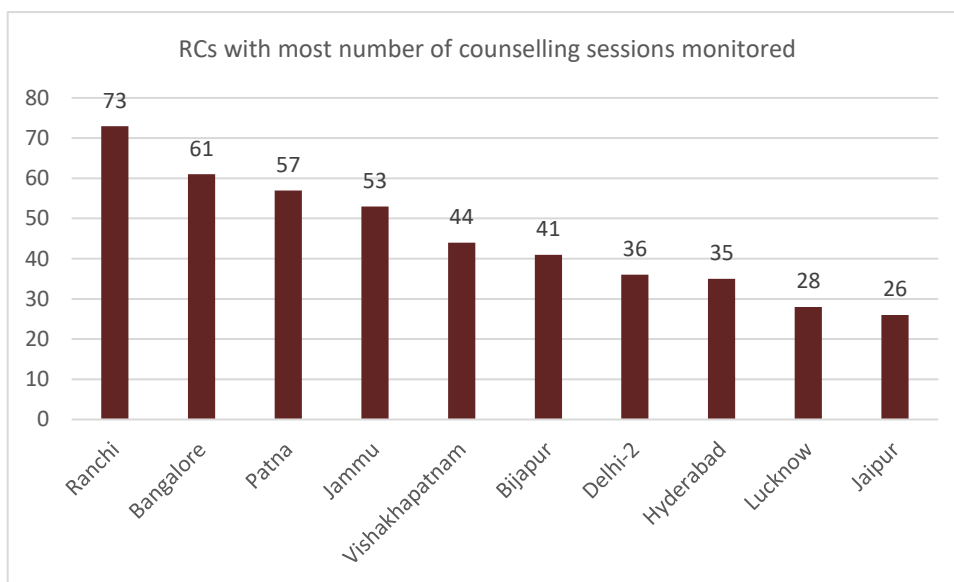


**Figure 12**

In the month of OCTOBER 2023, out of the total of 18068 **academic counselling** sessions were organised (Table 7), 548 academic counselling sessions were monitored by the academics of the regional centres, constitutes 3.03% of the total academic counselling sessions (18068) organised (Table 7). Top-ten Regional Centres where the largest number of academic counselling sessions



were monitored have been given in Figure 13. Regional centres wise number of sessions monitored has been given in the Table 28.



**Figure 13**

When activity occurs in their respective regions, officials from the regional centres actively participate in visit/monitoring term-end exams (both theory and practical) and entrance examination-related activities. During the period of report, a total 08 such exam centres related activities were carried out by the officials of RCs (Table 11). RC Wise number of exam activities have been given in the Table 29.

**Table 11 Summary of monitoring activity (Exam related activities)\***

S. No.	Particulars	Numbers	% of total
1	Number of TEE centers visited/monitored by RC (Please submit this information only if the activity was done in the month for which you are reporting.)	0	0
2	Number of TEEP centers visited/monitored by RC (Please submit this information only if the activity was done in the month for which you are reporting.)	7	87.5
3	Number of entrance exam centers visited/monitored by RC (Please submit this information only if the activity was done in the month for which you are reporting.)	1	12.5
	<b>Total</b>	<b>8</b>	<b>100</b>

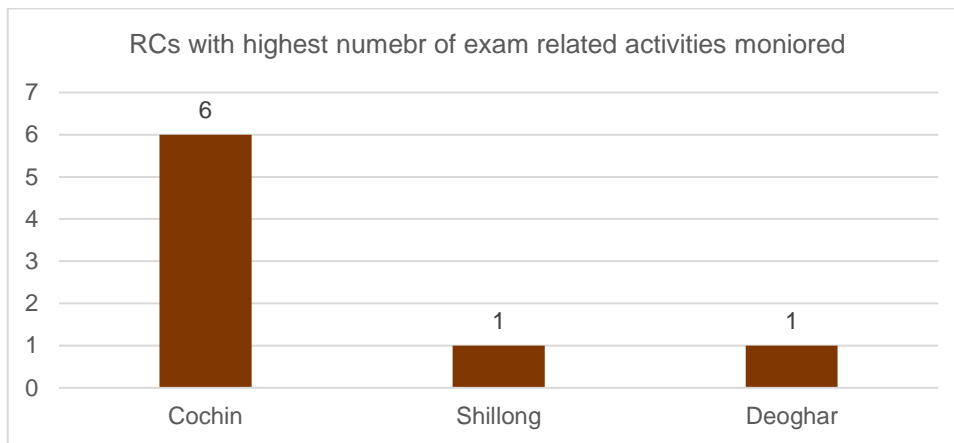


Figure 14

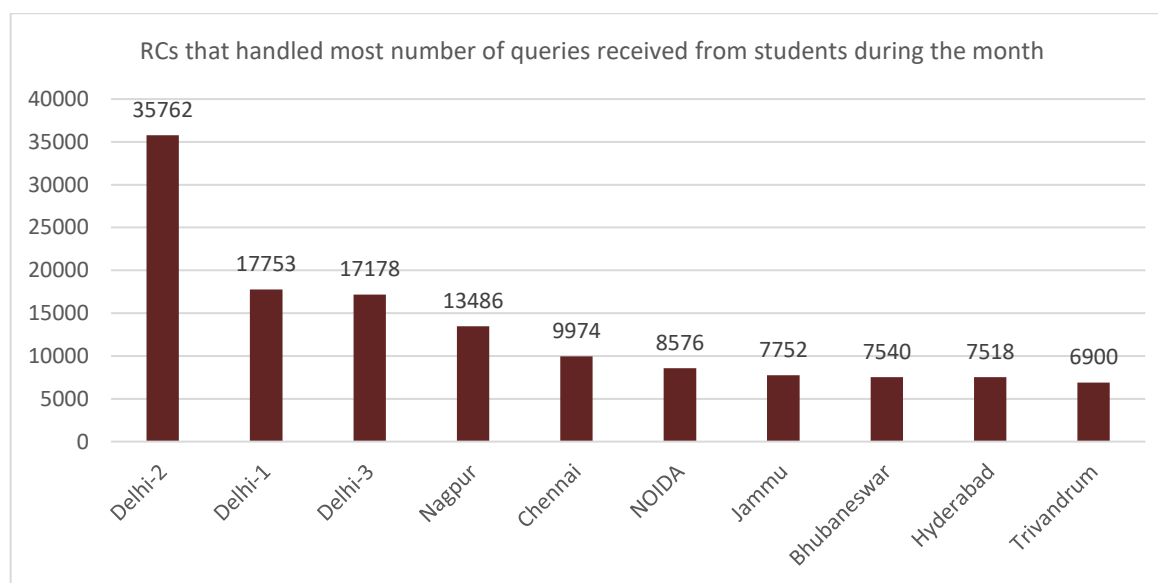
### Student Support Services

Resolving students queries by regional centres (Table 30 and Table 31), use of SMS to communicate with the students (Table 32) and holding grievance redressal camps/sessions to interact with the student Table 33 are the parameters which have been analysed in this part of the report. Summary of such activities carried out by the regional centre are given in Table 12.

**Table 12** Summary of student support service-related activities

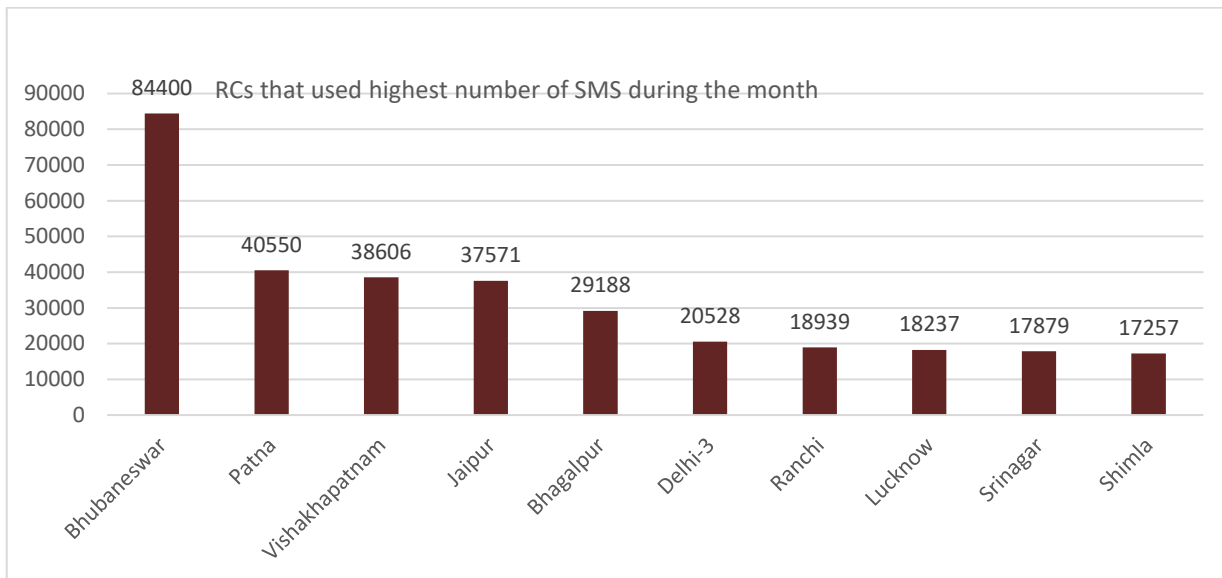
S. No.	Particulars	Numbers	% of total
1.	Total queries	254479	39.23
2.	Total SMS used	394201	60.76
3.	Total grievance	86	0.01
4.	Total of items	648766	100

**Handling of student queries** and **grievances** are crucial for effective student support services. All regional centres answer students' issues face-to-face in person as well as via email, telephone, post, Facebook, and other means (Table 30). Table 30 and Table 31 shows the RC-wise information regarding the handling of the total number of students' queries at each regional centre in the month of OCTOBER 2023. Across all Regional centres, a total of 254479 queries were handled/addressed, or responded to. The list of top-ten regional centres that attended the maximum number of students' queries is shown in Figure 15. These ten regional centres handled 51.38% of the total number of queries received at regional centres



**Figure 15**

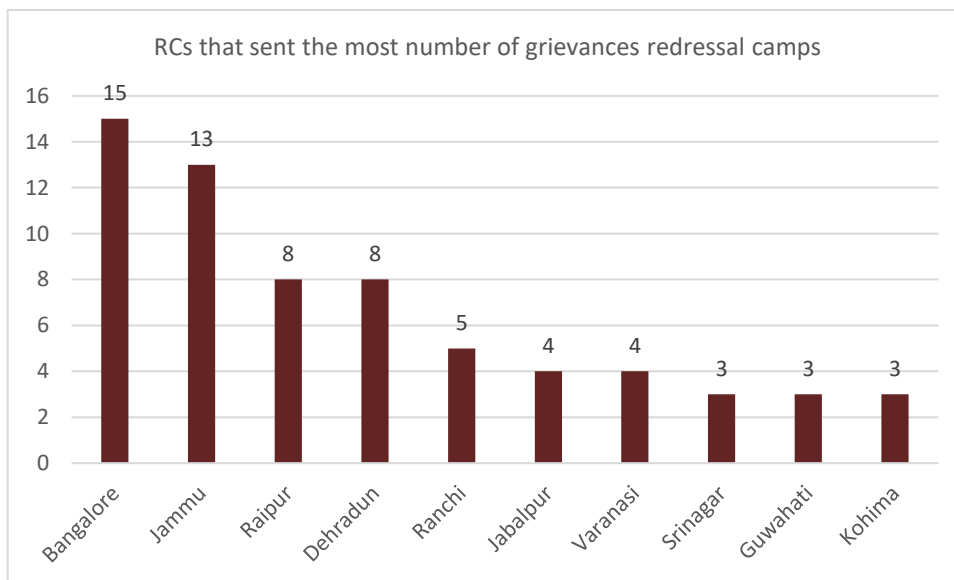
**Use of SMS** is an important mode of communication for the regional centres. It is used to communicate important messages to the learners urgently. For this purpose, Regional Centres use the bulk SMS facilities. During the month of OCTOBER 2023, a total of 394201 SMS was sent to the students to communicate various types of information to the learners. Figure 16 shows the list the regional centres that have used the SMS service the most frequently during the month. RC wise use of SMS has been given in the Table 32.



**Figure 16**

**Grievance redressal**

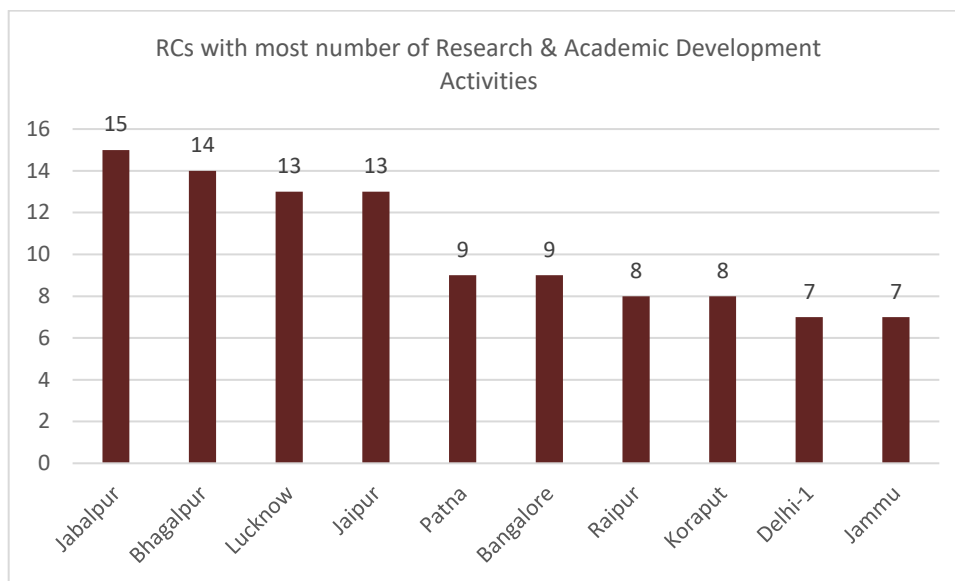
Receiving and resolving student grievances is a crucial part of student support services. During the month, regional centres organized online and face to face mode (offline) grievance redressal camps to address students queries and problems related to their studies. In the month of OCTOBER 2023, all together **86** such camps were held by the regional centres (Table 33). Out of 86, 29 have been organised in face-to-face mode and 57 virtual/online sessions had been hold by the regional centres to resolve students’ grievances. The list of top ten regional centres in this category are given in Figure 17.



**Figure 17**

## Research and Academic Development Activities

Regional Centre wise Research and Academic Development activities have been given in Table 40. During the month of OCTOBER, 2023, Regional Centres reported a total of 186 different Research and Academic Development activities including Faculty Development Programme, Webinar/Seminar organized/participated, Radio/TV program and so on (Table 34). Indeed, the top ten regional centres (Figure 18) reported a total 83 such activities accounting for 55.37% of the total during OCTOBER 2023.



**Figure 18**

## Expenditure of Regional Centres

This section of the report deals with the expenses of Regional Centres incurred to meet the functioning of Regional Centres during OCTOBER 2023. The analysis includes the Regional Centre wise total expenditure as well as item-wise expenditures during OCTOBER 2023. The data is provided in Table 35 to 46. Item-wise summary of expenses has been given in the Table 13. In OCTOBER 2023, a total expenditure of Rs. 158188699/- was incurred across the regional centres (Table 13 and Table 35).

**Table 13 Item-wise summary of expenses**

S. No.	Particulars	Amount (In Rs.)	% of total
1	Regular Staff Salary	70667911	44.67
2	Daily Wage payment	7553408	4.77
3	Security	2786041	1.76
4	Building Rent	2794202	1.77
5	Travel and hiring of taxi	299935	0.19
6	Meeting/ workshop/Orientation Programme etc	217374	0.14

7	Printing/Publicity	267231	0.17
8	LSC/PSC/SSC Payments (Salary of Part Time functionaries)	16198166	10.24
9	LSC/PSC/SSC Payments (Counselling, Assignment Evaluation, Practical's etc)	20675836	13.07
10	Other Expenditure	36728595	23.22
11	<b>Total expenditures</b>	<b>158188699</b>	<b>100</b>

Figure 20 shows the names of the top-ten regional centres that accounted for about 49.18% of total expenditure incurred across all the regional centres. Some of the RCs with lowest expenses have been given in the Figure 21. RC **Jodhpur** did not send MMR for the month of OCTOBER 2023.

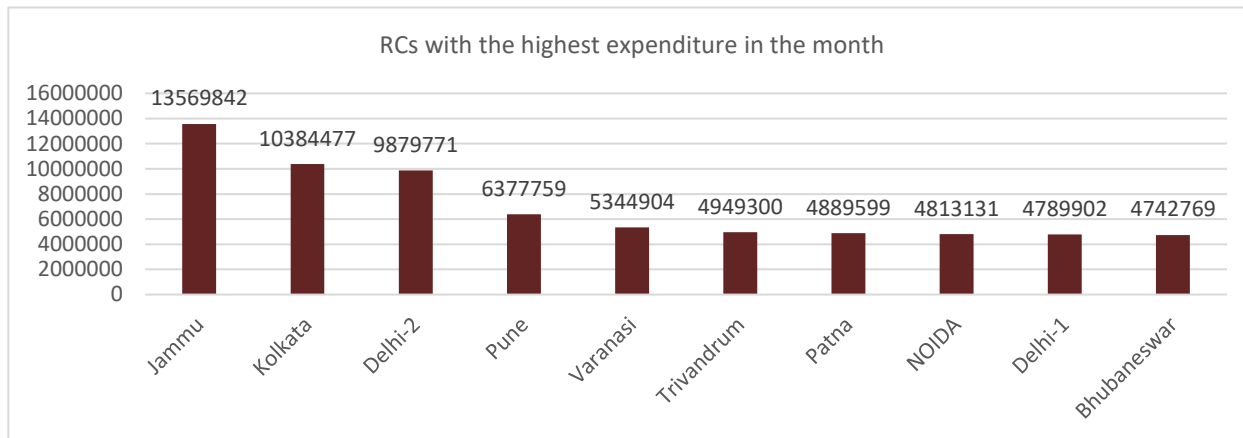


Figure 20

Table 36 shows the expenditure incurred on the payment of **salaries to regular staff** of the regional

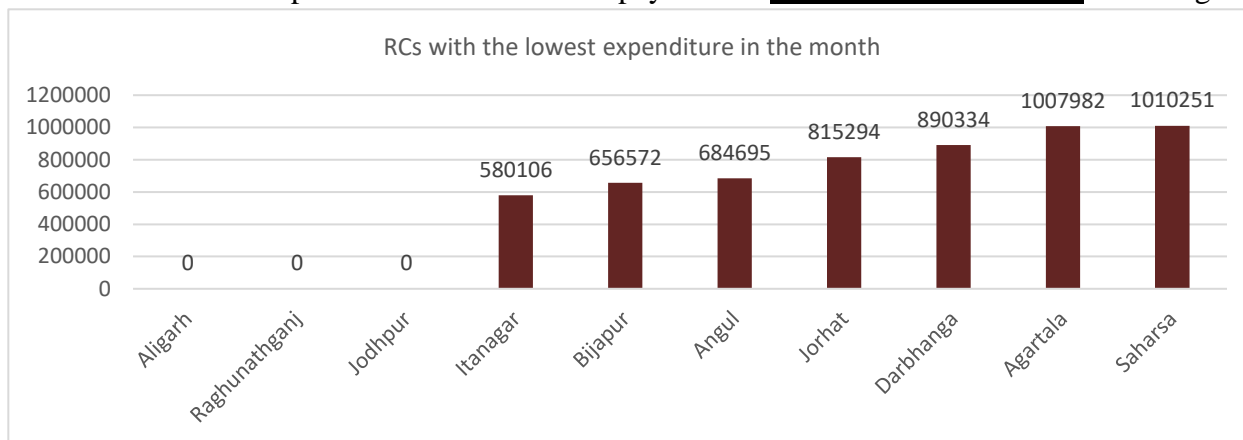


Figure 19

centres. Percentage of expenditure incurred on the payment of staff salaries at respective regional centres has been given in the corresponding column of the Table 36. Top-ten regional centres that had the highest expenditure for paying staff salaries are given in **Error! Reference source not**

**found..** Across all regional centres, a total of Rs. 70667911/- was spent for the payment of staff salaries which accounted for 44.67% of total expenditure (Rs. 158188699/-) of the regional centres. Payment towards the salaries of **daily wager** staff working at the Regional Centres is the next item

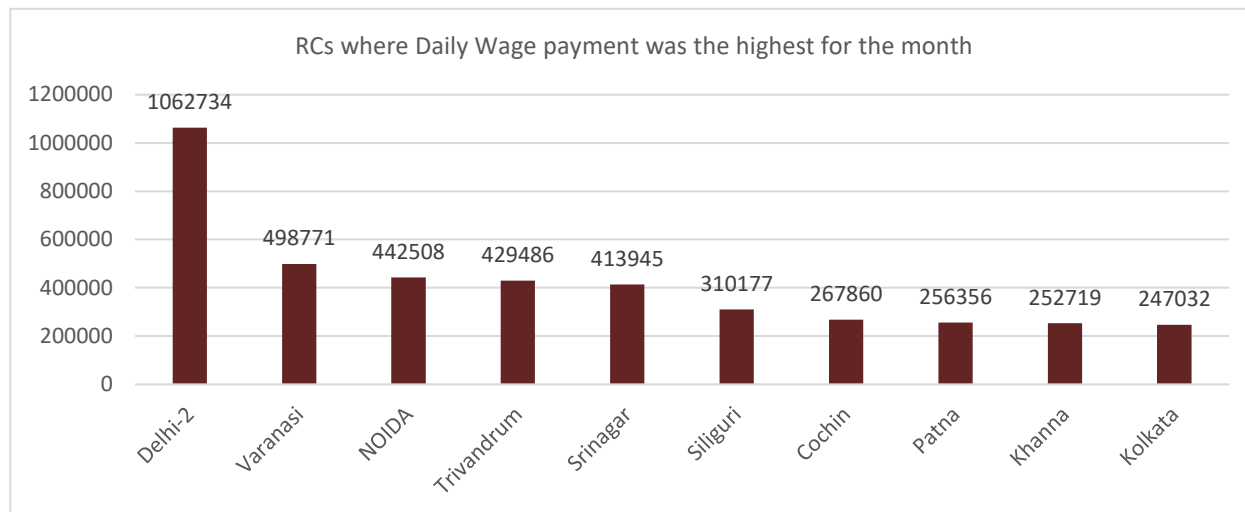


Figure 21

which has been analysed. Regional Centre wise data on the payment of daily wagers' salaries has been given in Table 37. A total of Rs. 7553408/- has been paid towards the salaries of daily wagers across the Regional Centres which was 4.77% of the total expenditure of Rs. 158188699/-. Top-ten regional centres who have spent highest amount under this category are listed in Figure 22. Fourteen regional centres reported nil expenditure in this category.

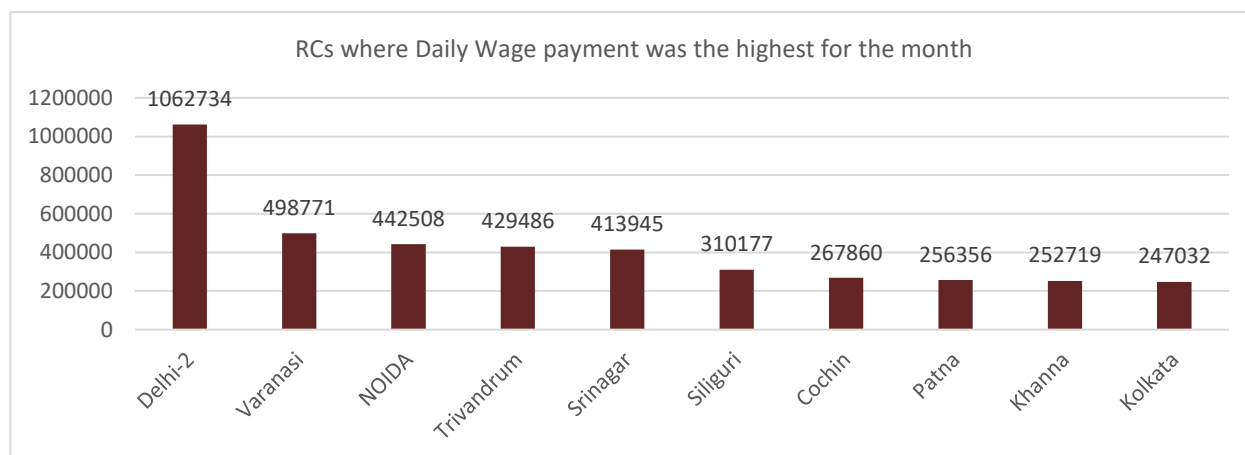


Figure 22

Expenditure for the arrangement of **security** is another item of expense at the regional centres. regional centre wise expenditure under this head has been given in Table 38. It shows that a sum of Rs. 2786041/- was spent by all the regional centres, which accounted for 1.76% of total expenditure (Rs. 158188699/-) of all regional centres. Under this category, the top-ten regional centres who spent the highest amount of their total expenditure on security arrangements have been given in **Error!**

**Reference source not found..** There were 28 regional centres that reported nil expenses for security arrangements Table 38

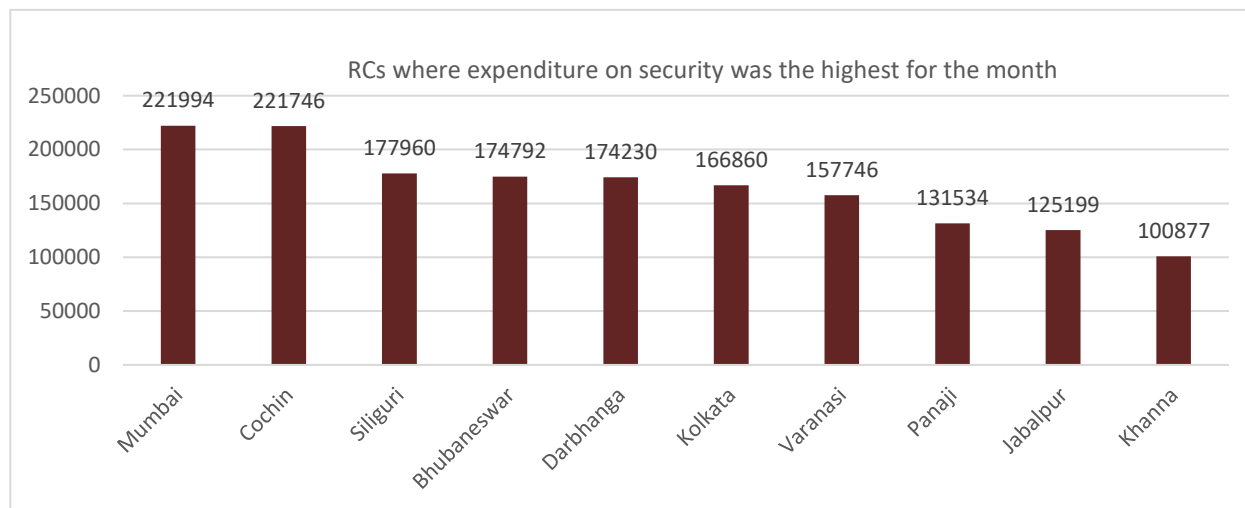
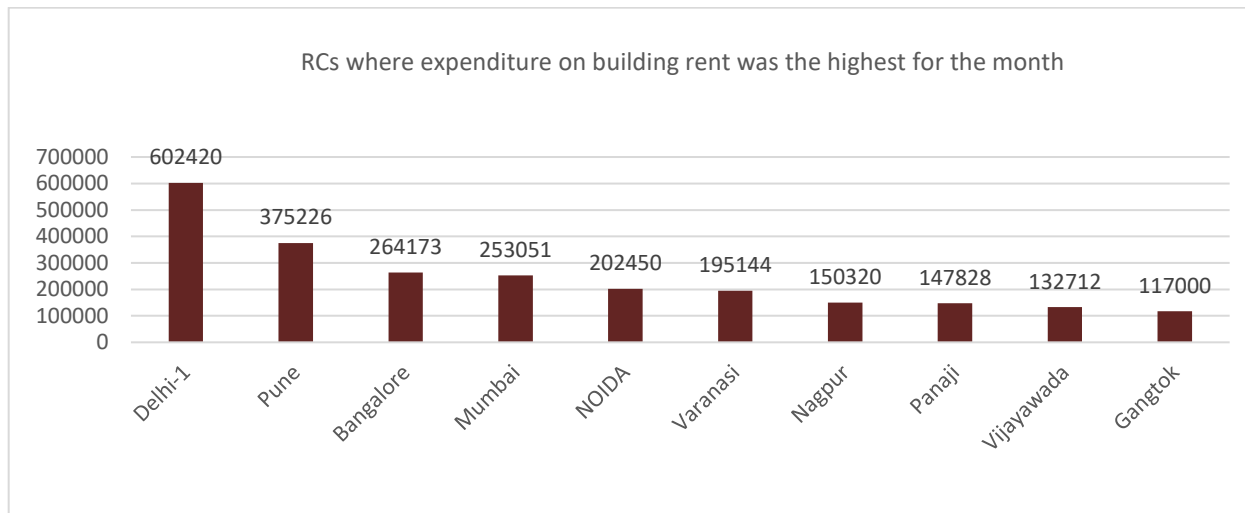


Figure 23

There are Regional Centres which are operational in **rented building**. Regional Centre wise expenses towards the rent of hiring buildings are given in Table 39 Regional Centre wise expenditure on rent of Regional Centre’ Building in OCTOBER 2023. Analysis of data indicates that a sum of Rs. 2794202/- was spent for paying the rent of buildings by the regional centres, which accounted for 1.77% of total expenditure (Rs. 158188699/-) on regional centres functioning. There are 37 regional centres who reported nil expenditure in this category. Top-ten regional centres who spent the highest amount on building rent are listed in Figure 24.





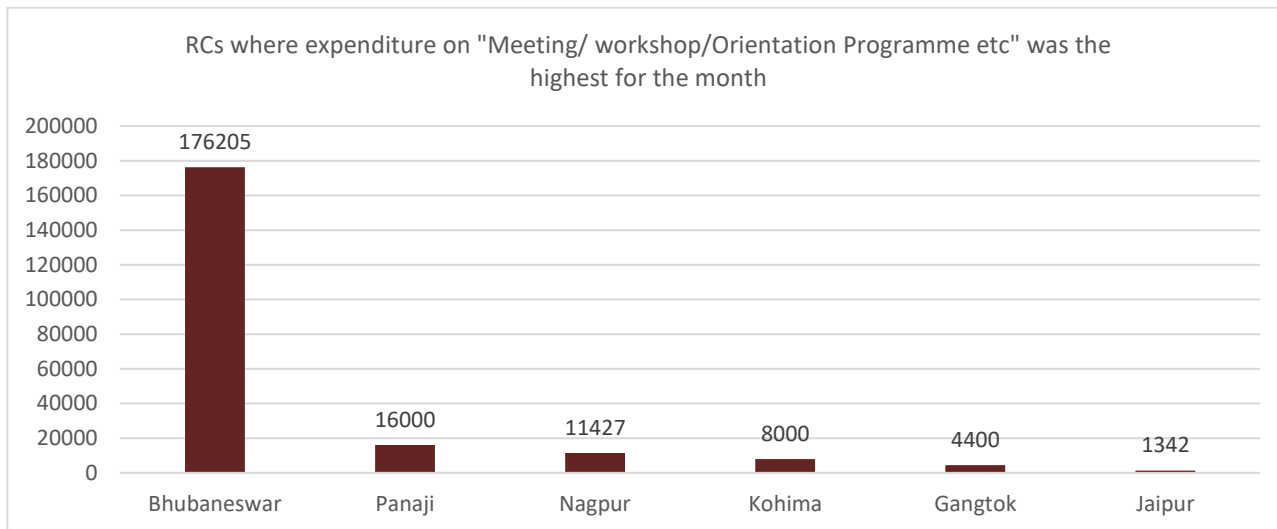
**Figure 24**

Expenses on **tours and travel**, and hiring taxis are other items of expenditures of regional centres. In this regard, regional centre wise expenditure incurred during OCTOBER 2023 is given in Table 40. It shows that Rs. 299935/- was spent to meet the expenses of tours and travels at all the regional centres, which was mere 0.19 % of the total expenditure of Rs. 158188699/- wherein 32 regional centres reported nil expenditure for this item. Figure 25 shows the regional centres with the highest expenditure towards "Travel & Hiring of Taxi".



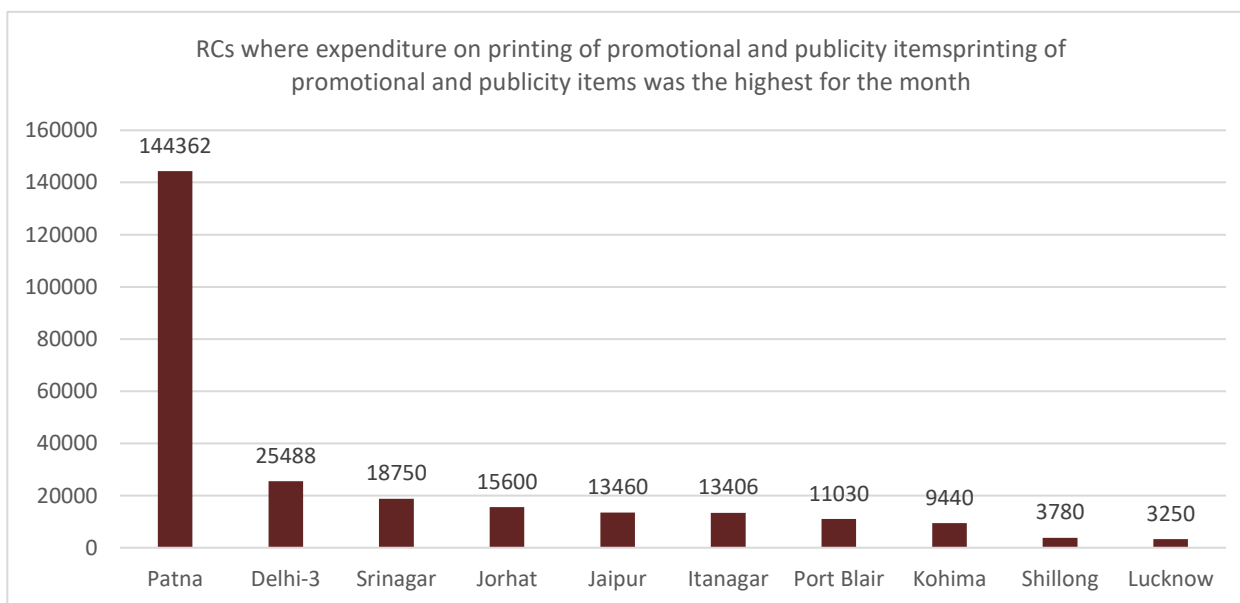
**Figure 25**

Next item of analysis is expenditure on **meetings, workshops, and orientation** programs. Regional Centre wise detailed analysis has been given in Table 41. A total of Rs 217374/- was spent at all the regional centres which was only 0.14% of total expenditure of Rs. 158188699/-. Top regional centres reported expenses under this category are given in Figure 26. Fifty-one regional centres were made nil expenditure under this category.



**Figure 26**

Another item of analysis is expenses on **printing of promotional and publicity items** which has been given in Table 42. In this item, all the regional centres spent Rs. 267231/- which is 0.17% of the total of Rs. 158188699/-. No expenses were made by forty-two regional centres for this item. Top-ten regional centres who spent the highest for this item have been given in Figure 27.



**Figure 27**

Miscellaneous expenditures of Regional Centres have been categorized as **Other Expenditure**. Regional Centre wise expenditure under this category have been given in **Table 43**. It accounted for Rs. 36728595/- across all the Regional Centres, which was 23.22% of the total expenditure of Rs.

158188699/-. The Regional Centres whose expenses were highest under this item have been given in Figure 28.

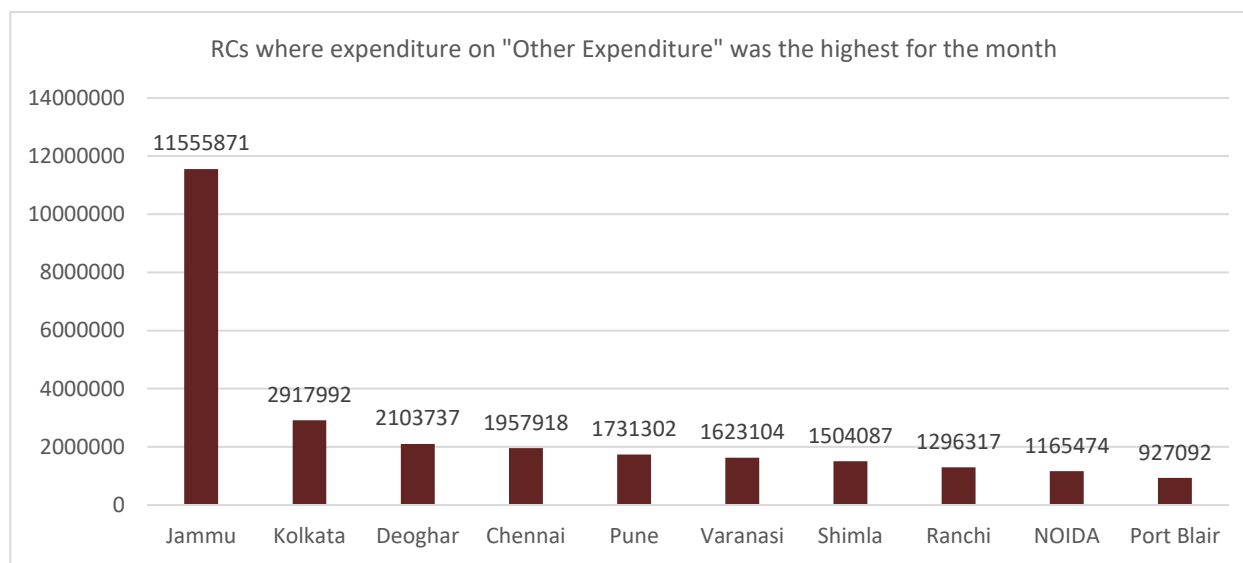


Figure 28

### Expenditures for Functioning of Learner Support Centres

Expenses on the operations and functions of the Learners Support Centres are an important component of the university's expense. The expenses are made for salaries of part time functionaries (PTFs) of study centres as well as payments for academic counselling sessions, evaluation, and other administrative activities. Expenditures incurred for these activities are given in table 44 to 46.

As far as salaries of part-time functionaries of study centres is concerned, a sum of Rs. 16198166/- was spent by all the regional centres during OCTOBER 2023 which accounted for 10.24% of total expenditure of Rs. 158188699/- incurred across the regional centres (Table 44). Top-ten regional centres who incurred maximum expenses towards payment of salaries for the Part Time Functionaries have been given in Figure 29. Twenty nine regional centres made nil payment on salaries of part-time functionaries of study centres during OCTOBER 2023.

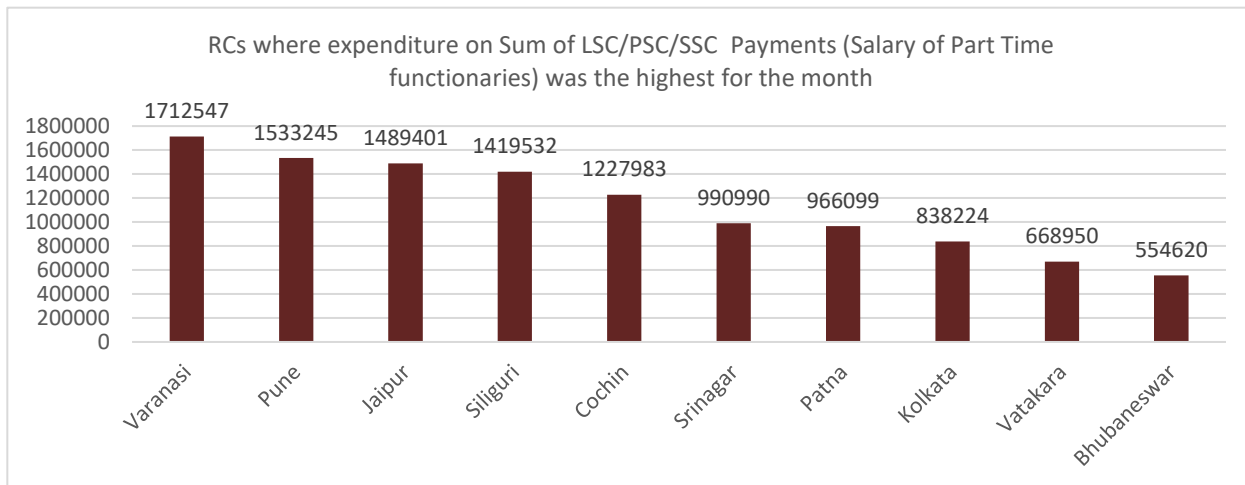
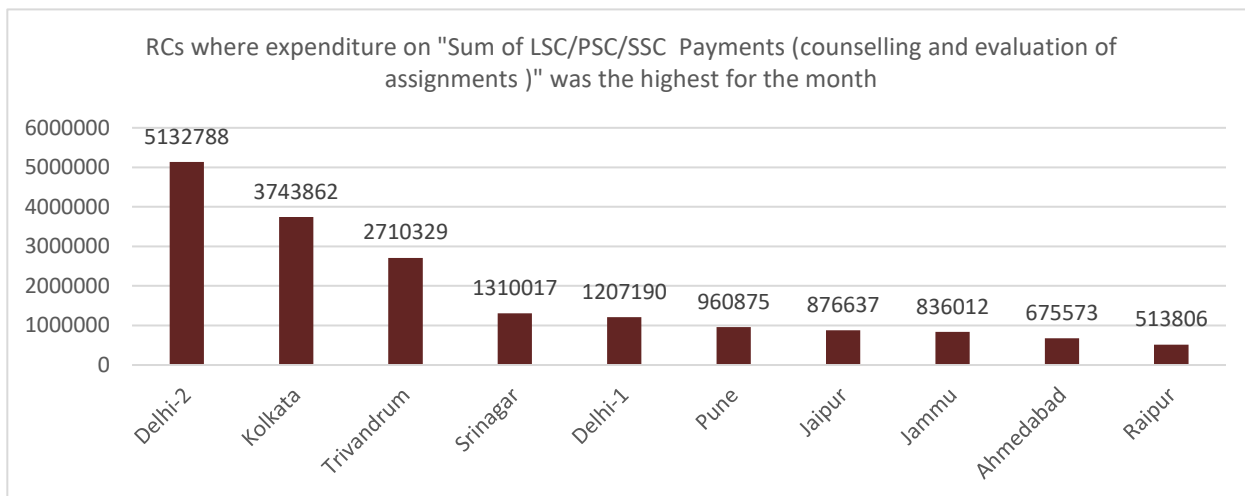


Figure 29

Regional Centre wise payments made for counselling and evaluation of assignments are given in Table 45. The regional centres spent Rs. 20675836/- on payment of academic counsellors and for assignments evaluation, which accounted for 13.07% of the total expenditures of Rs. 158188699/. Figure 30 illustrates the top-ten regional centres who spent the highest amount for counselling and evaluation of assignments during OCTOBER 2023. No expenditure was reported by the twenty one



regional centres for this activity in OCTOBER 2023.

Figure 30

Regional Centre wise sum of the expenditure incurred for the study centres' functioning (including staff salaries and Counselling and evaluation) has been given in Table 46. The table indicates that Rs 36874002/- was spent across all the regional centres to meet the operational expenditures of the study centres, which accounted for 23.31% of the total expenditure of Rs.

158188699/-. Top-ten regional centres that had the highest expense towards functioning of study centres have been given in Figure 31.

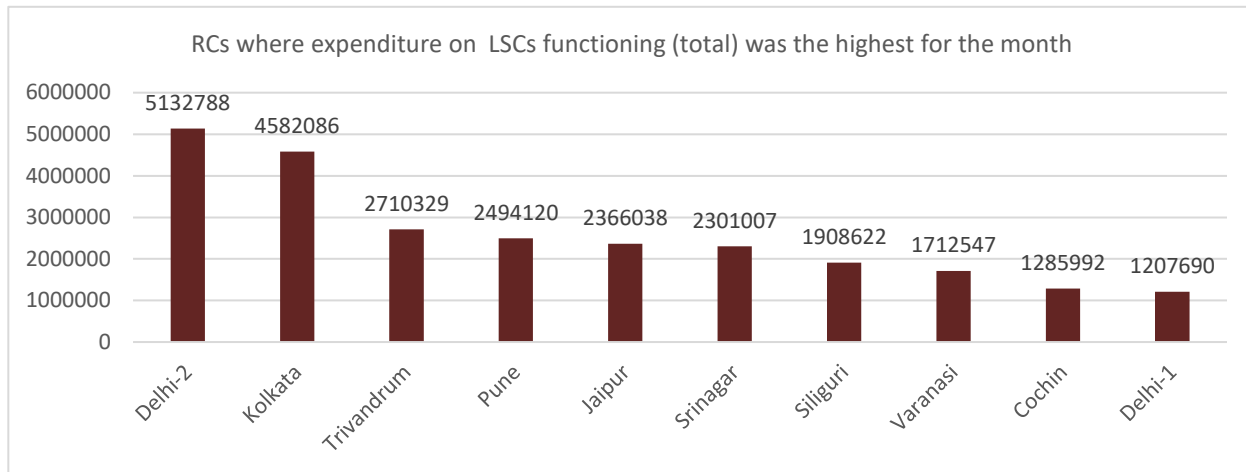


Figure 31

### Staff strength at the Regional Centres

In this section, the number of staff posted at the regional centres has been described. Category wise staff strength of all 56 Regional Centres has been given in Table 47, as no details received from the RC Jodhpur. A total of 1097 staff were posted across the regional centres comprising of 141 academic staff, 377 non-academic staff and the rest included daily wage staff and security staff. Top-ten regional centres with largest number of staff have been shown in **Error! Reference source not found..** Regional centres functioning with minimum number of staff members are given in the Figure 34.

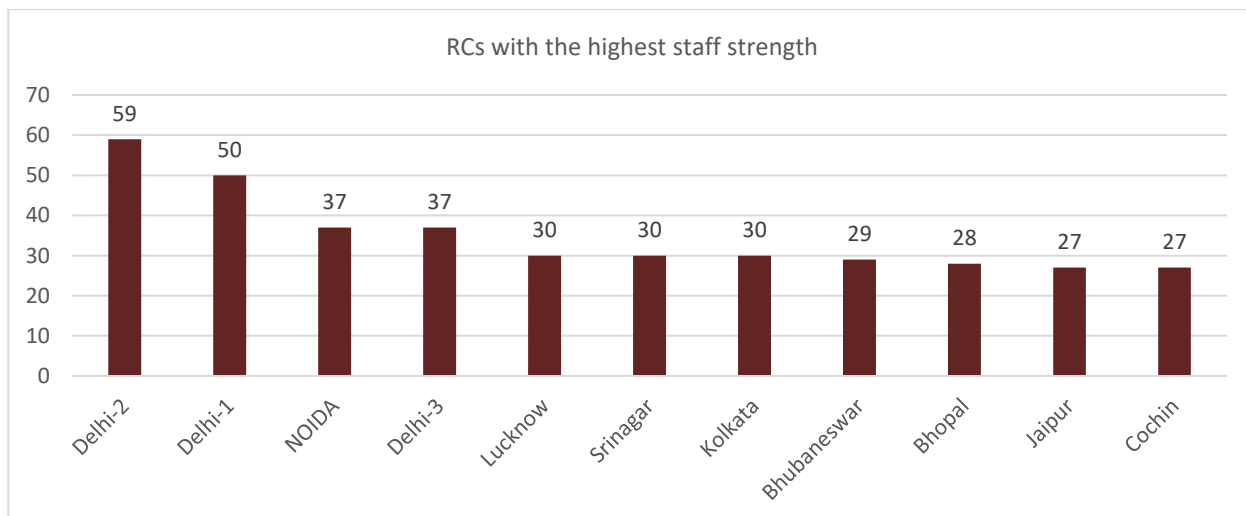


Figure 32

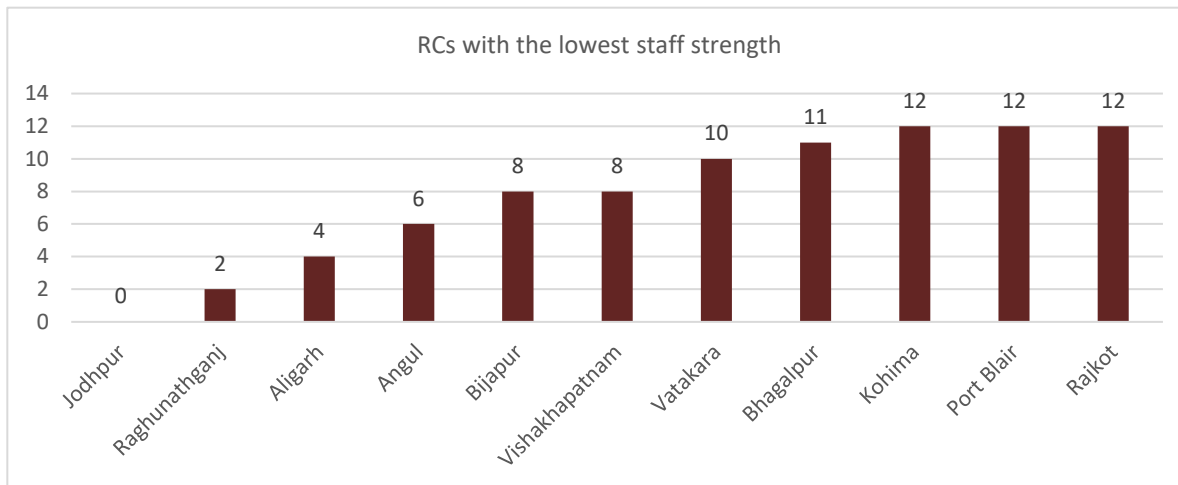


Figure 33

Figure 34

\*MMR Not Submitted by Jodhpur

### Ratio – Expenditure, Enrolment and Staff

The ratio is defined as the relation between two numbers which shows how much bigger one quantity is than another. In this study the ratio between expenditure and staff, expenditure and enrolment, enrolment and staff has been calculated in order to measure the magnitude of regional centres' expenditure corresponding to staff posted as well as corresponding to the number of learners enrolled.

The higher the Expenditure-to-Staff ratio, the greater the expenditure per staff member at the Regional Centre, and *vice-versa*. The highest ratio was found in regional centre Jammu, while the lowest was found in regional centre Itanagar (Table 48). **Error! Reference source not found.** shows the regional centres with the highest expenditure-to-staff ratio while **Error! Reference source not found.** depicts the regional centres with the lowest expenditure-to-staff ratio.

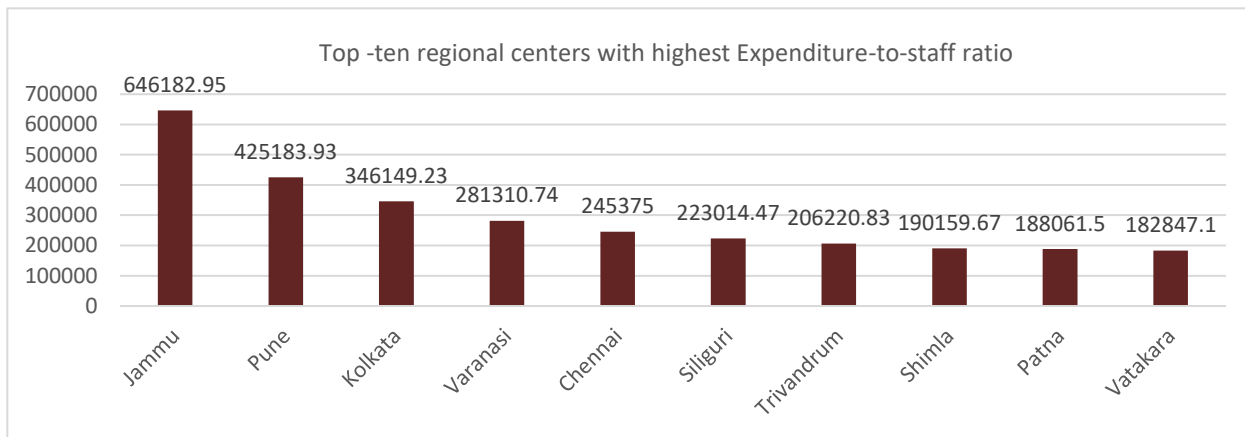


Figure 36

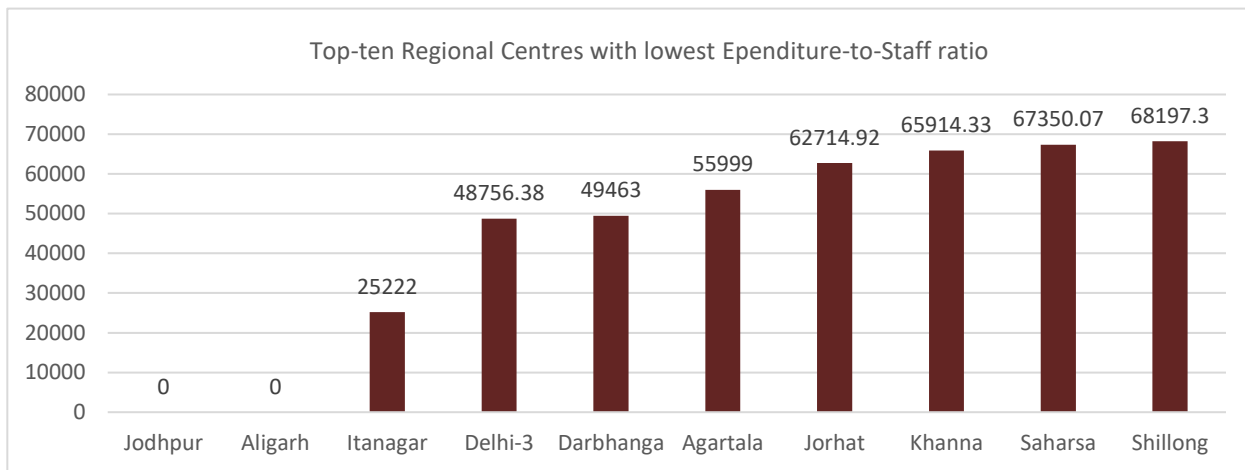


Figure 35

\*No data from RC Jodhpur. RC Aligarh – expenditure included under RC NOIDA

The higher the **Expenditure to enrolment ratio** as with other determined ratios, the more money that regional centre spends on each learner and vice-versa. Regional centre-wise expenditure to enrolment ratio has been given in the Table 49.

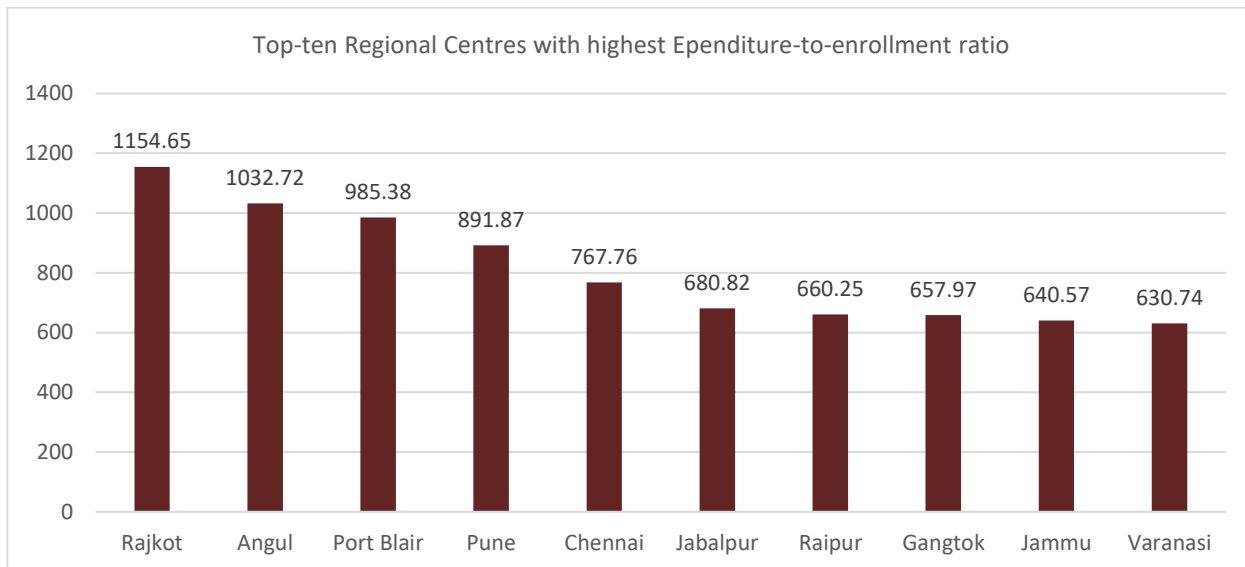
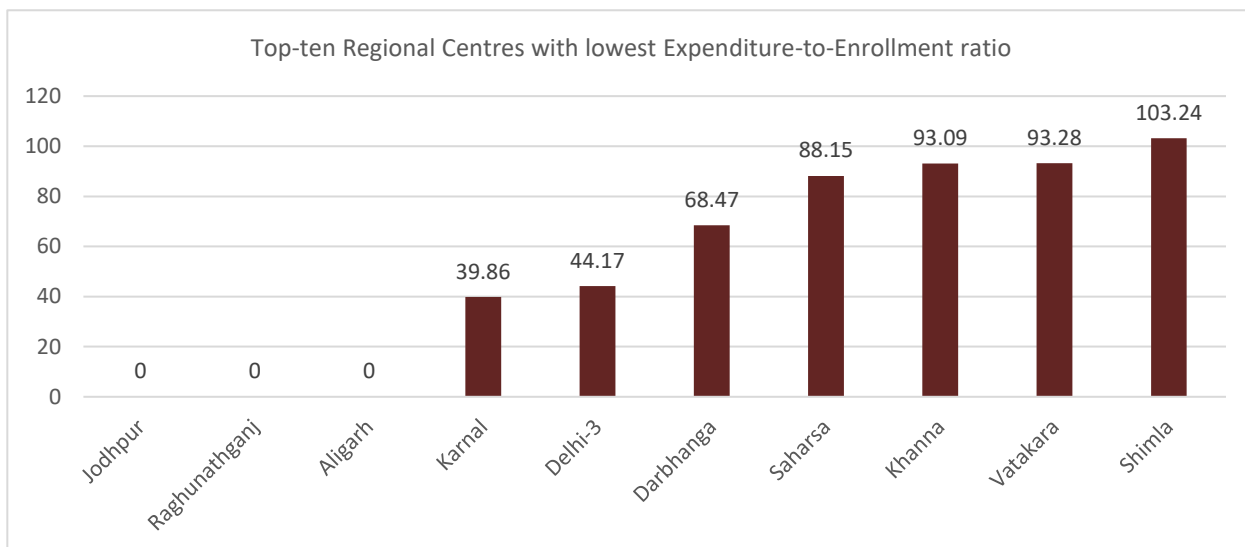


Figure 37

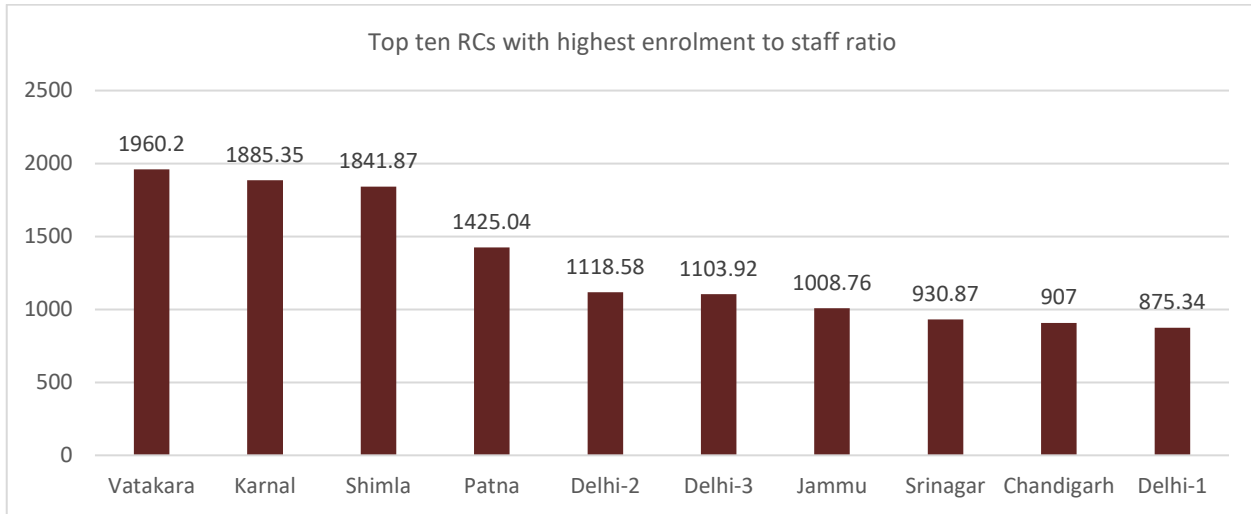


\*0 – Data Not available/No related activity

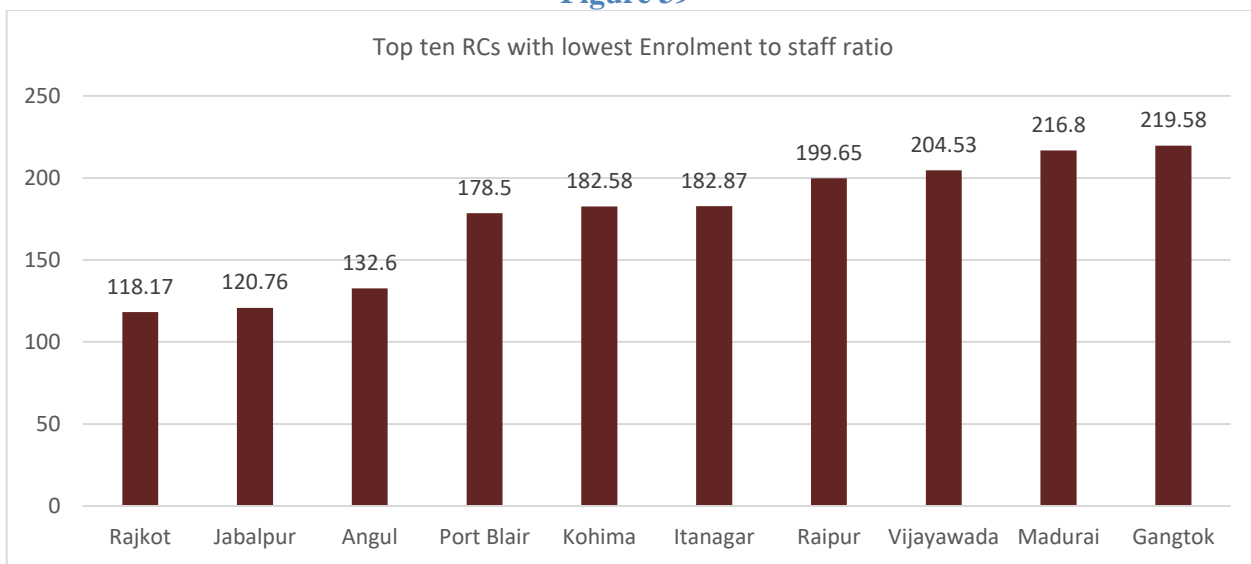
Figure 38

Similarly, Regional Centre wise **Enrolment to staff ratio** shows the workload in terms of the number of learners per staff member at each regional centre. The higher the Enrolment to staff ratio, the more the workload on the regional centre staff, and vice-versa (**Error! Reference source not found.** and Figure 39). Regional centre Vatakara had the greatest ratio while regional centre Angul has the lowest (Table 50). **Error! Reference source not found.** shows the top ten regional centres with the highest enrolment-to-staff ratio while Figure 39 depicts the top ten regional centres with the lowest enrolment-to-staff ratio.





**Figure 39**



**Figure 40**

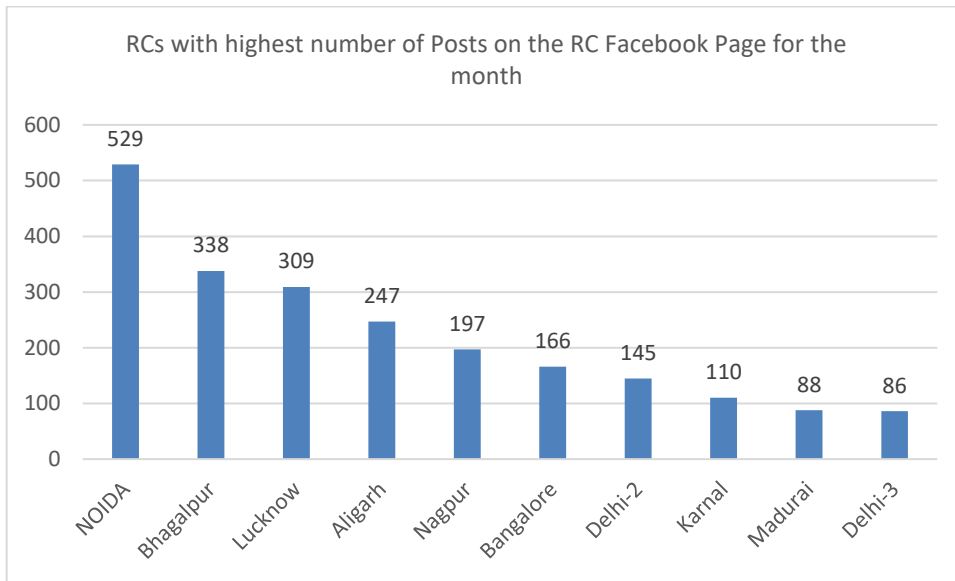
No data from RC Jodhpur

### Social Media Use

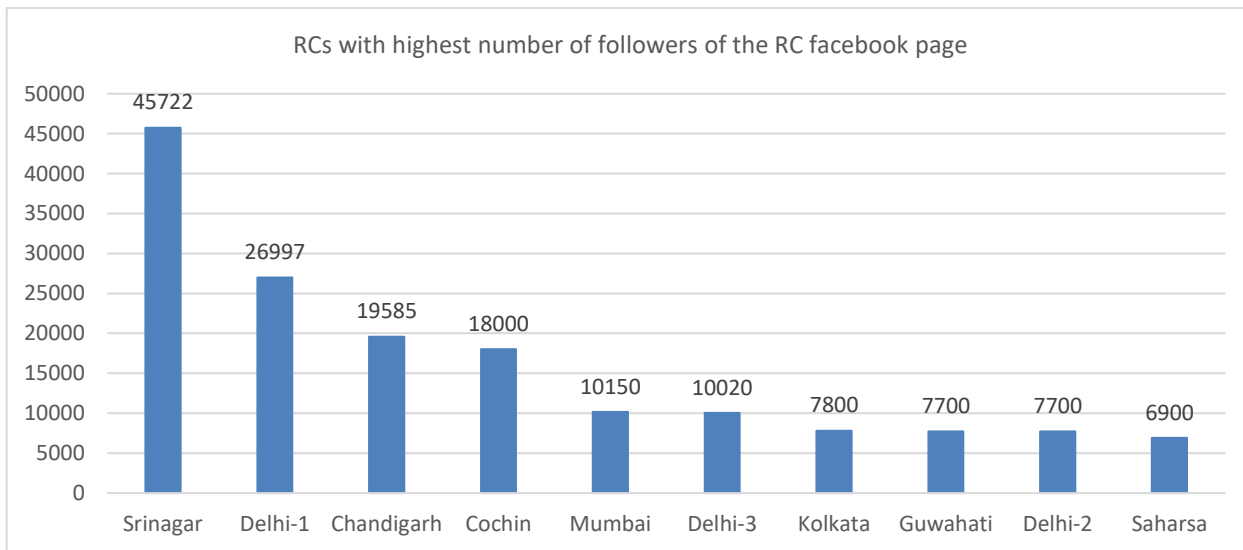
Details regarding to use of social media like Facebook, twitter, YouTube by the regional centres have been obtained. Analysis of data for the month of OCTOBER in respect use of above three social media platform has been placed from table 50 to 56.

**Table 14** Summary of use of social media during the month

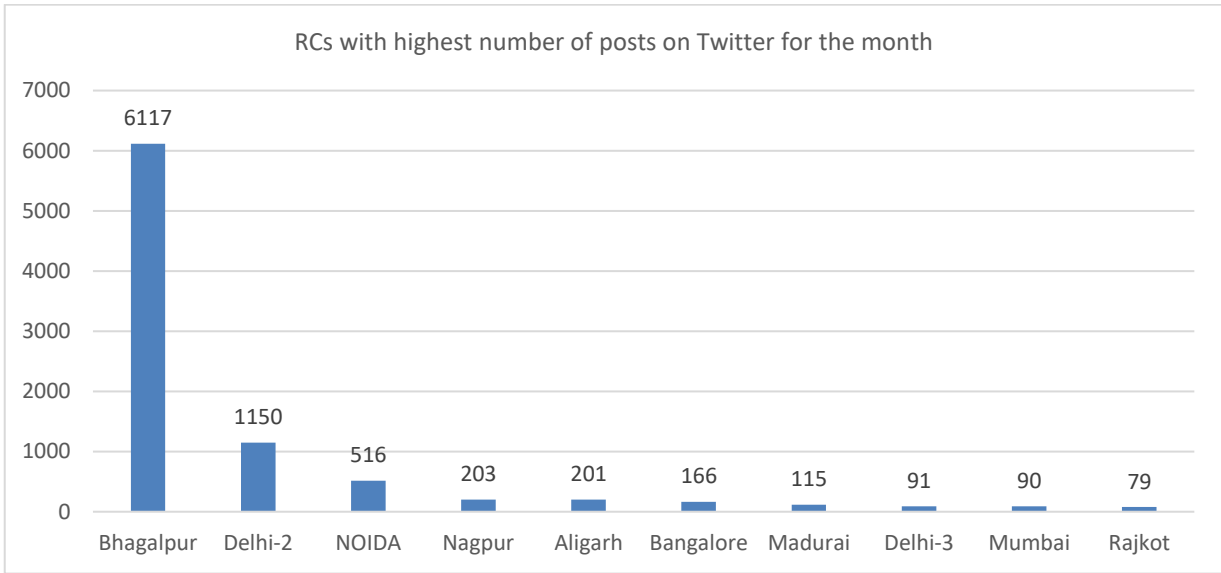
S. no.	Details of Social media platform	Numbers
1	Number of Posts on the RC Facebook Page for the month:	3652
2	Total Number of Likes on the RC Facebook Page:	179890
3	Total Number of followers of the RC Facebook Page:	262573
4	Number of posts on Twitter for the month:	9748
5	Total Number of followers of the RC Twitter handle:	48834
6	Number of posts on Youtube during the month:	199
7	Total Number of subscribers of the RC Youtube channel:	185397



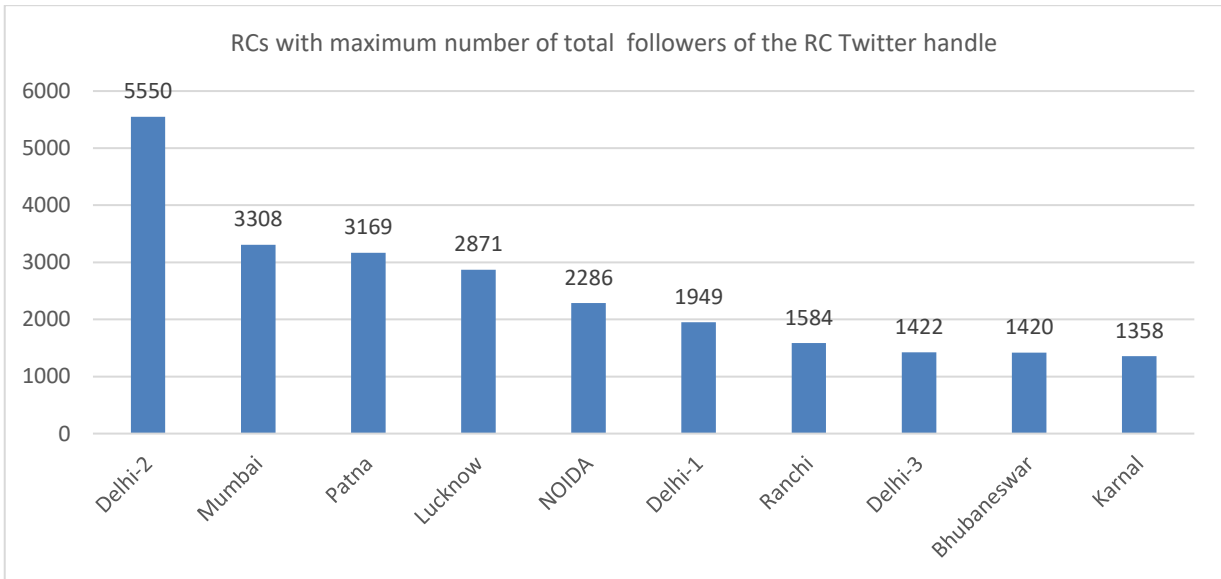
**Figure 41**



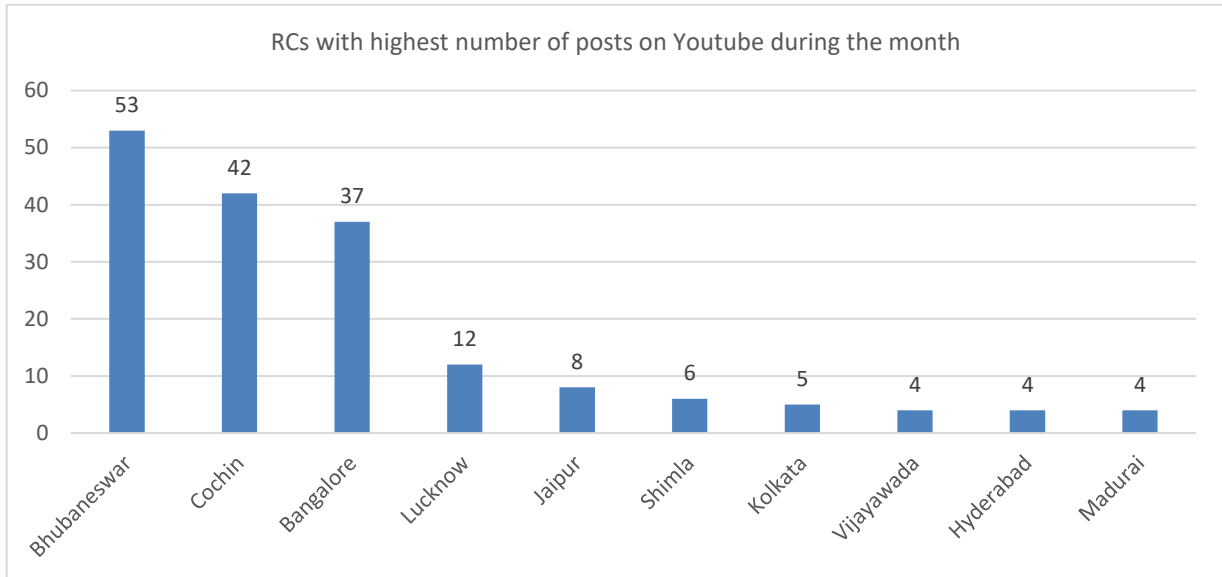
**Figure 42**



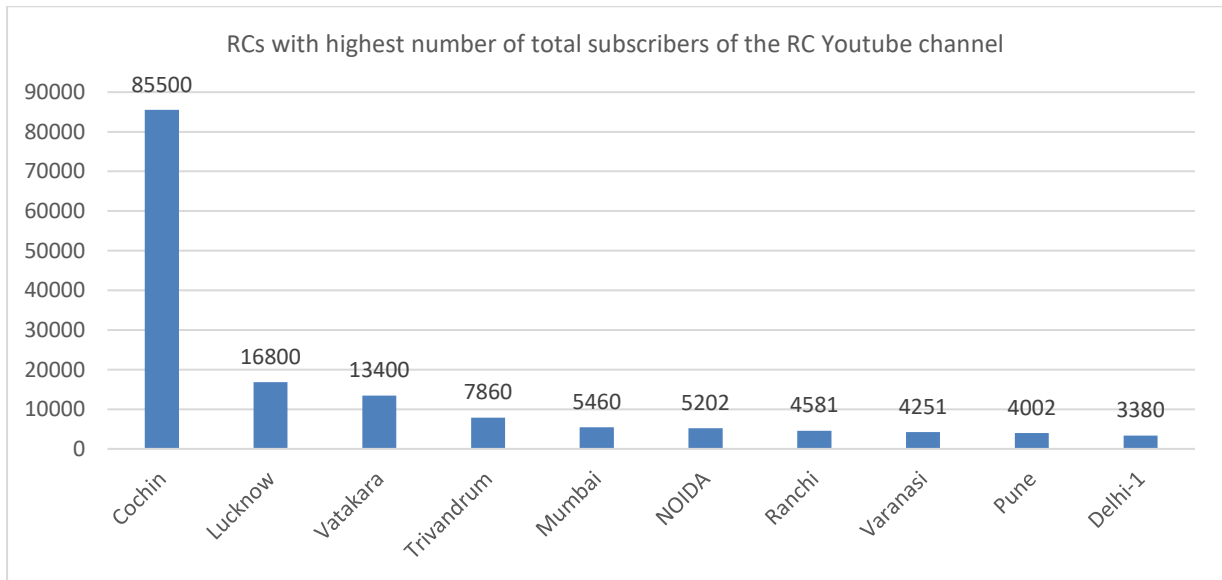
**Figure 43**



**Figure 44**



**Figure 45**



**Figure 46**

**PART I – Promotional, Extension and Outreach Activities**

**Table 15** Regional centre wise number of promotional and publicity initiatives in OCTOBER 2023.

S.No.	Name of Regional Center	Number of general publicity initiative/activities to enhance outreach - Face to face mode	Number of general publicity initiative/activities to enhance outreach - ONLINE mode	Number of Program specific publicities - Face to face mode	Number of programme specific publicities - ONLINE mode	Total	% of total
1	Agartala	2	15	0	0	17	2.2
2	Ahmedabad	0	1	1	0	2	0.26
3	Aizwal	0	0	0	0	0	0
4	Aligarh	0	0	0	0	0	0
5	Angul	0	1	0	0	1	0.13
6	Bangalore	5	5	6	0	16	2.07
7	Bhagalpur	0	1	0	0	1	0.13
8	Bhopal	0	6	0	2	8	1.03
9	Bhubaneswar	3	12	0	0	15	1.94
10	Bijapur	1	1	0	0	2	0.26
11	Chandigarh	2	1	1	1	5	0.65
12	Chennai	0	4	0	6	10	1.29
13	Cochin	2	0	0	0	2	0.26
14	Darbhanga	0	0	0	0	0	0
15	Dehradun	2	15	2	24	43	5.56
16	Delhi-1	0	0	0	0	0	0
17	Delhi-2	0	0	0	0	0	0
18	Delhi-3	1	1	1	1	4	0.52
19	Deoghar	0	0	0	0	0	0
20	Gangtok	0	28	0	0	28	3.62
21	Guwahati	0	9	0	0	9	1.16
22	Hyderabad	1	2	0	1	4	0.52
23	Imphal	0	0	0	0	0	0
24	Itanagar	0	0	0	0	0	0
25	Jabalpur	0	0	0	3	3	0.39
26	Jaipur	5	0	0	0	5	0.65
27	Jammu	0	0	0	0	0	0
28	Jodhpur	0	0	0	0	0	0
29	Jorhat	0	49	1	0	50	6.46
30	Karnal	6	8	3	7	24	3.1
31	Khanna	0	71	0	3	74	9.56
32	Kohima	0	0	0	0	0	0
33	Kolkata	0	1	0	0	1	0.13
34	Koraput	0	0	0	0	0	0

35	Lucknow	9	0	0	0	9	1.16
36	Madurai	0	1	0	0	1	0.13
37	Mumbai	1	0	0	0	1	0.13
38	Nagpur	11	1	0	0	12	1.55
39	NOIDA	3	1	0	1	5	0.65
40	Panaji	0	0	0	0	0	0
41	Patna	0	0	0	0	0	0
42	Port Blair	1	0	3	0	4	0.52
43	Pune	8	8	0	0	16	2.07
44	Raghunathganj	0	0	0	0	0	0
45	Raipur	2	2	3	3	10	1.29
46	Rajkot	0	153	0	18	171	22.09
47	Ranchi	1	6	0	1	8	1.03
48	Saharsa	3	1	0	0	4	0.52
49	Shillong	2	3	0	0	5	0.65
50	Shimla	0	186	0	0	186	24.03
51	Siliguri	0	0	0	0	0	0
52	Srinagar	2	0	0	0	2	0.26
53	Trivandrum	0	0	0	0	0	0
54	Varanasi	1	1	1	1	4	0.52
55	Vatakara	1	0	0	0	1	0.13
56	Vijayawada	0	2	2	0	4	0.52
57	Vishakhapatnam	1	3	1	2	7	0.9
		<b>76</b>	<b>599</b>	<b>25</b>	<b>74</b>	<b>774</b>	<b>100</b>

**Table 16** Regional centre wise efforts for reaching out to the disadvantage communities

S. No.	Regional Center	Efforts for reaching out to the persons who do not have access to higher education (Disadvantaged communities eg..PH, SC/ST, Women etc.) - Face to face mode	Efforts for reaching out to the persons who do not have access to higher education (Disadvantaged communities eg..PH, SC/ST, Women etc.) - ONLINE mode	Total	% of total
1	Agartala	0	0	0	0
2	Ahmedabad	0	0	0	0
3	Aizwal	0	0	0	0
4	Aligarh	0	0	0	0
5	Angul	0	0	0	0
6	Bangalore	8	5	13	27.66
7	Bhagalpur	0	0	0	0
8	Bhopal	0	0	0	0
9	Bhubaneswar	0	0	0	0
10	Bijapur	0	0	0	0
11	Chandigarh	1	1	2	4.26
12	Chennai	0	2	2	4.26
13	Cochin	0	0	0	0
14	Darbhanga	0	0	0	0
15	Dehradun	1	1	2	4.26
16	Delhi-1	0	0	0	0
17	Delhi-2	0	0	0	0
18	Delhi-3	1	1	2	4.26
19	Deoghar	0	0	0	0
20	Gangtok	0	0	0	0
21	Guwahati	0	0	0	0
22	Hyderabad	0	0	0	0
23	Imphal	0	0	0	0
24	Itanagar	0	0	0	0
25	Jabalpur	0	0	0	0
26	Jaipur	1	0	1	2.13
27	Jammu	0	0	0	0
28	Jodhpur	0	0	0	0
29	Jorhat	0	1	1	2.13
30	Karnal	2	4	6	12.77
31	Khanna	0	0	0	0
32	Kohima	0	0	0	0
33	Kolkata	0	0	0	0
34	Koraput	0	0	0	0
35	Lucknow	6	0	6	12.77
36	Madurai	0	0	0	0
37	Mumbai	0	0	0	0
38	Nagpur	0	1	1	2.13



39	NOIDA	1	0	1	2.13
40	Panaji	0	0	0	0
41	Patna	0	0	0	0
42	Port Blair	4	0	4	8.51
43	Pune	0	0	0	0
44	Raghunathganj	0	0	0	0
45	Raipur	1	1	2	4.26
46	Rajkot	0	0	0	0
47	Ranchi	0	0	0	0
48	Saharsa	1	0	1	2.13
49	Shillong	0	0	0	0
50	Shimla	0	0	0	0
51	Siliguri	0	0	0	0
52	Srinagar	0	1	1	2.13
53	Trivandrum	0	0	0	0
54	Varanasi	0	1	1	2.13
55	Vatakara	0	0	0	0
56	Vijayawada	0	0	0	0
57	Vishakhapatnam	0	1	1	2.13
	<b>TOTAL</b>	<b>27</b>	<b>20</b>	<b>47</b>	<b>100</b>

**Table 17** Regional centre wise sensitising, collaborative and extension activities for sensitizing learners and other stakeholders to social and sustainable development issues leading to inclusive society in OCTOBER 2023

S. No.	Regional Center	Extension activities for sensitizing learners and other stakeholders to social and sustainable development issues leading to inclusive society - Face to face mode	Extension activities for sensitizing learners and other stakeholders to social and sustainable development issues leading to inclusive society - ONLINE mode	Collaborative extension and outreach Programs (If any)	Total	% of total
1	Agartala	0	0	0	0	0
2	Ahmedabad	0	0	0	0	0
3	Aizwal	0	0	0	0	0
4	Aligarh	0	0	0	0	0
5	Angul	0	0	0	0	0
6	Bangalore	0	0	0	0	0
7	Bhagalpur	0	0	0	0	0
8	Bhopal	0	1	1	2	1.77
9	Bhubaneswar	0	0	1	1	0.88
10	Bijapur	0	0	0	0	0
11	Chandigarh	1	1	0	2	1.77
12	Chennai	0	0	0	0	0
13	Cochin	0	34	1	35	30.97
14	Darbhangha	0	0	0	0	0
15	Dehradun	2	2	4	8	7.08
16	Delhi-1	0	0	0	0	0
17	Delhi-2	0	0	1	1	0.88
18	Delhi-3	1	1	0	2	1.77
19	Deoghar	0	0	1	1	0.88
20	Gangtok	0	0	0	0	0
21	Guwahati	0	0	1	1	0.88
22	Hyderabad	1	1	0	2	1.77
23	Imphal	0	0	0	0	0
24	Itanagar	0	0	0	0	0
25	Jabalpur	3	1	0	4	3.54
26	Jaipur	1	0	0	1	0.88
27	Jammu	2	2	2	6	5.31
28	Jodhpur	0	0	0	0	0
29	Jorhat	0	0	0	0	0
30	Karnal	1	1	0	2	1.77
31	Khanna	0	0	0	0	0
32	Kohima	0	0	0	0	0
33	Kolkata	0	0	0	0	0
34	Koraput	0	0	0	0	0

35	Lucknow	7	0	6	13	11.5
36	Madurai	0	2	0	2	1.77
37	Mumbai	0	0	0	0	0
38	Nagpur	0	0	3	3	2.65
39	NOIDA	0	0	1	1	0.88
40	Panaji	0	0	0	0	0
41	Patna	0	0	3	3	2.65
42	Port Blair	1	0	1	2	1.77
43	Pune	0	0	0	0	0
44	Raghunathganj	0	0	0	0	0
45	Raipur	2	2	1	5	4.42
46	Rajkot	0	0	0	0	0
47	Ranchi	0	0	0	0	0
48	Saharsa	0	0	0	0	0
49	Shillong	0	0	0	0	0
50	Shimla	1	0	0	1	0.88
51	Siliguri	0	0	0	0	0
52	Srinagar	2	2	3	7	6.19
53	Trivandrum	0	0	0	0	0
54	Varanasi	0	0	0	0	0
55	Vatakara	5	1	0	6	5.31
56	Vijayawada	0	0	0	0	0
57	Vishakhapatnam	0	1	1	2	1.77
	<b>TOTAL</b>	<b>30</b>	<b>52</b>	<b>31</b>	<b>113</b>	<b>100</b>

**Table 18** Regional centre wise number of press releases/ published by Regional Centers in OCTOBER 2023

S.No.	Regional Centre	Number of press releases/ published	% of total press releases during the month
1	Agartala	2	0.82
2	Ahmedabad	0	0
3	Aizwal	0	0
4	Aligarh	2	0.82
5	Angul	0	0
6	Bangalore	0	0
7	Bhagalpur	4	1.65
8	Bhopal	1	0.41
9	Bhubaneswar	1	0.41
10	Bijapur	2	0.82
11	Chandigarh	2	0.82
12	Chennai	0	0
13	Cochin	4	1.65
14	Darbhanga	5	2.06
15	Dehradun	10	4.12
16	Delhi-1	0	0
17	Delhi-2	0	0
18	Delhi-3	0	0
19	Deoghar	10	4.12
20	Gangtok	0	0
21	Guwahati	0	0
22	Hyderabad	7	2.88
23	Imphal	0	0
24	Itanagar	0	0
25	Jabalpur	0	0
26	Jaipur	10	4.12
27	Jammu	1	0.41
28	Jodhpur	0	0
29	Jorhat	0	0
30	Karnal	61	25.1
31	Khanna	8	3.29
32	Kohima	0	0
33	Kolkata	0	0
34	Koraput	0	0
35	Lucknow	45	18.52
36	Madurai	0	0
37	Mumbai	0	0
38	Nagpur	1	0.41
39	NOIDA	10	4.12
40	Panaji	0	0

41	Patna	10	4.12
42	Port Blair	1	0.41
43	Pune	0	0
44	Raghunathganj	0	0
45	Raipur	2	0.82
46	Rajkot	0	0
47	Ranchi	13	5.35
48	Saharsa	0	0
49	Shillong	0	0
50	Shimla	3	1.23
51	Siliguri	0	0
52	Srinagar	0	0
53	Trivandrum	3	1.23
54	Varanasi	13	5.35
55	Vatakara	3	1.23
56	Vijayawada	1	0.41
57	Vishakhapatnam	8	3.29
	<b>TOTAL</b>	<b>243</b>	<b>100</b>

## **PART II - Meetings, Trainings & Orientation Programme at Regional Centre**

**Table 19** Regional centre wise number of In-house meetings held in OCTOBER 2023

S. No.	Regional Center	In-house meetings at RC	% of total
1	Agartala	1	0.55
2	Ahmedabad	3	1.64
3	Aizwal	0	0
4	Aligarh	0	0
5	Angul	0	0
6	Bangalore	8	4.37
7	Bhagalpur	4	2.19
8	Bhopal	3	1.64
9	Bhubaneswar	3	1.64
10	Bijapur	2	1.09
11	Chandigarh	5	2.73
12	Chennai	3	1.64
13	Cochin	22	12.02
14	Darbhanga	1	0.55
15	Dehradun	3	1.64
16	Delhi-1	1	0.55
17	Delhi-2	4	2.19
18	Delhi-3	2	1.09
19	Deoghar	1	0.55
20	Gangtok	0	0
21	Guwahati	1	0.55
22	Hyderabad	3	1.64
23	Imphal	0	0
24	Itanagar	4	2.19
25	Jabalpur	3	1.64
26	Jaipur	4	2.19
27	Jammu	6	3.28
28	Jodhpur	0	0
29	Jorhat	1	0.55
30	Karnal	18	9.84
31	Khanna	2	1.09
32	Kohima	1	0.55
33	Kolkata	1	0.55
34	Koraput	2	1.09
35	Lucknow	6	3.28
36	Madurai	2	1.09
37	Mumbai	1	0.55
38	Nagpur	3	1.64
39	NOIDA	20	10.93
40	Panaji	0	0
41	Patna	1	0.55
42	Port Blair	2	1.09
43	Pune	1	0.55

44	Raghunathganj	0	0
45	Raipur	3	1.64
46	Rajkot	5	2.73
47	Ranchi	3	1.64
48	Saharsa	2	1.09
49	Shillong	2	1.09
50	Shimla	0	0
51	Siliguri	1	0.55
52	Srinagar	5	2.73
53	Trivandrum	2	1.09
54	Varanasi	3	1.64
55	Vatakara	4	2.19
56	Vijayawada	3	1.64
57	Vishakhapatnam	2	1.09
	<b>TOTAL</b>	<b>183</b>	<b>100</b>



**Table 20** Regional centre wise number of meeting with Hqrs and RSD - Participated/Interacted in OCTOBER 2023

S. No.	Regional Center	No. of Meeting with Hqrs and RSD - Participated/Interacted	% of total
1	Agartala	5	2.44
2	Ahmedabad	4	1.95
3	Aizwal	2	0.98
4	Aligarh	4	1.95
5	Angul	0	0
6	Bangalore	15	7.32
7	Bhagalpur	12	5.85
8	Bhopal	0	0
9	Bhubaneswar	4	1.95
10	Bijapur	3	1.46
11	Chandigarh	4	1.95
12	Chennai	4	1.95
13	Cochin	4	1.95
14	Darbhanga	0	0
15	Dehradun	2	0.98
16	Delhi-1	4	1.95
17	Delhi-2	4	1.95
18	Delhi-3	6	2.93
19	Deoghar	5	2.44
20	Gangtok	0	0
21	Guwahati	3	1.46
22	Hyderabad	6	2.93
23	Imphal	5	2.44
24	Itanagar	4	1.95
25	Jabalpur	2	0.98
26	Jaipur	4	1.95
27	Jammu	3	1.46
28	Jodhpur	0	0
29	Jorhat	5	2.44
30	Karnal	4	1.95
31	Khanna	3	1.46
32	Kohima	2	0.98
33	Kolkata	3	1.46
34	Koraput	4	1.95
35	Lucknow	4	1.95
36	Madurai	4	1.95
37	Mumbai	7	3.41
38	Nagpur	2	0.98
39	NOIDA	3	1.46
40	Panaji	0	0
41	Patna	2	0.98

42	Port Blair	4	1.95
43	Pune	6	2.93
44	Raghunathganj	0	0
45	Raipur	2	0.98
46	Rajkot	1	0.49
47	Ranchi	0	0
48	Saharsa	2	0.98
49	Shillong	3	1.46
50	Shimla	5	2.44
51	Siliguri	4	1.95
52	Srinagar	3	1.46
53	Trivandrum	4	1.95
54	Varanasi	7	3.41
55	Vatakara	2	0.98
56	Vijayawada	7	3.41
57	Vishakhapatnam	3	1.46
	<b>TOTAL</b>	<b>205</b>	<b>100</b>

**Table 21** Regional centre wise number of capacity building and training programme organised in OCTOBER 2023

S. No.	Regional Center	Number of Coordinators Meetings organized by RC	Number of orientation Programmer for academic counselors (ACs) organized by RC	Number of orientation Programme for study centers functionaries organized by RC	Training programme organized for handling of Learning Management System (LMS) for academic counselors, Students and RC functionaries.	Total	% of total
1	Agartala	0	0	0	0	0	0
2	Ahmedabad	0	1	0	0	1	1.52
3	Aizwal	0	0	0	0	0	0
4	Aligarh	0	0	0	0	0	0
5	Angul	0	0	0	0	0	0
6	Bangalore	0	0	1	1	2	3.03
7	Bhagalpur	4	1	0	0	5	7.58
8	Bhopal	0	0	0	0	0	0
9	Bhubaneswar	1	0	0	0	1	1.52
10	Bijapur	0	0	0	0	0	0
11	Chandigarh	0	1	1	1	3	4.55
12	Chennai	1	0	1	0	2	3.03
13	Cochin	0	0	0	0	0	0
14	Darbhanga	0	1	0	0	1	1.52
15	Dehradun	1	1	0	1	3	4.55
16	Delhi-1	2	1	1	0	4	6.06
17	Delhi-2	0	0	1	0	1	1.52
18	Delhi-3	2	0	0	0	2	3.03
19	Deoghar	0	1	0	0	1	1.52
20	Gangtok	0	0	0	0	0	0
21	Guwahati	0	0	0	0	0	0
22	Hyderabad	2	1	0	0	3	4.55
23	Imphal	1	1	0	1	3	4.55
24	Itanagar	0	0	0	0	0	0
25	Jabalpur	0	0	0	4	4	6.06
26	Jaipur	1	0	0	1	2	3.03
27	Jammu	0	0	0	0	0	0
28	Jodhpur	0	0	0	0	0	0
29	Jorhat	0	0	0	0	0	0
30	Karnal	0	0	0	0	0	0
31	Khanna	0	0	1	0	1	1.52
32	Kohima	0	0	0	0	0	0

33	Kolkata	0	0	0	0	0	0
34	Koraput	1	0	1	0	2	3.03
35	Lucknow	0	1	4	1	6	9.09
36	Madurai	1	0	0	0	1	1.52
37	Mumbai	0	0	0	0	0	0
38	Nagpur	0	0	0	2	2	3.03
39	NOIDA	1	0	0	0	1	1.52
40	Panaji	0	0	0	0	0	0
41	Patna	0	1	0	0	1	1.52
42	Port Blair	0	0	0	2	2	3.03
43	Pune	0	0	0	0	0	0
44	Raghunathganj	0	0	0	0	0	0
45	Raipur	0	1	1	0	2	3.03
46	Rajkot	0	0	0	0	0	0
47	Ranchi	1	1	0	0	2	3.03
48	Saharsa	1	0	0	0	1	1.52
49	Shillong	0	0	0	0	0	0
50	Shimla	1	0	0	0	1	1.52
51	Siliguri	0	0	0	1	1	1.52
52	Srinagar	0	0	0	0	0	0
53	Trivandrum	0	0	0	0	0	0
54	Varanasi	0	1	0	0	1	1.52
55	Vatakara	1	0	0	2	3	4.55
56	Vijayawada	0	0	0	0	0	0
57	Vishakhapatnam	1	0	0	0	1	1.52
	<b>TOTAL</b>	<b>23</b>	<b>14</b>	<b>12</b>	<b>17</b>	<b>66</b>	<b>100</b>

**PART III – Strengthening of LSCs & ECs**

**Table 22** Regional centre wise expansion/strengthen of study centers in OCTOBER 2023

S. NO.	Name of Regional Center	Number of new study centers notified/opened	Number of new programmes activated at existing study centers	Number of new academic counselors empaneled in the reporting month	Number of exam centers established for online examinations and ODL exams in the region	Number of Exam centers for Entrance test established in the region	Total	% of total
1	Agartala	0	0	1	0	0	1	0.1
2	Ahmedabad	0	0	3	12	3	18	1.74
3	Aizwal	0	0	0	0	0	0	0
4	Aligarh	0	0	0	0	0	0	0
5	Angul	0	0	10	0	0	10	0.97
6	Bangalore	0	1	22	1	0	24	2.32
7	Bhagalpur	0	0	10	0	0	10	0.97
8	Bhopal	0	0	0	18	0	18	1.74
9	Bhubaneswar	0	0	17	0	0	17	1.64
10	Bijapur	0	1	1	0	4	6	0.58
11	Chandigarh	0	0	4	9	1	14	1.35
12	Chennai	0	0	2	0	1	3	0.29
13	Cochin	0	0	12	0	0	12	1.16
14	Darbhanga	0	0	17	0	1	18	1.74
15	Dehradun	0	0	7	0	0	7	0.68
16	Delhi-1	0	0	81	0	0	81	7.83
17	Delhi-2	1	7	47	9	9	73	7.06
18	Delhi-3	0	0	30	27	1	58	5.61
19	Deoghar	1	0	0	10	1	12	1.16
20	Gangtok	0	0	0	4	1	5	0.48
21	Guwahati	0	0	2	0	1	3	0.29
22	Hyderabad	0	0	0	0	1	1	0.1
23	Imphal	0	0	47	11	1	59	5.71
24	Itanagar	0	0	0	0	1	1	0.1
25	Jabalpur	0	0	0	0	0	0	0
26	Jaipur	1	3	17	0	0	21	2.03
27	Jammu	0	0	7	0	0	7	0.68
28	Jodhpur	0	0	0	0	0	0	0
29	Jorhat	0	2	3	0	0	5	0.48
30	Karnal	1	0	25	0	0	26	2.51
31	Khanna	0	3	5	0	0	8	0.77
32	Kohima	0	0	0	0	0	0	0
33	Kolkata	2	0	74	0	0	76	7.35
34	Koraput	0	0	9	0	0	9	0.87
35	Lucknow	0	0	25	0	1	26	2.51
36	Madurai	0	1	8	0	2	11	1.06

37	Mumbai	0	0	4	0	2	6	0.58
38	Nagpur	1	9	0	10	4	24	2.32
39	NOIDA	0	0	5	0	0	5	0.48
40	Panaji	0	0	1	7	1	9	0.87
41	Patna	0	10	55	0	0	65	6.29
42	Port Blair	1	0	1	0	0	2	0.19
43	Pune	0	0	5	19	0	24	2.32
44	Raghunathganj	0	0	0	0	0	0	0
45	Raipur	0	0	24	14	1	39	3.77
46	Rajkot	0	0	6	0	0	6	0.58
47	Ranchi	0	1	7	21	3	32	3.09
48	Saharsa	0	0	2	0	1	3	0.29
49	Shillong	0	0	6	0	0	6	0.58
50	Shimla	0	0	5	25	4	34	3.29
51	Siliguri	0	0	1	0	1	2	0.19
52	Srinagar	1	1	73	5	1	81	7.83
53	Trivandrum	0	0	0	0	0	0	0
54	Varanasi	0	1	26	0	0	27	2.61
55	Vatakara	0	0	4	20	1	25	2.42
56	Vijayawada	0	0	2	0	2	4	0.39
57	Vishakhapatnam	0	0	0	0	0	0	0
	<b>Total</b>	<b>9</b>	<b>40</b>	<b>713</b>	<b>222</b>	<b>50</b>	<b>1034</b>	<b>100</b>

**PART IV – Activities at RCs & LSCs**



**Table 23** Regional centre wise number of inductions meetings (IM) organized for the students of ONLINE and ODL Programme (Face to face & online both) in OCTOBER 2023.

S. No.	Name of Regional Center	Number of inductions meetings organized for ODL Prog - Face to face mode	Number of inductions meetings organized for students of ODL Prog ONLINE mode	Number of inductions meetings organized for the students of ONLINE Programme.	Total	% of total
1	Agartala	0	0	0	0	0
2	Ahmedabad	1	1	0	2	1.39
3	Aizwal	0	0	0	0	0
4	Aligarh	0	0	0	0	0
5	Angul	0	0	0	0	0
6	Bangalore	0	2	2	4	2.78
7	Bhagalpur	0	0	0	0	0
8	Bhopal	0	3	17	20	13.89
9	Bhubaneswar	0	0	0	0	0
10	Bijapur	0	0	0	0	0
11	Chandigarh	0	1	1	2	1.39
12	Chennai	0	3	3	6	4.17
13	Cochin	0	0	0	0	0
14	Darbhanga	1	0	0	1	0.69
15	Dehradun	0	2	2	4	2.78
16	Delhi-1	1	2	1	4	2.78
17	Delhi-2	2	5	3	10	6.94
18	Delhi-3	0	0	0	0	0
19	Deoghar	0	0	0	0	0
20	Gangtok	0	0	0	0	0
21	Guwahati	2	0	0	2	1.39
22	Hyderabad	0	0	0	0	0
23	Imphal	1	0	0	1	0.69
24	Itanagar	0	0	0	0	0
25	Jabalpur	0	0	0	0	0
26	Jaipur	2	1	0	3	2.08
27	Jammu	1	0	0	1	0.69
28	Jodhpur	0	0	0	0	0
29	Jorhat	0	0	0	0	0
30	Karnal	1	0	0	1	0.69
31	Khanna	0	0	0	0	0
32	Kohima	0	1	0	1	0.69
33	Kolkata	0	0	0	0	0
34	Koraput	0	0	0	0	0
35	Lucknow	7	4	2	13	9.03
36	Madurai	0	10	2	12	8.33

37	Mumbai	0	0	0	0	0
38	Nagpur	0	2	0	2	1.39
39	NOIDA	3	1	1	5	3.47
40	Panaji	0	1	0	1	0.69
41	Patna	0	5	0	5	3.47
42	Port Blair	1	0	2	3	2.08
43	Pune	0	0	0	0	0
44	Raghunathganj	0	0	0	0	0
45	Raipur	0	3	3	6	4.17
46	Rajkot	4	4	4	12	8.33
47	Ranchi	0	1	0	1	0.69
48	Saharsa	0	1	0	1	0.69
49	Shillong	0	6	0	6	4.17
50	Shimla	0	1	0	1	0.69
51	Siliguri	0	1	0	1	0.69
52	Srinagar	1	1	0	2	1.39
53	Trivandrum	0	0	0	0	0
54	Varanasi	2	2	4	8	5.56
55	Vatakara	0	0	0	0	0
56	Vijayawada	0	0	0	0	0
57	Vishakhapatnam	0	2	1	3	2.08
	<b>TOTAL</b>	<b>30</b>	<b>66</b>	<b>48</b>	<b>144</b>	<b>100</b>

**Table 24** Regional centre wise number of academic counseling sessions for theory courses organized by study centers for ODL Prog (Online & F2f mode), Practical courses for ODL Prog and academic counselling for Online programme in OCTOBER 2023

S. No.	Name of Regional Center	Number of academic counseling sessions for theory courses organized by study centers for ODL Prog - (ONLINE modes)	Number of academic counseling sessions for theory courses organized by study centers for ODL Prog - (face to face mode)	Number of academic counseling sessions for practical courses organized by study centers for ODL Prog	Number of counseling sessions organized for ONLINE Programme	Total counselling organised	% of total
1	Agartala	57	30	23	0	110	0.61
2	Ahmedabad	0	0	0	0	0	0
3	Aizwal	32	0	0	0	32	0.18
4	Aligarh	0	0	37	0	37	0.2
5	Angul	0	141	0	0	141	0.78
6	Bangalore	169	387	49	0	605	3.35
7	Bhagalpur	0	0	0	0	0	0
8	Bhopal	0	0	0	0	0	0
9	Bhubaneswar	0	470	6	0	476	2.63
10	Bijapur	0	60	70	0	130	0.72
11	Chandigarh	4	9	2	9	24	0.13
12	Chennai	0	71	65	0	136	0.75
13	Cochin	0	16	0	0	16	0.09
14	Darbhangha	10	0	0	0	10	0.06
15	Dehradun	26	4	70	18	118	0.65
16	Delhi-1	3336	0	0	1	3337	18.47
17	Delhi-2	520	2312	3166	58	6056	33.52
18	Delhi-3	353	293	554	4	1204	6.66
19	Deoghar	216	8	0	0	224	1.24
20	Gangtok	11	0	3	0	14	0.08
21	Guwahati	0	0	0	0	0	0
22	Hyderabad	148	182	200	0	530	2.93
23	Imphal	181	0	0	0	181	1
24	Itanagar	1	0	0	0	1	0.01
25	Jabalpur	0	0	0	0	0	0
26	Jaipur	98	7	45	0	150	0.83
27	Jammu	99	53	34	0	186	1.03
28	Jodhpur	0	0	0	0	0	0
29	Jorhat	60	0	2	0	62	0.34
30	Karnal	0	0	0	0	0	0
31	Khanna	0	20	54	0	74	0.41

32	Kohima	1	0	0	0	1	0.01
33	Kolkata	0	0	0	0	0	0
34	Koraput	0	2	0	0	2	0.01
35	Lucknow	76	54	25	37	192	1.06
36	Madurai	0	13	0	0	13	0.07
37	Mumbai	0	0	7	0	7	0.04
38	Nagpur	18	0	90	20	128	0.71
39	NOIDA	195	315	86	7	603	3.34
40	Panaji	1	1	2	1	5	0.03
41	Patna	102	221	0	0	323	1.79
42	Port Blair	0	4	15	0	19	0.11
43	Pune	0	0	0	0	0	0
44	Raghunathganj	0	0	0	0	0	0
45	Raipur	8	20	12	0	40	0.22
46	Rajkot	0	0	0	0	0	0
47	Ranchi	180	143	133	112	568	3.14
48	Saharsa	0	0	0	0	0	0
49	Shillong	0	10	0	0	10	0.06
50	Shimla	12	0	200	0	212	1.17
51	Siliguri	0	82	25	0	107	0.59
52	Srinagar	860	0	562	0	1422	7.87
53	Trivandrum	75	5	20	0	100	0.55
54	Varanasi	118	0	129	0	247	1.37
55	Vatakara	21	0	107	10	138	0.76
56	Vijayawada	0	0	9	0	9	0.05
57	Vishakhapatnam	0	44	24	0	68	0.38
	<b>TOTAL</b>	<b>6988</b>	<b>4977</b>	<b>5826</b>	<b>277</b>	<b>18068</b>	<b>100</b>

**Table 25** Regional centre wise number of Programme for which Project viva – voce held at Regional Center (Face to face mode & Online mode) for ODL programme in OCTOBER 2023

S. NO.	Name of Regional Center	Number of ODL Programme for which Project viva – voce held at RC - Face to face mode & ONLINE mode	Number of ONLINE Programme for which Project viva – voce held	Total	% of total
1	Agartala	0	0	0	0
2	Ahmedabad	170	0	170	85
3	Aizwal	4	0	4	2
4	Aligarh	0	0	0	0
5	Angul	0	0	0	0
6	Bangalore	1	0	1	0.5
7	Bhagalpur	0	0	0	0
8	Bhopal	1	1	2	1
9	Bhubaneswar	0	0	0	0
10	Bijapur	0	0	0	0
11	Chandigarh	0	0	0	0
12	Chennai	0	0	0	0
13	Cochin	3	0	3	1.5
14	Darbhanga	0	0	0	0
15	Dehradun	1	0	1	0.5
16	Delhi-1	0	0	0	0
17	Delhi-2	2	0	2	1
18	Delhi-3	1	0	1	0.5
19	Deoghar	0	0	0	0
20	Gangtok	0	0	0	0
21	Guwahati	0	1	1	0.5
22	Hyderabad	2	0	2	1
23	Imphal	0	0	0	0
24	Itanagar	0	0	0	0
25	Jabalpur	0	0	0	0
26	Jaipur	0	0	0	0
27	Jammu	1	0	1	0.5
28	Jodhpur	0	0	0	0
29	Jorhat	0	0	0	0
30	Karnal	1	0	1	0.5
31	Khanna	0	0	0	0
32	Kohima	1	0	1	0.5
33	Kolkata	0	0	0	0
34	Koraput	0	0	0	0
35	Lucknow	0	0	0	0
36	Madurai	0	0	0	0
37	Mumbai	0	0	0	0

38	Nagpur	0	0	0	0
39	NOIDA	0	0	0	0
40	Panaji	0	0	0	0
41	Patna	0	0	0	0
42	Port Blair	0	0	0	0
43	Pune	0	0	0	0
44	Raghunathganj	0	0	0	0
45	Raipur	2	2	4	2
46	Rajkot	0	0	0	0
47	Ranchi	0	0	0	0
48	Saharsa	0	0	0	0
49	Shillong	1	0	1	0.5
50	Shimla	0	0	0	0
51	Siliguri	1	0	1	0.5
52	Srinagar	1	0	1	0.5
53	Trivandrum	0	0	0	0
54	Varanasi	0	0	0	0
55	Vatakara	3	0	3	1.5
56	Vijayawada	0	0	0	0
57	Vishakhapatnam	0	0	0	0
	<b>Total</b>	<b>196</b>	<b>4</b>	<b>200</b>	<b>100</b>

**Table 26** Regional centre wise number of assignments received and awards transmitted by RCs/LSCs in offline mode and online mode for ODL and ONLINE programme in OCTOBER 2023.

NO.	Name of Regional Center	Number of Assignments received by RCs/LSCs in OFFLINE mode	Number of Assignments received by RCs/LSCs in ONLINE mode	No. of Assignments awards transmitted to Hqrs during reporting month	Number of Assignments submitted by students of ONLINE Programme	Number of Assignments awards OF ONLINE Programme transmitted to Hqrs during reporting month	Total	% of total
	Agartala	18316	0	18191	4	0	36511	1.12
	Ahmedabad	65	0	648	0	0	713	0.02
	Aizwal	302	0	302	0	0	604	0.02
	Aligarh	0	0	0	0	0	0	0
	Angul	324	0	324	0	0	648	0.02
	Bangalore	9000	0	1784	30	0	10814	0.33
	Bhagalpur	668	0	668	5	0	1341	0.04
	Bhopal	21786	0	259	162	30	22237	0.68
	Bhubaneswar	12540	0	8769	110	110	21529	0.66
0	Bijapur	2958	0	252	5	0	3215	0.1
1	Chandigarh	65000	0	62748	0	0	127748	3.93
2	Chennai	102	32	946	24	0	1104	0.03
3	Cochin	66071	0	59436	0	0	125507	3.86
4	Darbhangha	4409	0	4409	0	0	8818	0.27
5	Dehradun	58414	0	16623	407	326	75770	2.33
6	Delhi-1	0	25048	0	0	0	25048	0.77
7	Delhi-2	23907	7272	44789	1183	497	77648	2.39
8	Delhi-3	5200	41921	260201	258	731	308311	9.48
9	Deoghar	151	0	2161	0	0	2312	0.07
0	Gangtok	20920	0	20920	20	2	41862	1.29
1	Guwahati	123	0	3332	0	0	3455	0.11
2	Hyderabad	618	0	618	0	0	1236	0.04
3	Imphal	11824	0	14336	0	0	26160	0.8
4	Itanagar	35003	0	35003	0	0	70006	2.15
5	Jabalpur	0	0	595	0	0	595	0.02
6	Jaipur	8303	0	166	651	0	9120	0.28
7	Jammu	150403	0	3500	0	0	153903	4.73
8	Jodhpur	0	0	0	0	0	0	0
9	Jorhat	999	0	999	33	33	2064	0.06
0	Karnal	365017	0	11382	0	0	376399	11.58
1	Khanna	42446	0	42446	0	0	84892	2.61
2	Kohima	12148	0	12148	0	0	24296	0.75
3	Kolkata	141628	0	141421	1022	1022	285093	8.77
4	Koraput	156	0	2656	0	0	2812	0.09
5	Lucknow	11837	0	6797	0	0	18634	0.57

6	Madurai	4972	17	33	44	18	5084	0.16
7	Mumbai	3000	1400	3000	143	0	7543	0.23
8	Nagpur	12726	0	12687	84	72	25569	0.79
9	NOIDA	21221	0	18069	3146	1387	43823	1.35
0	Panaji	15453	0	686	0	0	16139	0.5
1	Patna	257380	31637	289011	211	211	578450	17.79
2	Port Blair	0	0	182	0	182	364	0.01
3	Pune	21237	0	21237	0	0	42474	1.31
4	Raghunathganj	0	0	0	0	0	0	0
5	Raipur	9300	0	9291	0	0	18591	0.57
6	Rajkot	6344	0	6330	31	21	12726	0.39
7	Ranchi	35283	112	1311	5	3	36714	1.13
8	Saharsa	86351	8	1514	0	0	87873	2.7
9	Shillong	1625	0	0	0	0	1625	0.05
0	Shimla	124607	28207	16692	25	18	169549	5.21
1	Siliguri	509	0	504	12	12	1037	0.03
2	Srinagar	12000	0	11370	0	0	23370	0.72
3	Trivandrum	0	20000	5000	0	0	25000	0.77
4	Varanasi	8493	0	2589	95	157	11334	0.35
5	Vatakara	103635	2109	48749	18	3	154514	4.75
6	Vijayawada	9609	22	9631	159	0	19421	0.6
7	Vishakhapatnam	9850	0	9850	111	0	19811	0.61
0	<b>Total</b>	<b>1834233</b>	<b>157785</b>	<b>1246565</b>	<b>7998</b>	<b>4835</b>	<b>3251416</b>	<b>100</b>



**PART V – Monitoring of Study Centres Activities**

**Table 27** Regional centre wise number of Induction Meeting (IM) attended by officials of RC in ONLINE and face to face mode in OCTOBER 2023

S. No.	Regional Center	Number of Induction Meeting(s) attended by officials of RC - ONLINE mode	Number of Induction Meeting(s) attended by officials of RC - Face to face mode	Total	% of total
1	Agartala	0	0	0	0
2	Ahmedabad	0	0	0	0
3	Aizwal	0	0	0	0
4	Aligarh	0	0	0	0
5	Angul	0	0	0	0
6	Bangalore	0	0	0	0
7	Bhagalpur	0	0	0	0
8	Bhopal	1	0	1	0.85
9	Bhubaneswar	0	0	0	0
10	Bijapur	0	0	0	0
11	Chandigarh	1	9	10	8.47
12	Chennai	3	0	3	2.54
13	Cochin	0	0	0	0
14	Darbhanga	0	1	1	0.85
15	Dehradun	2	0	2	1.69
16	Delhi-1	0	0	0	0
17	Delhi-2	5	0	5	4.24
18	Delhi-3	1	0	1	0.85
19	Deoghar	0	0	0	0
20	Gangtok	0	0	0	0
21	Guwahati	0	2	2	1.69
22	Hyderabad	0	0	0	0
23	Imphal	0	1	1	0.85
24	Itanagar	0	0	0	0
25	Jabalpur	0	0	0	0
26	Jaipur	3	2	5	4.24
27	Jammu	0	1	1	0.85
28	Jodhpur	0	0	0	0
29	Jorhat	0	0	0	0
30	Karnal	1	0	1	0.85
31	Khanna	0	0	0	0
32	Kohima	0	0	0	0
33	Kolkata	0	0	0	0
34	Koraput	0	0	0	0
35	Lucknow	4	10	14	11.86
36	Madurai	10	0	10	8.47
37	Mumbai	0	0	0	0
38	Nagpur	2	6	8	6.78
39	NOIDA	1	3	4	3.39
40	Panaji	0	0	0	0

41	Patna	5	0	5	4.24
42	Port Blair	0	0	0	0
43	Pune	0	0	0	0
44	Raghunathganj	0	0	0	0
45	Raipur	0	3	3	2.54
46	Rajkot	0	0	0	0
47	Ranchi	1	0	1	0.85
48	Saharsa	0	0	0	0
49	Shillong	6	0	6	5.08
50	Shimla	0	2	2	1.69
51	Siliguri	0	0	0	0
52	Srinagar	9	15	24	20.34
53	Trivandrum	0	0	0	0
54	Varanasi	2	3	5	4.24
55	Vatakara	1	0	1	0.85
56	Vijayawada	0	0	0	0
57	Vishakhapatnam	1	1	2	1.69
	<b>TOTAL</b>	<b>59</b>	<b>59</b>	<b>118</b>	<b>100</b>

**Table 28** Regional centre wise number of academic counseling sessions visited/monitored by officials of RC in OCTOBER 2023

S. No.	Regional Center	Number of academic counseling sessions visited/monitored by officials of RC	% of total
1	Agartala	0	0
2	Ahmedabad	0	0
3	Aizwal	0	0
4	Aligarh	0	0
5	Angul	0	0
6	Bangalore	61	11.13
7	Bhagalpur	0	0
8	Bhopal	0	0
9	Bhubaneswar	0	0
10	Bijapur	41	7.48
11	Chandigarh	0	0
12	Chennai	24	4.38
13	Cochin	0	0
14	Darbhanga	0	0
15	Dehradun	18	3.28
16	Delhi-1	0	0
17	Delhi-2	36	6.57
18	Delhi-3	2	0.36
19	Deoghar	1	0.18
20	Gangtok	0	0
21	Guwahati	0	0
22	Hyderabad	35	6.39
23	Imphal	0	0
24	Itanagar	0	0
25	Jabalpur	0	0
26	Jaipur	26	4.74
27	Jammu	53	9.67
28	Jodhpur	0	0
29	Jorhat	0	0
30	Karnal	0	0
31	Khanna	0	0
32	Kohima	0	0
33	Kolkata	0	0
34	Koraput	4	0.73
35	Lucknow	28	5.11
36	Madurai	5	0.91
37	Mumbai	2	0.36
38	Nagpur	0	0
39	NOIDA	14	2.55

40	Panaji	0	0
41	Patna	57	10.4
42	Port Blair	0	0
43	Pune	0	0
44	Raghunathganj	0	0
45	Raipur	2	0.36
46	Rajkot	0	0
47	Ranchi	73	13.32
48	Saharsa	0	0
49	Shillong	10	1.82
50	Shimla	0	0
51	Siliguri	0	0
52	Srinagar	0	0
53	Trivandrum	0	0
54	Varanasi	0	0
55	Vatakara	10	1.82
56	Vijayawada	2	0.36
57	Vishakhapatnam	44	8.03
	TOTAL	548	100

**Table 29** Regional centre wise number of TEE centers visited/monitored by RC (Please submit this information only if the activity was done in the month for which you are reporting.) in OCTOBER 2023

S. NO.	Name of Regional Center	Number of TEE centers visited/monitored by RC	Number of TEEP centers visited/monitored by RC	Number of entrance exam centers visited/monitored by RC	Total	% of total
1	Agartala	0	0	0	0	0
2	Ahmedabad	0	0	0	0	0
3	Aizwal	0	0	0	0	0
4	Aligarh	0	0	0	0	0
5	Angul	0	0	0	0	0
6	Bangalore	0	0	0	0	0
7	Bhagalpur	0	0	0	0	0
8	Bhopal	0	0	0	0	0
9	Bhubaneswar	0	0	0	0	0
10	Bijapur	0	0	0	0	0
11	Chandigarh	0	0	0	0	0
12	Chennai	0	0	0	0	0
13	Cochin	0	6	0	6	75
14	Darbhanga	0	0	0	0	0
15	Dehradun	0	0	0	0	0
16	Delhi-1	0	0	0	0	0
17	Delhi-2	0	0	0	0	0
18	Delhi-3	0	0	0	0	0
19	Deoghar	0	0	1	1	12.5
20	Gangtok	0	0	0	0	0
21	Guwahati	0	0	0	0	0
22	Hyderabad	0	0	0	0	0
23	Imphal	0	0	0	0	0
24	Itanagar	0	0	0	0	0
25	Jabalpur	0	0	0	0	0
26	Jaipur	0	0	0	0	0
27	Jammu	0	0	0	0	0
28	Jodhpur	0	0	0	0	0
29	Jorhat	0	0	0	0	0
30	Karnal	0	0	0	0	0
31	Khanna	0	0	0	0	0
32	Kohima	0	0	0	0	0
33	Kolkata	0	0	0	0	0
34	Koraput	0	0	0	0	0
35	Lucknow	0	0	0	0	0
36	Madurai	0	0	0	0	0
37	Mumbai	0	0	0	0	0

38	Nagpur	0	0	0	0	0
39	NOIDA	0	0	0	0	0
40	Panaji	0	0	0	0	0
41	Patna	0	0	0	0	0
42	Port Blair	0	0	0	0	0
43	Pune	0	0	0	0	0
44	Raghunathganj	0	0	0	0	0
45	Raipur	0	0	0	0	0
46	Rajkot	0	0	0	0	0
47	Ranchi	0	0	0	0	0
48	Saharsa	0	0	0	0	0
49	Shillong	0	1	0	1	12.5
50	Shimla	0	0	0	0	0
51	Siliguri	0	0	0	0	0
52	Srinagar	0	0	0	0	0
53	Trivandrum	0	0	0	0	0
54	Varanasi	0	0	0	0	0
55	Vatakara	0	0	0	0	0
56	Vijayawada	0	0	0	0	0
57	Vishakhapatnam	0	0	0	0	0
60	Total	0	7	1	8	100

**PART VI – Student Support Services**



**Table 30** Regional Centers wise students queries handled through various modes in OCTOBER 2023.

S. No.	Name of Regional Center	By Post	Email	Phone	i-GRAM	Face-to-Face Queries	Face Book	Twitter	RTI	Court Cases	Any other	Total queries handled
1.	Agartala	112	216	237	148	367	0	0	0	0	0	1080
2.	Ahmedabad	325	1963	215	625	87	0	0	3	0	0	3218
3.	Aizwal	25	52	420	57	200	0	0	0	0	0	754
4.	Aligarh	17	343	72	195	113	247	201	0	0	0	1188
5.	Angul	10	155	320	102	102	20	10	2	0	0	721
6.	Bangalore	85	55	850	1050	390	0	0	0	0	0	2430
7.	Bhagalpur	58	518	376	162	434	0	0	0	0	0	1548
8.	Bhopal	32	4250	1420	416	675	12	10	0	0	0	6815
9.	Bhubaneswar	410	4350	780	519	1456	15	3	7	0	0	7540
10.	Bijapur	89	236	780	48	142	12	7	2	0	0	1316
11.	Chandigarh	22	1152	43	540	930	5	0	0	1	0	2693
12.	Chennai	47	7576	1680	384	287	0	0	0	0	0	9974
13.	Cochin	519	3077	72	955	1255	0	0	0	0	0	5878
14.	Darbhangha	271	781	847	264	788	0	0	1	0	0	2952
15.	Dehradun	54	710	305	560	1108	0	0	4	4	0	2745
16.	Delhi-1	1106	6527	0	4157	5953	0	0	9	1	0	17753
17.	Delhi-2	354	7690	2042	6216	14021	0	10	27	0	5402	35762
18.	Delhi-3	157	6721	368	3344	6370	5	3	9	0	201	17178
19.	Deoghar	80	165	1200	298	650	13	15	1	0	0	2422
20.	Gangtok	21	93	314	40	291	0	0	0	0	0	759
21.	Guwahati	225	1568	695	370	1208	0	0	0	1	0	4067
22.	Hyderabad	140	2964	3370	79	962	0	0	3	0	0	7518
23.	Imphal	87	101	475	53	187	0	0	0	0	0	903
24.	Itanagar	0	50	210	45	313	6	6	0	1	0	631
25.	Jabalpur	5	62	64	152	11	0	0	0	0	0	294
26.	Jaipur	251	789	568	390	91	9	11	1	0	0	2110
27.	Jammu	942	1276	2200	1192	2060	50	32	0	0	0	7752
28.	Jodhpur	0	0	0	0	0	0	0	0	0	0	0
29.	Jorhat	21	397	728	272	281	35	14	1	0	0	1749
30.	Karnal	432	2050	700	1508	1179	0	0	8	1	0	5878
31.	Khanna	153	1323	2205	753	295	0	0	0	0	0	4729
32.	Kohima	0	50	87	158	63	81	0	0	0	0	439
33.	Kolkata	158	2053	1198	739	310	0	0	1	0	0	4459
34.	Koraput	46	129	450	148	129	0	0	2	0	0	904
35.	Lucknow	300	3300	382	979	601	4	2	2	0	0	5570
36.	Madurai	21	560	167	142	55	88	115	1	0	0	1149
37.	Mumbai	140	2600	120	885	723	70	90	2	0	0	4630
38.	Nagpur	161	10894	1140	315	697	25	253	1	0	0	13486
39.	NOIDA	713	2997	226	1351	3266	9	7	7	0	0	8576
40.	Panaji	144	235	895	126	476	0	0	0	0	0	1876
41.	Patna	105	873	1600	1518	1980	0	0	14	2	0	6092

42.	Port Blair	193	126	1250	144	115	0	0	1	0	0	1829
43.	Pune	561	357	255	324	295	0	0	3	1	0	1796
44.	Raghunathganj	20	237	150	51	45	2	0	0	0	0	505
45.	Raipur	104	356	227	113	249	47	0	1	1	0	1098
46.	Rajkot	158	296	0	169	179	0	0	0	0	0	802
47.	Ranchi	208	2322	2363	517	162	2	4	2	0	21	5601
48.	Saharsa	201	523	438	285	365	13	4	3	0	0	1832
49.	Shillong	26	554	254	183	367	9	0	0	0	0	1393
50.	Shimla	14	3746	1553	663	484	0	0	4	2	0	6466
51.	Siliguri	74	726	711	168	763	1	1	0	0	0	2444
52.	Srinagar	23	1600	1056	595	3135	0	0	0	0	0	6409
53.	Trivandrum	487	1896	2157	442	1876	40	0	2	0	0	6900
54.	Varanasi	74	1142	1665	560	1766	58	35	0	0	0	5300
55.	Vatakara	0	1123	245	606	225	0	0	0	1	0	2200
56.	Vijayawada	8	266	456	127	161	0	0	1	1	0	1020
57.	Vishakhapatnam	51	402	279	401	210	1	1	1	0	0	1346
	<b>TOTAL</b>	<b>10040</b>	<b>96573</b>	<b>42880</b>	<b>36603</b>	<b>60903</b>	<b>879</b>	<b>834</b>	<b>126</b>	<b>17</b>	<b>5624</b>	<b>254479</b>

**Table 31** Regional Centre wise total number of students' queries handled in OCTOBER2023.

S. No.	Regional Centre	Total queries handled	% of total
1	Agartala	1080	0.42
2	Ahmedabad	3218	1.26
3	Aizwal	754	0.3
4	Aligarh	1188	0.47
5	Angul	721	0.28
6	Bangalore	2430	0.95
7	Bhagalpur	1548	0.61
8	Bhopal	6815	2.68
9	Bhubaneswar	7540	2.96
10	Bijapur	1316	0.52
11	Chandigarh	2693	1.06
12	Chennai	9974	3.92
13	Cochin	5878	2.31
14	Darbhanga	2952	1.16
15	Dehradun	2745	1.08
16	Delhi-1	17753	6.98
17	Delhi-2	35762	14.05
18	Delhi-3	17178	6.75
19	Deoghar	2422	0.95
20	Gangtok	759	0.3
21	Guwahati	4067	1.6
22	Hyderabad	7518	2.95
23	Imphal	903	0.35
24	Itanagar	631	0.25
25	Jabalpur	294	0.12
26	Jaipur	2110	0.83

27	Jammu	7752	3.05
28	Jodhpur	0	0
29	Jorhat	1749	0.69
30	Karnal	5878	2.31
31	Khanna	4729	1.86
32	Kohima	439	0.17
33	Kolkata	4459	1.75
34	Koraput	904	0.36
35	Lucknow	5570	2.19
36	Madurai	1149	0.45
37	Mumbai	4630	1.82
38	Nagpur	13486	5.3
39	NOIDA	8576	3.37
40	Panaji	1876	0.74
41	Patna	6092	2.39
42	Port Blair	1829	0.72
43	Pune	1796	0.71
44	Raghunathganj	505	0.2
45	Raipur	1098	0.43
46	Rajkot	802	0.32
47	Ranchi	5601	2.2
48	Saharsa	1832	0.72
49	Shillong	1393	0.55
50	Shimla	6466	2.54
51	Siliguri	2444	0.96
52	Srinagar	6409	2.52
53	Trivandrum	6900	2.71
54	Varanasi	5300	2.08
55	Vatakara	2200	0.86
56	Vijayawada	1020	0.4
57	Vishakhapatnam	1346	0.53
	<b>Total</b>	<b>254479</b>	<b>100</b>

**Table 32** Regional Centers wise number of SMSs utilized for students support in OCTOBER 2023.

S. NO.	Name of Regional Center	Total SMS used	% of total
1	Agartala	0	0
2	Ahmedabad	0	0
3	Aizwal	0	0
4	Aligarh	0	0
5	Angul	2500	0.63
6	Bangalore	0	0
7	Bhagalpur	29188	7.4
8	Bhopal	0	0
9	Bhubaneswar	84400	21.41
10	Bijapur	3838	0.97
11	Chandigarh	0	0
12	Chennai	0	0
13	Cochin	0	0
14	Darbhanga	9876	2.51
15	Dehradun	0	0
16	Delhi-1	0	0
17	Delhi-2	0	0
18	Delhi-3	20528	5.21
19	Deoghar	9380	2.38
20	Gangtok	0	0
21	Guwahati	4596	1.17
22	Hyderabad	0	0
23	Imphal	3681	0.93
24	Itanagar	0	0
25	Jabalpur	508	0.13
26	Jaipur	37571	9.53
27	Jammu	10629	2.7
28	Jodhpur	0	0
29	Jorhat	194	0.05
30	Karnal	6863	1.74
31	Khanna	0	0
32	Kohima	0	0
33	Kolkata	0	0
34	Koraput	3247	0.82
35	Lucknow	18237	4.63
36	Madurai	1769	0.45
37	Mumbai	0	0
38	Nagpur	30	0.01
39	NOIDA	0	0
40	Panaji	0	0
41	Patna	40550	10.29

42	Port Blair	0	0
43	Pune	243	0.06
44	Raghunathganj	0	0
45	Raipur	40	0.01
46	Rajkot	2881	0.73
47	Ranchi	18939	4.8
48	Saharsa	358	0.09
49	Shillong	725	0.18
50	Shimla	17257	4.38
51	Siliguri	0	0
52	Srinagar	17879	4.54
53	Trivandrum	100	0.03
54	Varanasi	7072	1.79
55	Vatakara	0	0
56	Vijayawada	2516	0.64
57	Vishakhapatnam	38606	9.79
	<b>Total</b>	<b>394201</b>	<b>100</b>

**Table 33** Regional centers wise number of grievance redressal camp(s) organized by RCs/LSCs in online and face to face mode in OCTOBER 2023

S.NO.	Name of Regional Center	Number of Grievance Redressal Camp(s) organized by RCs/LSCs - (ONLINE mode)	Number of Grievance Redressal Camp(s) organized by RCs/LSCs - (face to face mode)	Total	% of total
1	Agartala	0	0	0	0
2	Ahmedabad	0	0	0	0
3	Aizwal	0	0	0	0
4	Aligarh	0	0	0	0
5	Angul	0	0	0	0
6	Bangalore	5	10	15	17.44
7	Bhagalpur	0	0	0	0
8	Bhopal	1	0	1	1.16
9	Bhubaneswar	0	0	0	0
10	Bijapur	0	0	0	0
11	Chandigarh	0	1	1	1.16
12	Chennai	1	0	1	1.16
13	Cochin	1	0	1	1.16
14	Darbhanga	0	0	0	0
15	Dehradun	7	1	8	9.3
16	Delhi-1	0	0	0	0
17	Delhi-2	0	0	0	0
18	Delhi-3	0	0	0	0
19	Deoghar	0	0	0	0
20	Gangtok	0	0	0	0
21	Guwahati	3	0	3	3.49
22	Hyderabad	0	0	0	0
23	Imphal	0	0	0	0
24	Itanagar	0	0	0	0
25	Jabalpur	4	0	4	4.65
26	Jaipur	0	0	0	0
27	Jammu	5	8	13	15.12
28	Jodhpur	0	0	0	0
29	Jorhat	0	0	0	0
30	Karnal	0	2	2	2.33
31	Khanna	0	1	1	1.16
32	Kohima	3	0	3	3.49
33	Kolkata	0	0	0	0
34	Koraput	2	0	2	2.33
35	Lucknow	2	0	2	2.33
36	Madurai	2	0	2	2.33
37	Mumbai	1	0	1	1.16
38	Nagpur	0	0	0	0
39	NOIDA	0	0	0	0

40	Panaji	0	0	0	0
41	Patna	1	0	1	1.16
42	Port Blair	0	0	0	0
43	Pune	0	0	0	0
44	Raghunathganj	0	0	0	0
45	Raipur	4	4	8	9.3
46	Rajkot	0	0	0	0
47	Ranchi	5	0	5	5.81
48	Saharsa	0	0	0	0
49	Shillong	1	0	1	1.16
50	Shimla	2	0	2	2.33
51	Siliguri	0	0	0	0
52	Srinagar	3	0	3	3.49
53	Trivandrum	0	0	0	0
54	Varanasi	2	2	4	4.65
55	Vatakara	2	0	2	2.33
56	Vijayawada	0	0	0	0
57	Vishakhapatnam	0	0	0	0
	<b>Total</b>	<b>57</b>	<b>29</b>	<b>86</b>	<b>100</b>

**Part VII - Academic Activities by Regional Centre**



**Table 34** Regional centers wise number of research and professional development by regional center academics in OCTOBER 2023.

S. NO.	Name of Regional Center	Total R & D activities	% of total R&D
1	Agartala	0	0
2	Ahmedabad	0	0
3	Aizwal	0	0
4	Aligarh	0	0
5	Angul	0	0
6	Bangalore	4	3.64
7	Bhagalpur	12	10.91
8	Bhopal	0	0
9	Bhubaneswar	9	8.18
10	Bijapur	2	1.82
11	Chandigarh	0	0
12	Chennai	0	0
13	Cochin	5	4.55
14	Darbhanga	0	0
15	Dehradun	0	0
16	Delhi-1	0	0
17	Delhi-2	4	3.64
18	Delhi-3	4	3.64
19	Deoghar	0	0
20	Gangtok	1	0.91
21	Guwahati	0	0
22	Hyderabad	0	0
23	Imphal	0	0
24	Itanagar	0	0
25	Jabalpur	14	12.73
26	Jaipur	10	9.09
27	Jammu	1	0.91
28	Jodhpur	0	0
29	Jorhat	1	0.91
30	Karnal	1	0.91
31	Khanna	0	0
32	Kohima	0	0
33	Kolkata	0	0
34	Koraput	2	1.82
35	Lucknow	6	5.45
36	Madurai	0	0
37	Mumbai	0	0
38	Nagpur	5	4.55
39	NOIDA	1	0.91
40	Panaji	0	0

41	Patna	6	5.45
42	Port Blair	1	0.91
43	Pune	3	2.73
44	Raghunathganj	0	0
45	Raipur	3	2.73
46	Rajkot	4	3.64
47	Ranchi	2	1.82
48	Saharsa	0	0
49	Shillong	3	2.73
50	Shimla	3	2.73
51	Siliguri	0	0
52	Srinagar	0	0
53	Trivandrum	0	0
54	Varanasi	0	0
55	Vatakara	0	0
56	Vijayawada	2	1.82
57	Vishakhapatnam	1	0.91
	<b>Total</b>	<b>110</b>	<b>100</b>

**PART VIII –Accounts & Finance**

**Table 35:** Regional Centre wise total expenditure in OCTOBER 2023.

<b>S. No.</b>	<b>Name of Regional Center</b>	<b>Total expenditures</b>	<b>% of total</b>
1	Agartala	1007982	0.64
2	Ahmedabad	2865427	1.81
3	Aizwal	1552432	0.98
4	Aligarh	0	0.00
5	Angul	684695	0.43
6	Bangalore	3250801	2.06
7	Bhagalpur	1226979	0.78
8	Bhopal	3056712	1.93
9	Bhubaneswar	4742769	3.00
10	Bijapur	656572	0.42
11	Chandigarh	1372257	0.87
12	Chennai	3680625	2.33
13	Cochin	4142510	2.62
14	Darbhanga	890334	0.56
15	Dehradun	2449197	1.55
16	Delhi-1	4789902	3.03
17	Delhi-2	9879771	6.25
18	Delhi-3	1803986	1.14
19	Deoghar	2180159	1.38
20	Gangtok	1733752	1.10
21	Guwahati	2499384	1.58
22	Hyderabad	2836523	1.79
23	Imphal	1798761	1.14
24	Itanagar	580106	0.37
25	Jabalpur	1726556	1.09
26	Jaipur	2901733	1.83
27	Jammu	13569842	8.58
28	Jodhpur	0	0.00
29	Jorhat	815294	0.52
30	Karnal	1503058	0.95
31	Khanna	1384201	0.88
32	Kohima	1021363	0.65
33	Kolkata	10384477	6.56
34	Koraput	2005203	1.27
35	Lucknow	3482704	2.20
36	Madurai	1658436	1.05
37	Mumbai	1782183	1.13
38	Nagpur	1981842	1.25
39	NOIDA	4813131	3.04
40	Panaji	1678268	1.06
41	Patna	4889599	3.09
42	Port Blair	2110691	1.33
43	Pune	6377759	4.03

44	Raghunathganj	0	0.00
45	Raipur	2240897	1.42
46	Rajkot	1637287	1.04
47	Ranchi	3283630	2.08
48	Saharsa	1010251	0.64
49	Shillong	1568538	0.99
50	Shimla	2852395	1.80
51	Siliguri	3345217	2.11
52	Srinagar	3312514	2.09
53	Trivandrum	4949300	3.13
54	Varanasi	5344904	3.38
55	Vatakara	1828471	1.16
56	Vijayawada	1911393	1.21
57	Vishakhapatnam	1135926	0.72
	<b>Total</b>	<b>158188699</b>	<b>100.00</b>

\*MMR not received from RC Jodhpur

**Table 36** Regional Centre wise expenditure on Salaries of Regular Staff in OCTOBER 2023.

S.NO.	Name of Regional Center	Regular Staff Salary	Total expenditures	% of total
1	Agartala	988914	1007982	98.11
2	Ahmedabad	1471495	2865427	51.35
3	Aizwal	970579	1552432	62.52
4	Aligarh	0	0	#NUM!
5	Angul	294764	684695	43.05
6	Bangalore	2762201	3250801	84.97
7	Bhagalpur	912811	1226979	74.39
8	Bhopal	2162657	3056712	70.75
9	Bhubaneswar	2998601	4742769	63.22
10	Bijapur	489867	656572	74.61
11	Chandigarh	1242519	1372257	90.55
12	Chennai	1661277	3680625	45.14
13	Cochin	2060089	4142510	49.73
14	Darbhanga	570841	890334	64.12
15	Dehradun	1897225	2449197	77.46
16	Delhi-1	2422042	4789902	50.57
17	Delhi-2	3205868	9879771	32.45
18	Delhi-3	1533228	1803986	84.99
19	Deoghar	67778	2180159	3.11
20	Gangtok	760940	1733752	43.89
21	Guwahati	1508068	2499384	60.34
22	Hyderabad	2152784	2836523	75.9
23	Imphal	1277453	1798761	71.02
24	Itanagar	384340	580106	66.25
25	Jabalpur	1439760	1726556	83.39
26	Jaipur	162290	2901733	5.59
27	Jammu	878597	13569842	6.47
28	Jodhpur	0	0	#NUM!
29	Jorhat	684523	815294	83.96
30	Karnal	1403941	1503058	93.41
31	Khanna	891157	1384201	64.38
32	Kohima	727123	1021363	71.19
33	Kolkata	2464991	10384477	23.74
34	Koraput	1142160	2005203	56.96
35	Lucknow	2720363	3482704	78.11
36	Madurai	1281434	1658436	77.27
37	Mumbai	687510	1782183	38.58
38	Nagpur	927447	1981842	46.8
39	NOIDA	2921907	4813131	60.71
40	Panaji	784259	1678268	46.73
41	Patna	2540766	4889599	51.96

42	Port Blair	941036	2110691	44.58
43	Pune	1667187	6377759	26.14
44	Raghunathganj	0	0	#NUM!
45	Raipur	936544	2240897	41.79
46	Rajkot	585192	1637287	35.74
47	Ranchi	1684287	3283630	51.29
48	Saharsa	759987	1010251	75.23
49	Shillong	1263476	1568538	80.55
50	Shimla	1265468	2852395	44.37
51	Siliguri	697486	3345217	20.85
52	Srinagar	441111	3312514	13.32
53	Trivandrum	1218077	4949300	24.61
54	Varanasi	1157592	5344904	21.66
55	Vatakara	651938	1828471	35.65
56	Vijayawada	1124929	1911393	58.85
57	Vishakhapatnam	819032	1135926	72.1
	<b>Total</b>	<b>70667911</b>	<b>158188699</b>	<b>44.67</b>

\*MMR not received from RC Jodhpur

**Table 37** Regional Centre wise expenditure on salaries of DW staff in OCTOBER 2023.

S. No.	Name of Regional Center	Daily Wage payment	Total Expenditure	% of total expenditure
1	Agartala	0	1007982	0
2	Ahmedabad	36652	2865427	1.28
3	Aizwal	111833	1552432	7.2
4	Aligarh	0	0	#NUM!
5	Angul	4693	684695	0.69
6	Bangalore	94033	3250801	2.89
7	Bhagalpur	92414	1226979	7.53
8	Bhopal	2800	3056712	0.09
9	Bhubaneswar	245149	4742769	5.17
10	Bijapur	128522	656572	19.57
11	Chandigarh	3000	1372257	0.22
12	Chennai	0	3680625	0
13	Cochin	267860	4142510	6.47
14	Darbhanga	0	890334	0
15	Dehradun	84834	2449197	3.46
16	Delhi-1	0	4789902	0
17	Delhi-2	1062734	9879771	10.76
18	Delhi-3	0	1803986	0
19	Deoghar	0	2180159	0
20	Gangtok	80270	1733752	4.63
21	Guwahati	207464	2499384	8.3
22	Hyderabad	0	2836523	0
23	Imphal	6007	1798761	0.33
24	Itanagar	0	580106	0
25	Jabalpur	132529	1726556	7.68
26	Jaipur	146098	2901733	5.03
27	Jammu	196491	13569842	1.45
28	Jodhpur	0	0	#NUM!
29	Jorhat	0	815294	0
30	Karnal	5000	1503058	0.33
31	Khanna	252719	1384201	18.26
32	Kohima	0	1021363	0
33	Kolkata	247032	10384477	2.38
34	Koraput	0	2005203	0
35	Lucknow	141286	3482704	4.06
36	Madurai	41464	1658436	2.5
37	Mumbai	183321	1782183	10.29
38	Nagpur	0	1981842	0
39	NOIDA	442508	4813131	9.19
40	Panaji	123820	1678268	7.38
41	Patna	256356	4889599	5.24
42	Port Blair	134295	2110691	6.36



43	Pune	107934	6377759	1.69
44	Raghunathganj	0	0	#NUM!
45	Raipur	170060	2240897	7.59
46	Rajkot	134211	1637287	8.2
47	Ranchi	205152	3283630	6.25
48	Saharsa	122148	1010251	12.09
49	Shillong	107102	1568538	6.83
50	Shimla	3000	2852395	0.11
51	Siliguri	310177	3345217	9.27
52	Srinagar	413945	3312514	12.5
53	Trivandrum	429486	4949300	8.68
54	Varanasi	498771	5344904	9.33
55	Vatakara	166928	1828471	9.13
56	Vijayawada	97934	1911393	5.12
57	Vishakhapatnam	55376	1135926	4.87
	<b>Total</b>	<b>7553408</b>	<b>158188699</b>	<b>4.77</b>

\*MMR not received from RC Jodhpur

**Table 38** Regional Centre wise expenditure on Regional Centre' Security in OCTOBER 2023.

S. No.	Name of Regional Center	Security	Total Expenditure	% of total expenditure
1	Agartala	0	1007982	0
2	Ahmedabad	81744	2865427	2.85
3	Aizwal	0	1552432	0
4	Aligarh	0	0	#NUM!
5	Angul	0	684695	0
6	Bangalore	41252	3250801	1.27
7	Bhagalpur	0	1226979	0
8	Bhopal	0	3056712	0
9	Bhubaneswar	174792	4742769	3.69
10	Bijapur	0	656572	0
11	Chandigarh	0	1372257	0
12	Chennai	0	3680625	0
13	Cochin	221746	4142510	5.35
14	Darbhanga	174230	890334	19.57
15	Dehradun	62009	2449197	2.53
16	Delhi-1	0	4789902	0
17	Delhi-2	0	9879771	0
18	Delhi-3	0	1803986	0
19	Deoghar	0	2180159	0
20	Gangtok	30260	1733752	1.75
21	Guwahati	87466	2499384	3.5
22	Hyderabad	55016	2836523	1.94
23	Imphal	0	1798761	0
24	Itanagar	46254	580106	7.97
25	Jabalpur	125199	1726556	7.25
26	Jaipur	0	2901733	0
27	Jammu	55561	13569842	0.41
28	Jodhpur	0	0	#NUM!
29	Jorhat	73605	815294	9.03
30	Karnal	0	1503058	0
31	Khanna	100877	1384201	7.29
32	Kohima	0	1021363	0
33	Kolkata	166860	10384477	1.61
34	Koraput	44016	2005203	2.2
35	Lucknow	82823	3482704	2.38
36	Madurai	55991	1658436	3.38
37	Mumbai	221994	1782183	12.46
38	Nagpur	49494	1981842	2.5
39	NOIDA	0	4813131	0
40	Panaji	131534	1678268	7.84
41	Patna	49801	4889599	1.02
42	Port Blair	0	2110691	0

43	Pune	0	6377759	0
44	Raghunathganj	0	0	#NUM!
45	Raipur	58686	2240897	2.62
46	Rajkot	0	1637287	0
47	Ranchi	97874	3283630	2.98
48	Saharsa	0	1010251	0
49	Shillong	60213	1568538	3.84
50	Shimla	44150	2852395	1.55
51	Siliguri	177960	3345217	5.32
52	Srinagar	0	3312514	0
53	Trivandrum	0	4949300	0
54	Varanasi	157746	5344904	2.95
55	Vatakara	0	1828471	0
56	Vijayawada	56888	1911393	2.98
57	Vishakhapatnam	0	1135926	0
	<b>Total</b>	<b>2786041</b>	<b>158188699</b>	<b>1.76</b>

\*MMR not received from RC Jodhpur

**Table 39** Regional Centre wise expenditure on rent of Regional Centre' Building in OCTOBER 2023.

S. No.	Name of Regional Center	Building Rent	Total Expenditure	% of total expenditure
1	Agartala	0	1007982	0
2	Ahmedabad	0	2865427	0
3	Aizwal	0	1552432	0
4	Aligarh	0	0	0
5	Angul	0	684695	0
6	Bangalore	264173	3250801	8.13
7	Bhagalpur	0	1226979	0
8	Bhopal	0	3056712	0
9	Bhubaneswar	0	4742769	0
10	Bijapur	0	656572	0
11	Chandigarh	0	1372257	0
12	Chennai	0	3680625	0
13	Cochin	0	4142510	0
14	Darbhanga	0	890334	0
15	Dehradun	0	2449197	0
16	Delhi-1	602420	4789902	12.58
17	Delhi-2	0	9879771	0
18	Delhi-3	0	1803986	0
19	Deoghar	0	2180159	0
20	Gangtok	117000	1733752	6.75
21	Guwahati	0	2499384	0
22	Hyderabad	0	2836523	0
23	Imphal	0	1798761	0
24	Itanagar	0	580106	0
25	Jabalpur	0	1726556	0
26	Jaipur	0	2901733	0
27	Jammu	47310	13569842	0.35
28	Jodhpur	0	0	0
29	Jorhat	0	815294	0
30	Karnal	0	1503058	0
31	Khanna	0	1384201	0
32	Kohima	0	1021363	0
33	Kolkata	0	10384477	0
34	Koraput	1670	2005203	0.08
35	Lucknow	0	3482704	0
36	Madurai	0	1658436	0
37	Mumbai	253051	1782183	14.2
38	Nagpur	150320	1981842	7.58
39	NOIDA	202450	4813131	4.21
40	Panaji	147828	1678268	8.81
41	Patna	0	4889599	0

42	Port Blair	9028	2110691	0.43
43	Pune	375226	6377759	5.88
44	Raghunathganj	0	0	#NUM!
45	Raipur	0	2240897	0
46	Rajkot	0	1637287	0
47	Ranchi	0	3283630	0
48	Saharsa	101574	1010251	10.05
49	Shillong	0	1568538	0
50	Shimla	0	2852395	0
51	Siliguri	69334	3345217	2.07
52	Srinagar	0	3312514	0
53	Trivandrum	0	4949300	0
54	Varanasi	195144	5344904	3.65
55	Vatakara	29850	1828471	1.63
56	Vijayawada	132712	1911393	6.94
57	Vishakhapatnam	95112	1135926	8.37
	<b>Total</b>	<b>2794202</b>	<b>158188699</b>	<b>1.77</b>

\*MMR not received from RC Jodhpur

**Table 40** Regional Centre wise expenditure on tours and travels in OCTOBER 2023.

S. No.	Name of Regional Center	Travel and hiring of taxi	Total Expenditure	% of total expenditure
1	Agartala	0	1007982	0
2	Ahmedabad	0	2865427	0
3	Aizwal	0	1552432	0
4	Aligarh	0	0	0
5	Angul	0	684695	0
6	Bangalore	0	3250801	0
7	Bhagalpur	0	1226979	0
8	Bhopal	6985	3056712	0.23
9	Bhubaneswar	13548	4742769	0.29
10	Bijapur	7077	656572	1.08
11	Chandigarh	0	1372257	0
12	Chennai	0	3680625	0
13	Cochin	0	4142510	0
14	Darbhanga	0	890334	0
15	Dehradun	0	2449197	0
16	Delhi-1	11120	4789902	0.23
17	Delhi-2	39370	9879771	0.4
18	Delhi-3	34256	1803986	1.9
19	Deoghar	2336	2180159	0.11
20	Gangtok	0	1733752	0
21	Guwahati	950	2499384	0.04
22	Hyderabad	11886	2836523	0.42
23	Imphal	0	1798761	0
24	Itanagar	18900	580106	3.26
25	Jabalpur	0	1726556	0
26	Jaipur	8896	2901733	0.31
27	Jammu	0	13569842	0
28	Jodhpur	0	0	0
29	Jorhat	0	815294	0
30	Karnal	0	1503058	0
31	Khanna	0	1384201	0
32	Kohima	14672	1021363	1.44
33	Kolkata	5516	10384477	0.05
34	Koraput	0	2005203	0
35	Lucknow	20157	3482704	0.58
36	Madurai	0	1658436	0
37	Mumbai	8616	1782183	0.48
38	Nagpur	15766	1981842	0.8
39	NOIDA	13444	4813131	0.28
40	Panaji	800	1678268	0.05
41	Patna	22010	4889599	0.45

42	Port Blair	0	2110691	0
43	Pune	1990	6377759	0.03
44	Raghunathganj	0	0	#NUM!
45	Raipur	8956	2240897	0.4
46	Rajkot	0	1637287	0
47	Ranchi	0	3283630	0
48	Saharsa	0	1010251	0
49	Shillong	0	1568538	0
50	Shimla	9950	2852395	0.35
51	Siliguri	0	3345217	0
52	Srinagar	7819	3312514	0.24
53	Trivandrum	14115	4949300	0.29
54	Varanasi	0	5344904	0
55	Vatakara	0	1828471	0
56	Vijayawada	0	1911393	0
57	Vishakhapatnam	800	1135926	0.07
	<b>Total</b>	<b>299935</b>	<b>158188699</b>	<b>0.19</b>

\*MMR not received from RC Jodhpur

**Table 41** Regional Centre wise expenditure on meetings/orientations/workshops' in OCTOBER 2023.

S. No.	Name of Regional Center	Meeting/ workshop/Orientation Programme etc	Total Expenditure	% of total expenditure
1	Agartala	0	1007982	0
2	Ahmedabad	0	2865427	0
3	Aizwal	0	1552432	0
4	Aligarh	0	0	#NUM!
5	Angul	0	684695	0
6	Bangalore	0	3250801	0
7	Bhagalpur	0	1226979	0
8	Bhopal	0	3056712	0
9	Bhubaneswar	176205	4742769	3.72
10	Bijapur	0	656572	0
11	Chandigarh	0	1372257	0
12	Chennai	0	3680625	0
13	Cochin	0	4142510	0
14	Darbhanga	0	890334	0
15	Dehradun	0	2449197	0
16	Delhi-1	0	4789902	0
17	Delhi-2	0	9879771	0
18	Delhi-3	0	1803986	0
19	Deoghar	0	2180159	0
20	Gangtok	4400	1733752	0.25
21	Guwahati	0	2499384	0
22	Hyderabad	0	2836523	0
23	Imphal	0	1798761	0
24	Itanagar	0	580106	0
25	Jabalpur	0	1726556	0
26	Jaipur	1342	2901733	0.05
27	Jammu	0	13569842	0
28	Jodhpur	0	0	#NUM!
29	Jorhat	0	815294	0
30	Karnal	0	1503058	0
31	Khanna	0	1384201	0
32	Kohima	8000	1021363	0.78
33	Kolkata	0	10384477	0
34	Koraput	0	2005203	0
35	Lucknow	0	3482704	0
36	Madurai	0	1658436	0
37	Mumbai	0	1782183	0
38	Nagpur	11427	1981842	0.58
39	NOIDA	0	4813131	0
40	Panaji	16000	1678268	0.95



41	Patna	0	4889599	0
42	Port Blair	0	2110691	0
43	Pune	0	6377759	0
44	Raghunathganj	0	0	#NUM!
45	Raipur	0	2240897	0
46	Rajkot	0	1637287	0
47	Ranchi	0	3283630	0
48	Saharsa	0	1010251	0
49	Shillong	0	1568538	0
50	Shimla	0	2852395	0
51	Siliguri	0	3345217	0
52	Srinagar	0	3312514	0
53	Trivandrum	0	4949300	0
54	Varanasi	0	5344904	0
55	Vatakara	0	1828471	0
56	Vijayawada	0	1911393	0
57	Vishakhapatnam	0	1135926	0
	<b>Total</b>	<b>217374</b>	<b>158188699</b>	<b>0.14</b>

\*MMR not received from RC Jodhpur

**Table 42** Regional Centre wise expenditure on Printing/Publicity etc in OCTOBER 2023.

S. No.	Name of Regional Center	Printing/Publicity	Total Expenditure	% of total expenditure
1	Agartala	0	1007982	0
2	Ahmedabad	0	2865427	0
3	Aizwal	0	1552432	0
4	Aligarh	0	0	#NUM!
5	Angul	0	684695	0
6	Bangalore	3000	3250801	0.09
7	Bhagalpur	0	1226979	0
8	Bhopal	0	3056712	0
9	Bhubaneswar	1740	4742769	0.04
10	Bijapur	0	656572	0
11	Chandigarh	0	1372257	0
12	Chennai	0	3680625	0
13	Cochin	0	4142510	0
14	Darbhanga	0	890334	0
15	Dehradun	1020	2449197	0.04
16	Delhi-1	0	4789902	0
17	Delhi-2	0	9879771	0
18	Delhi-3	25488	1803986	1.41
19	Deoghar	708	2180159	0.03
20	Gangtok	2197	1733752	0.13
21	Guwahati	0	2499384	0
22	Hyderabad	0	2836523	0
23	Imphal	0	1798761	0
24	Itanagar	13406	580106	2.31
25	Jabalpur	0	1726556	0
26	Jaipur	13460	2901733	0.46
27	Jammu	0	13569842	0
28	Jodhpur	0	0	#NUM!
29	Jorhat	15600	815294	1.91
30	Karnal	0	1503058	0
31	Khanna	0	1384201	0
32	Kohima	9440	1021363	0.92
33	Kolkata	0	10384477	0
34	Koraput	0	2005203	0
35	Lucknow	3250	3482704	0.09
36	Madurai	0	1658436	0
37	Mumbai	0	1782183	0
38	Nagpur	0	1981842	0
39	NOIDA	0	4813131	0
40	Panaji	0	1678268	0
41	Patna	144362	4889599	2.95
42	Port Blair	11030	2110691	0.52

43	Pune	0	6377759	0
44	Raghunathganj	0	0	#NUM!
45	Raipur	0	2240897	0
46	Rajkot	0	1637287	0
47	Ranchi	0	3283630	0
48	Saharsa	0	1010251	0
49	Shillong	3780	1568538	0.24
50	Shimla	0	2852395	0
51	Siliguri	0	3345217	0
52	Srinagar	18750	3312514	0.57
53	Trivandrum	0	4949300	0
54	Varanasi	0	5344904	0
55	Vatakara	0	1828471	0
56	Vijayawada	0	1911393	0
57	Vishakhapatnam	0	1135926	0
	<b>Total</b>	<b>267231</b>	<b>158188699</b>	<b>0.17</b>

\*MMR not received from RC Jodhpur

**Table 43** Regional Centre wise other expenditure in OCTOBER 2023.

S. No.	Name of Regional Center	Other Expenditure	Total Expenditure	% of total expenditure
1	Agartala	19068	1007982	1.89
2	Ahmedabad	82903	2865427	2.89
3	Aizwal	0	1552432	0
4	Aligarh	0	0	0
5	Angul	22733	684695	3.32
6	Bangalore	86142	3250801	2.65
7	Bhagalpur	1002	1226979	0.08
8	Bhopal	555700	3056712	18.18
9	Bhubaneswar	368631	4742769	7.77
10	Bijapur	31106	656572	4.74
11	Chandigarh	94837	1372257	6.91
12	Chennai	1957918	3680625	53.2
13	Cochin	306823	4142510	7.41
14	Darbhanga	145263	890334	16.32
15	Dehradun	323801	2449197	13.22
16	Delhi-1	546630	4789902	11.41
17	Delhi-2	439011	9879771	4.44
18	Delhi-3	211014	1803986	11.7
19	Deoghar	2103737	2180159	96.49
20	Gangtok	289373	1733752	16.69
21	Guwahati	72658	2499384	2.91
22	Hyderabad	584012	2836523	20.59
23	Imphal	39888	1798761	2.22
24	Itanagar	115356	580106	19.89
25	Jabalpur	29068	1726556	1.68
26	Jaipur	203609	2901733	7.02
27	Jammu	11555871	13569842	85.16
28	Jodhpur	0	0	0
29	Jorhat	41566	815294	5.1
30	Karnal	94117	1503058	6.26
31	Khanna	117986	1384201	8.52
32	Kohima	262128	1021363	25.66
33	Kolkata	2917992	10384477	28.1
34	Koraput	424987	2005203	21.19
35	Lucknow	514825	3482704	14.78
36	Madurai	256679	1658436	15.48
37	Mumbai	25844	1782183	1.45
38	Nagpur	482114	1981842	24.33
39	NOIDA	1165474	4813131	24.21
40	Panaji	42223	1678268	2.52
41	Patna	848517	4889599	17.35
42	Port Blair	927092	2110691	43.92

43	Pune	1731302	6377759	27.15
44	Raghunathganj	0	0	0
45	Raipur	349005	2240897	15.57
46	Rajkot	751684	1637287	45.91
47	Ranchi	1296317	3283630	39.48
48	Saharsa	26542	1010251	2.63
49	Shillong	121317	1568538	7.73
50	Shimla	1504087	2852395	52.73
51	Siliguri	181638	3345217	5.43
52	Srinagar	129882	3312514	3.92
53	Trivandrum	577293	4949300	11.66
54	Varanasi	1623104	5344904	30.37
55	Vatakara	33163	1828471	1.81
56	Vijayawada	54187	1911393	2.83
57	Vishakhapatnam	41376	1135926	3.64
	<b>Total</b>	<b>36728595</b>	<b>158188699</b>	<b>23.22</b>

\*MMR not received from RC Jodhpur

**PART IX – Expenditures On Functioning of Learner Support Centers**

**Table 44** Regional Centre wise expenditure on payment of salaries of Part-time functionaries of LSCs in OCTOBER 2023.

S.No.	Name of Regional Center	LSC/PSC/SSC Payments (Salary of Part Time functionaries)	Total Expenditure	% of total
1	Agartala	0	1007982	0
2	Ahmedabad	517060	2865427	18.04
3	Aizwal	442530	1552432	28.51
4	Aligarh	0	0	#NUM!
5	Angul	246730	684695	36.04
6	Bangalore	0	3250801	0
7	Bhagalpur	186872	1226979	15.23
8	Bhopal	328570	3056712	10.75
9	Bhubaneswar	554620	4742769	11.69
10	Bijapur	0	656572	0
11	Chandigarh	0	1372257	0
12	Chennai	61430	3680625	1.67
13	Cochin	1227983	4142510	29.64
14	Darbhanga	0	890334	0
15	Dehradun	0	2449197	0
16	Delhi-1	500	4789902	0.01
17	Delhi-2	0	9879771	0
18	Delhi-3	0	1803986	0
19	Deoghar	0	2180159	0
20	Gangtok	389070	1733752	22.44
21	Guwahati	539710	2499384	21.59
22	Hyderabad	0	2836523	0
23	Imphal	262020	1798761	14.57
24	Itanagar	0	580106	0
25	Jabalpur	0	1726556	0
26	Jaipur	1489401	2901733	51.33
27	Jammu	0	13569842	0
28	Jodhpur	0	0	#NUM!
29	Jorhat	0	815294	0
30	Karnal	0	1503058	0
31	Khanna	0	1384201	0
32	Kohima	0	1021363	0
33	Kolkata	838224	10384477	8.07
34	Koraput	392370	2005203	19.57
35	Lucknow	0	3482704	0
36	Madurai	0	1658436	0
37	Mumbai	0	1782183	0
38	Nagpur	326241	1981842	16.46
39	NOIDA	0	4813131	0
40	Panaji	317682	1678268	18.93

41	Patna	966099	4889599	19.76
42	Port Blair	88210	2110691	4.18
43	Pune	1533245	6377759	24.04
44	Raghunathganj	0	0	#NUM!
45	Raipur	203840	2240897	9.1
46	Rajkot	145950	1637287	8.91
47	Ranchi	0	3283630	0
48	Saharsa	0	1010251	0
49	Shillong	0	1568538	0
50	Shimla	0	2852395	0
51	Siliguri	1419532	3345217	42.43
52	Srinagar	990990	3312514	29.92
53	Trivandrum	0	4949300	0
54	Varanasi	1712547	5344904	32.04
55	Vatakara	668950	1828471	36.59
56	Vijayawada	223560	1911393	11.7
57	Vishakhapatnam	124230	1135926	10.94
	<b>Total</b>	<b>16198166</b>	<b>158188699</b>	<b>10.24</b>

\*MMR not received from RC Jodhpur



**Table 45** Regional Centre wise expenditure on payment for Counseling, Assignment Evaluation, Practical's etc in OCTOBER 2023.

S.No.	Name of Regional Center	LSC/PSC/SSC Payments (Counselling, Assignment Evaluation, Practical's etc)	Total Expenditure	% of total expenditure
1	Agartala	0	1007982	0
2	Ahmedabad	675573	2865427	23.58
3	Aizwal	27490	1552432	1.77
4	Aligarh	0	0	#NUM!
5	Angul	115775	684695	16.91
6	Bangalore	0	3250801	0
7	Bhagalpur	33880	1226979	2.76
8	Bhopal	0	3056712	0
9	Bhubaneswar	209483	4742769	4.42
10	Bijapur	0	656572	0
11	Chandigarh	31901	1372257	2.32
12	Chennai	0	3680625	0
13	Cochin	58009	4142510	1.4
14	Darbhanga	0	890334	0
15	Dehradun	80308	2449197	3.28
16	Delhi-1	1207190	4789902	25.2
17	Delhi-2	5132788	9879771	51.95
18	Delhi-3	0	1803986	0
19	Deoghar	5600	2180159	0.26
20	Gangtok	60242	1733752	3.47
21	Guwahati	83068	2499384	3.32
22	Hyderabad	32825	2836523	1.16
23	Imphal	213393	1798761	11.86
24	Itanagar	1850	580106	0.32
25	Jabalpur	0	1726556	0
26	Jaipur	876637	2901733	30.21
27	Jammu	836012	13569842	6.16
28	Jodhpur	0	0	#NUM!
29	Jorhat	0	815294	0
30	Karnal	0	1503058	0
31	Khanna	21462	1384201	1.55
32	Kohima	0	1021363	0
33	Kolkata	3743862	10384477	36.05
34	Koraput	0	2005203	0
35	Lucknow	0	3482704	0
36	Madurai	22868	1658436	1.38
37	Mumbai	401847	1782183	22.55
38	Nagpur	19033	1981842	0.96
39	NOIDA	67348	4813131	1.4
40	Panaji	114122	1678268	6.8

41	Patna	61688	4889599	1.26
42	Port Blair	0	2110691	0
43	Pune	960875	6377759	15.07
44	Raghunathganj	0	0	#NUM!
45	Raipur	513806	2240897	22.93
46	Rajkot	20250	1637287	1.24
47	Ranchi	0	3283630	0
48	Saharsa	0	1010251	0
49	Shillong	12650	1568538	0.81
50	Shimla	25740	2852395	0.9
51	Siliguri	489090	3345217	14.62
52	Srinagar	1310017	3312514	39.55
53	Trivandrum	2710329	4949300	54.76
54	Varanasi	0	5344904	0
55	Vatakara	277642	1828471	15.18
56	Vijayawada	221183	1911393	11.57
57	Vishakhapatnam	0	1135926	0
	<b>Total</b>	<b>20675836</b>	<b>158188699</b>	<b>13.07</b>

\*MMR not received from RC Jodhpur

**Table 46** Regional Centre wise expenditure on the functioning (salaries + counseling, assignments, evaluation) of LSCs in OCTOBER 2023.

S. No.	Name of Regional Center	Total expenses on LSCs functioning	Total Expenditure	% of total on LSC functioning
1	Agartala	0	1007982	0
2	Ahmedabad	1192633	2865427	41.62
3	Aizwal	470020	1552432	30.28
4	Aligarh	0	0	0
5	Angul	362505	684695	52.94
6	Bangalore	0	3250801	0
7	Bhagalpur	220752	1226979	17.99
8	Bhopal	328570	3056712	10.75
9	Bhubaneswar	764103	4742769	16.11
10	Bijapur	0	656572	0
11	Chandigarh	31901	1372257	2.32
12	Chennai	61430	3680625	1.67
13	Cochin	1285992	4142510	31.04
14	Darbhanga	0	890334	0
15	Dehradun	80308	2449197	3.28
16	Delhi-1	1207690	4789902	25.21
17	Delhi-2	5132788	9879771	51.95
18	Delhi-3	0	1803986	0
19	Deoghar	5600	2180159	0.26
20	Gangtok	449312	1733752	25.92
21	Guwahati	622778	2499384	24.92
22	Hyderabad	32825	2836523	1.16
23	Imphal	475413	1798761	26.43
24	Itanagar	1850	580106	0.32
25	Jabalpur	0	1726556	0
26	Jaipur	2366038	2901733	81.54
27	Jammu	836012	13569842	6.16
28	Jodhpur	0	0	0
29	Jorhat	0	815294	0
30	Karnal	0	1503058	0
31	Khanna	21462	1384201	1.55
32	Kohima	0	1021363	0
33	Kolkata	4582086	10384477	44.12
34	Koraput	392370	2005203	19.57
35	Lucknow	0	3482704	0
36	Madurai	22868	1658436	1.38
37	Mumbai	401847	1782183	22.55
38	Nagpur	345274	1981842	17.42
39	NOIDA	67348	4813131	1.4
40	Panaji	431804	1678268	25.73

41	Patna	1027787	4889599	21.02
42	Port Blair	88210	2110691	4.18
43	Pune	2494120	6377759	39.11
44	Raghunathganj	0	0	#NUM!
45	Raipur	717646	2240897	32.02
46	Rajkot	166200	1637287	10.15
47	Ranchi	0	3283630	0
48	Saharsa	0	1010251	0
49	Shillong	12650	1568538	0.81
50	Shimla	25740	2852395	0.9
51	Siliguri	1908622	3345217	57.06
52	Srinagar	2301007	3312514	69.46
53	Trivandrum	2710329	4949300	54.76
54	Varanasi	1712547	5344904	32.04
55	Vatakara	946592	1828471	51.77
56	Vijayawada	444743	1911393	23.27
57	Vishakhapatnam	124230	1135926	10.94
	<b>Total</b>	<b>36874002</b>	<b>158188699</b>	<b>23.31</b>

\*MMR not received from RC Jodhpur

**PART X - Staff Strength**

**Table 47** Regional Centre wise staff strength in OCTOBER 2023.

S. No.	Name of Regional Center	Academic Staff	Non Academic Staff	Daily Wage staff Engaged at Regional Centre	Daily Wage staff Engaged at Ware House	Security Guards	Total staff strength
1	Agartala	1	6	8	0	3	18
2	Ahmedabad	2	8	4	2	4	20
3	Aizwal	1	6	6	0	0	13
4	Aligarh	1	1	2	0	0	4
5	Angul	1	3	1	0	0	5
6	Bangalore	4	11	6	0	3	24
7	Bhagalpur	3	3	5	0	0	11
8	Bhopal	5	10	10	0	3	28
9	Bhubaneswar	4	9	10	0	6	29
10	Bijapur	2	0	6	0	0	8
11	Chandigarh	3	8	2	0	0	13
12	Chennai	2	10	0	0	3	15
13	Cochin	4	10	5	0	8	27
14	Darbhanga	2	5	7	0	4	18
15	Dehradun	3	10	4	0	3	20
16	Delhi-1	4	13	24	0	9	50
17	Delhi-2	6	16	32	0	5	59
18	Delhi-3	3	10	20	4	0	37
19	Deoghar	3	4	5	0	3	15
20	Gangtok	1	4	4	0	3	12
21	Guwahati	2	10	7	0	3	22
22	Hyderabad	3	11	3	0	3	20
23	Imphal	2	7	4	0	0	13
24	Itanagar	1	2	12	5	3	23
25	Jabalpur	4	5	6	0	6	21
26	Jaipur	4	14	6	0	3	27
27	Jammu	3	2	10	0	6	21
28	Jodhpur	0	0	0	0	0	0
29	Jorhat	1	4	5	0	3	13
30	Karnal	2	10	4	1	3	20
31	Khanna	2	4	11	0	4	21
32	Kohima	1	8	3	0	0	12
33	Kolkata	4	13	10	0	3	30
34	Koraput	4	3	6	0	3	16
35	Lucknow	5	11	5	0	9	30
36	Madurai	2	8	2	0	3	15
37	Mumbai	2	3	9	0	3	17
38	Nagpur	3	5	0	0	3	11
39	NOIDA	5	12	14	0	6	37
40	Panaji	2	2	7	0	3	14

41	Patna	4	14	4	0	4	26
42	Port Blair	1	5	6	0	0	12
43	Pune	3	7	5	0	0	15
44	Raghunathganj	0	0	0	0	0	0
45	Raipur	2	3	9	0	3	17
46	Rajkot	1	4	7	0	0	12
47	Ranchi	3	9	8	0	3	23
48	Saharsa	1	5	6	0	3	15
49	Shillong	3	9	7	0	4	23
50	Shimla	2	5	6	0	2	15
51	Siliguri	1	5	6	0	3	15
52	Srinagar	2	7	6	12	3	30
53	Trivandrum	3	3	12	0	6	24
54	Varanasi	3	7	6	0	3	19
55	Vatakara	2	1	7	0	0	10
56	Vijayawada	2	6	4	0	3	15
57	Vishakhapatnam	1	4	3	0	0	8
	<b>Total</b>	<b>141</b>	<b>375</b>	<b>387</b>	<b>24</b>	<b>161</b>	<b>1088</b>

**PART XI – Ratio : Expenditure, Enrolment and Staff**



**Table 48** Expenditure – staff ratio in the OCTOBER 2023

S.No.	Name of Regional Center	Total Expenditure	Staff strength	Ratio of Exp-Staff
1	Agartala	1007982	18	55999
2	Ahmedabad	2865427	20	143271.35
3	Aizwal	1552432	13	119417.85
4	Aligarh	0	4	0
5	Angul	684695	5	136939
6	Bangalore	3250801	24	135450.04
7	Bhagalpur	1226979	11	111543.55
8	Bhopal	3056712	28	109168.29
9	Bhubaneswar	4742769	29	163543.76
10	Bijapur	656572	8	82071.5
11	Chandigarh	1372257	13	105558.23
12	Chennai	3680625	15	245375
13	Cochin	4142510	27	153426.3
14	Darbhangha	890334	18	49463
15	Dehradun	2449197	20	122459.85
16	Delhi-1	4789902	50	95798.04
17	Delhi-2	9879771	59	167453.75
18	Delhi-3	1803986	37	48756.38
19	Deoghar	2180159	15	145343.93
20	Gangtok	1733752	12	144479.33
21	Guwahati	2499384	22	113608.36
22	Hyderabad	2836523	20	141826.15
23	Imphal	1798761	13	138366.23
24	Itanagar	580106	23	25222
25	Jabalpur	1726556	21	82216.95
26	Jaipur	2901733	27	107471.59
27	Jammu	13569842	21	646182.95
28	Jodhpur	0	0	#NUM!
29	Jorhat	815294	13	62714.92
30	Karnal	1503058	20	75152.9
31	Khanna	1384201	21	65914.33
32	Kohima	1021363	12	85113.58
33	Kolkata	10384477	30	346149.23
34	Koraput	2005203	16	125325.19
35	Lucknow	3482704	30	116090.13
36	Madurai	1658436	15	110562.4
37	Mumbai	1782183	17	104834.29
38	Nagpur	1981842	11	180167.45
39	NOIDA	4813131	37	130084.62
40	Panaji	1678268	14	119876.29

41	Patna	4889599	26	188061.5
42	Port Blair	2110691	12	175890.92
43	Pune	6377759	15	425183.93
44	Raghunathganj	0	0	#NUM!
45	Raipur	2240897	17	131817.47
46	Rajkot	1637287	12	136440.58
47	Ranchi	3283630	23	142766.52
48	Saharsa	1010251	15	67350.07
49	Shillong	1568538	23	68197.3
50	Shimla	2852395	15	190159.67
51	Siliguri	3345217	15	223014.47
52	Srinagar	3312514	30	110417.13
53	Trivandrum	4949300	24	206220.83
54	Varanasi	5344904	19	281310.74
55	Vatakara	1828471	10	182847.1
56	Vijayawada	1911393	15	127426.2
57	Vishakhapatnam	1135926	8	141990.75
	<b>Total</b>	<b>158188699</b>	<b>1088</b>	<b>145394.02</b>

**Table 49** Expenditure – enrollment (Fresh) ratio in the OCTOBER 2023

S. No.	Regional centre	Total Expenditure	Total enrollment	Expenditure-enrollment ratio
1	Agartala	1007982	4065	247.97
2	Ahmedabad	2865427	7288	393.17
3	Aizwal	1552432	3597	431.59
4	Aligarh	0	2275	0
5	Angul	684695	663	1032.72
6	Bangalore	3250801	10900	298.24
7	Bhagalpur	1226979	5712	214.81
8	Bhopal	3056712	6327	483.12
9	Bhubaneswar	4742769	13908	341.01
10	Bijapur	656572	2237	293.51
11	Chandigarh	1372257	11791	116.38
12	Chennai	3680625	4794	767.76
13	Cochin	4142510	18742	221.03
14	Darbhanga	890334	13003	68.47
15	Dehradun	2449197	9371	261.36
16	Delhi-1	4789902	43767	109.44
17	Delhi-2	9879771	65996	149.7
18	Delhi-3	1803986	40845	44.17
19	Deoghar	2180159	6333	344.25
20	Gangtok	1733752	2635	657.97
21	Guwahati	2499384	13332	187.47
22	Hyderabad	2836523	6908	410.61
23	Imphal	1798761	3671	489.99

24	Itanagar	580106	4206	137.92
25	Jabalpur	1726556	2536	680.82
26	Jaipur	2901733	11040	262.84
27	Jammu	13569842	21184	640.57
28	Jodhpur	0	4787	0
29	Jorhat	815294	5949	137.05
30	Karnal	1503058	37707	39.86
31	Khanna	1384201	14870	93.09
32	Kohima	1021363	2191	466.16
33	Kolkata	10384477	22376	464.09
34	Koraput	2005203	4369	458.96
35	Lucknow	3482704	11738	296.7
36	Madurai	1658436	3252	509.97
37	Mumbai	1782183	7762	229.6
38	Nagpur	1981842	3993	496.33
39	NOIDA	4813131	14783	325.59
40	Panaji	1678268	3529	475.56
41	Patna	4889599	37051	131.97
42	Port Blair	2110691	2142	985.38
43	Pune	6377759	7151	891.87
44	Raghunathganj	0	459	0
45	Raipur	2240897	3394	660.25
46	Rajkot	1637287	1418	1154.65
47	Ranchi	3283630	17247	190.39
48	Saharsa	1010251	11460	88.15
49	Shillong	1568538	5059	310.05
50	Shimla	2852395	27628	103.24
51	Siliguri	3345217	5605	596.83
52	Srinagar	3312514	27926	118.62
53	Trivandrum	4949300	14031	352.74
54	Varanasi	5344904	8474	630.74
55	Vatakara	1828471	19602	93.28
56	Vijayawada	1911393	3068	623.01
57	Vishakhapatnam	1135926	2522	450.41
	<b>Total</b>	<b>158188699</b>	<b>668669</b>	<b>236.57</b>

**Table 50** Enrollment (Fresh) – staff ratio in the OCTOBER 2023

S. No.	Regional centre	Total enrollment	Staff strength	Enroll-Staff ratio
1	Agartala	4065	18	225.83
2	Ahmedabad	7288	20	364.4
3	Aizwal	3597	13	276.69
4	Aligarh	2275	4	568.75
5	Angul	663	5	132.6
6	Bangalore	10900	24	454.17
7	Bhagalpur	5712	11	519.27
8	Bhopal	6327	28	225.96
9	Bhubaneswar	13908	29	479.59
10	Bijapur	2237	8	279.62
11	Chandigarh	11791	13	907
12	Chennai	4794	15	319.6
13	Cochin	18742	27	694.15
14	Darbhanga	13003	18	722.39
15	Dehradun	9371	20	468.55
16	Delhi-1	43767	50	875.34
17	Delhi-2	65996	59	1118.58
18	Delhi-3	40845	37	1103.92
19	Deoghar	6333	15	422.2
20	Gangtok	2635	12	219.58
21	Guwahati	13332	22	606
22	Hyderabad	6908	20	345.4
23	Imphal	3671	13	282.38
24	Itanagar	4206	23	182.87
25	Jabalpur	2536	21	120.76
26	Jaipur	11040	27	408.89
27	Jammu	21184	21	1008.76
28	Jodhpur	4787	0	#NUM!
29	Jorhat	5949	13	457.62
30	Karnal	37707	20	1885.35
31	Khanna	14870	21	708.1
32	Kohima	2191	12	182.58
33	Kolkata	22376	30	745.87
34	Koraput	4369	16	273.06
35	Lucknow	11738	30	391.27
36	Madurai	3252	15	216.8
37	Mumbai	7762	17	456.59
38	Nagpur	3993	11	363
39	NOIDA	14783	37	399.54
40	Panaji	3529	14	252.07
41	Patna	37051	26	1425.04

42	Port Blair	2142	12	178.5
43	Pune	7151	15	476.73
44	Raghunathganj	459	0	#NUM!
45	Raipur	3394	17	199.65
46	Rajkot	1418	12	118.17
47	Ranchi	17247	23	749.87
48	Saharsa	11460	15	764
49	Shillong	5059	23	219.96
50	Shimla	27628	15	1841.87
51	Siliguri	5605	15	373.67
52	Srinagar	27926	30	930.87
53	Trivandrum	14031	24	584.62
54	Varanasi	8474	19	446
55	Vatakara	19602	10	1960.2
56	Vijayawada	3068	15	204.53
57	Vishakhapatnam	2522	8	315.25
	<b>Total</b>	<b>668669</b>	<b>1088</b>	<b>614.59</b>

**PART XII – Use of Digital Media Platforms by Regional Centres**

**Table 51** Regional Centre wise Digital Media Platforms used

S. No.	Regional Centre	Digital Media Platforms used by the Regional Centre/LSC for Online Meetings & Academic Counselling
1.	Agartala	Google Meet, WhatsApp
2.	Ahmedabad	Google Meet, Zoom, Facebook, Youtube, Twitter, WhatsApp
3.	Aizwal	Google Meet, Zoom, Facebook, Youtube, Twitter, WhatsApp, Telegram and Instagram
4.	Angul	Google Meet, Zoom, Facebook, Youtube, Twitter
5.	Aligarh	Google Meet
6.	Bangalore	Google Meet
7.	Bhagalpur	Google Meet, Zoom, Facebook, Youtube, Twitter, WhatsApp, INSTAGRAM
8.	Bhopal	Google Meet, Zoom, Facebook, Youtube, Twitter, WhatsApp, Instragram
9.	Bhubaneswar	Google Meet
10.	Bijapur	Google Meet, Zoom, Facebook, Youtube, TEACHMINT WEBEX
11.	Chandigarh	Google Meet, Facebook
12.	Chennai	Google Meet
13.	Cochin	Google Meet, Facebook, Youtube, Twitter, Webex
14.	Darbhanga	Google Meet
15.	Dehradun	Google Meet, Zoom, Facebook, Youtube, Twitter, WhatsApp, Telegram, Instagram
16.	Delhi-1	Facebook, Youtube, Twitter
17.	Delhi-2	Google Meet, Zoom, Facebook
18.	Delhi-3	Google Meet, Zoom
19.	Deoghar	Google Meet, Zoom, Facebook, Youtube, Twitter
20.	Gangtok	Google Meet, Facebook, Youtube, Twitter, WhatsApp, EMAILS
21.	Guwahati	Google Meet, Zoom, Facebook, Youtube, Twitter, WhatsApp, Instagram
22.	Hyderabad	Google Meet, Youtube, Twitter, WhatsApp
23.	Imphal	Google Meet, Zoom, Facebook, Youtube, Twitter, WhatsApp, Telegram
24.	Itanagar	Google Meet, Zoom
25.	Jabalpur	Google Meet, WhatsApp, JioChat and JioMeet
26.	Jaipur	Google Meet, Zoom, Facebook, Youtube, Twitter, WhatsApp
27.	Jammu	Google Meet, Facebook, Youtube, Twitter, WhatsApp
28.	Jodhpur	Google Meet, Zoom, Facebook, Youtube, Twitter, WhatsApp, TELEGRAM CHANEL
29.	Jorhat	Google Meet, Zoom, Facebook, Youtube, Twitter, WhatsApp, Telegram
30.	Karnal	Google Meet, Zoom, Facebook, Youtube, Twitter, WhatsApp
31.	Khanna	Google Meet, Youtube
32.	Kohima	Google Meet
33.	Kolkata	Google Meet, Zoom, Facebook, Youtube, Twitter
34.	Koraput	Google Meet, Zoom, Facebook, Youtube, Twitter, WhatsApp
35.	Lucknow	Google Meet, Zoom, Facebook, Youtube, Twitter, WhatsApp
36.	Madurai	Google Meet

37.	Mumbai	Google Meet, Zoom, Facebook, Youtube, Twitter, WhatsApp, TELEGRAM
38.	Nagpur	Google Meet, Zoom, Facebook, Youtube, Twitter, WhatsApp, Instagram, Telegram
39.	NOIDA	Google Meet, Zoom, MS Teams
40.	Panaji	Google Meet
41.	Patna	Google Meet, Zoom, Facebook, Youtube, Twitter, WhatsApp, Instagram and Telegram
42.	Port Blair	Google Meet, Facebook, Youtube, Twitter
43.	Pune	0
44.	Raghunathganj	Google Meet, Zoom, Facebook, Youtube, Twitter
45.	Raipur	Google Meet, Zoom
46.	Rajkot	Google Meet, Zoom, Facebook, Youtube, Twitter, WhatsApp
47.	Ranchi	Google Meet, Zoom, Facebook, Youtube, Twitter, WhatsApp, Telegram
48.	Saharsa	Google Meet
49.	Shillong	Google Meet, Zoom, Facebook, Youtube, Twitter, WhatsApp, Telegram
50.	Shimla	Google Meet, CISCO Webex
51.	Siliguri	Google Meet
52.	Srinagar	Google Meet
53.	Trivandrum	Google Meet, Zoom, Facebook, Youtube, Twitter, WhatsApp
54.	Varanasi	Google Meet, Facebook, Youtube, Twitter, WhatsApp, Telegram
55.	Vatakara	Google Meet, Facebook, Youtube, Twitter, WhatsApp
56.	Vijayawada	Google Meet, Zoom, Facebook, Youtube, WhatsApp
57.	Vishakhapatnam	Google Meet, Zoom, Facebook, Youtube, Twitter



**Table 52** Regional Centre wise links of Facebook Page

S. No.	Regional Centre	Link of the RC Facebook Page
1.	Agartala	<a href="https://www.facebook.com/rcagartala">https://www.facebook.com/rcagartala</a>
2.	Ahmedabad	<a href="https://www.facebook.com/RC-Ahmedabad-IGNOU-104110155535759">https://www.facebook.com/RC-Ahmedabad-IGNOU-104110155535759</a>
3.	Aizwal	<a href="https://www.facebook.com/Ignouaizawlofficial">https://www.facebook.com/Ignouaizawlofficial</a>
4.	Aligarh	<a href="https://www.facebook.com/IGNOUALIGARHRC">https://www.facebook.com/IGNOUALIGARHRC</a>
5.	Angul	<a href="https://www.facebook.com/IgnourcAngul">https://www.facebook.com/IgnourcAngul</a>
6.	Bangalore	<a href="https://www.facebook.com/rcbangalore.ignou.ac.in">https://www.facebook.com/rcbangalore.ignou.ac.in</a>
7.	Bhagalpur	<a href="https://www.facebook.com/RCBhagalpur1">https://www.facebook.com/RCBhagalpur1</a>
8.	Bhopal	<a href="https://www.facebook.com/IGNOU-RC-Bhopal-106097091982988">https://www.facebook.com/IGNOU-RC-Bhopal-106097091982988</a>
9.	Bhubaneswar	<a href="https://www.facebook.com/IGNOURCBBSR/">https://www.facebook.com/IGNOURCBBSR/</a>
10.	Bijapur	<a href="https://www.facebook.com/ignou.bijapur.9">https://www.facebook.com/ignou.bijapur.9</a>
11.	Chandigarh	<a href="https://www.facebook.com/RCCHD">https://www.facebook.com/RCCHD</a>
12.	Chennai	<a href="https://www.facebook.com/profile.php?id=100043317313767">https://www.facebook.com/profile.php?id=100043317313767</a>
13.	Cochin	<a href="https://www.facebook.com/IGNOURegionalCentreCochin/">https://www.facebook.com/IGNOURegionalCentreCochin/</a>
14.	Darbhangha	<a href="https://www.facebook.com/ignourcdarbhangha/">https://www.facebook.com/ignourcdarbhangha/</a>
15.	Dehradun	<a href="https://www.facebook.com/IGNOU-RC-Dehradun-105070502276672">https://www.facebook.com/IGNOU-RC-Dehradun-105070502276672</a>
16.	Delhi-1	<a href="https://www.facebook.com/ignourcdelhi1">https://www.facebook.com/ignourcdelhi1</a>
17.	Delhi-2	<a href="https://www.facebook.com/ignourc2">https://www.facebook.com/ignourc2</a>
18.	Delhi-3	<a href="https://www.facebook.com/rcdelhi3">https://www.facebook.com/rcdelhi3</a>
19.	Deoghar	<a href="https://www.facebook.com/IGNOU-Regional-Centre-Deoghar-103524659069716/">https://www.facebook.com/IGNOU-Regional-Centre-Deoghar-103524659069716/</a>
20.	Gangtok	<a href="https://www.facebook.com/rcgangtok737102">https://www.facebook.com/rcgangtok737102</a>
21.	Guwahati	<a href="https://www.facebook.com/ignou.guwahati">https://www.facebook.com/ignou.guwahati</a>
22.	Hyderabad	<a href="https://www.facebook.com/ignou.Rch/ignou.hyderabadregionalcentre">www.facebook.com/ignou.Rch/ignou.hyderabadregionalcentre</a>
23.	Imphal	<a href="https://www.facebook.com/ignou.imphalrc">https://www.facebook.com/ignou.imphalrc</a>
24.	Itanagar	<a href="https://www.facebook.com/rcitanagarignou">facebook.com/rcitanagarignou</a> <a href="https://www.facebook.com/IGNOU-RC-Itanagar-100523476057676">https://www.facebook.com/IGNOU-RC-Itanagar-100523476057676</a>
25.	Jabalpur	<a href="https://www.facebook.com/ignourc.jabalpur.7">https://www.facebook.com/ignourc.jabalpur.7</a>
26.	Jaipur	<a href="https://www.facebook.com/OfficialpageRCJaipur">https://www.facebook.com/OfficialpageRCJaipur</a>
27.	Jammu	<a href="https://www.facebook.com/ignouregionalcenterjammu/">https://www.facebook.com/ignouregionalcenterjammu/</a>
28.	Jodhpur	<a href="https://www.facebook.com/jodhpurrc">https://www.facebook.com/jodhpurrc</a>
29.	Jorhat	<a href="https://www.facebook.com/IGNOU.Regional.Centre.Jorhat">https://www.facebook.com/IGNOU.Regional.Centre.Jorhat</a>
30.	Karnal	<a href="http://facebook.com/rckarnal10/">http://facebook.com/rckarnal10/</a>
31.	Khanna	<a href="https://www.facebook.com/ignoukhanna">https://www.facebook.com/ignoukhanna</a>
32.	Kohima	<a href="https://www.facebook.com/profile.php?id=100078183912435">https://www.facebook.com/profile.php?id=100078183912435</a>
33.	Kolkata	<a href="https://www.facebook.com/IGNOUKolkataOfficial">www.facebook.com/IGNOUKolkataOfficial</a>
34.	Koraput	<a href="https://www.facebook.com/IGNOU-RC-Koraput-112158028062844">https://www.facebook.com/IGNOU-RC-Koraput-112158028062844</a>
35.	Lucknow	<a href="https://www.facebook.com/ignou.rc.lucknow">Ignou RC Lucknow</a>
36.	Madurai	<a href="https://www.facebook.com/ignou.rcmadurai.1">https://www.facebook.com/ignou.rcmadurai.1</a>
37.	Mumbai	<a href="https://www.facebook.com/ignourcmumbai/">https://www.facebook.com/ignourcmumbai/</a>
38.	Nagpur	<a href="http://www.facebook.com/NagpurRC">http://www.facebook.com/NagpurRC</a>
39.	NOIDA	<a href="https://www.facebook.com/IGNOURCNOIDA">https://www.facebook.com/IGNOURCNOIDA</a>
40.	Panaji	<a href="https://www.facebook.com/08RCPANAJI">https://www.facebook.com/08RCPANAJI</a>

41.	Patna	<a href="https://www.facebook.com/ignourcpatna05">https://www.facebook.com/ignourcpatna05,</a> <a href="https://www.facebook.com/IGNOURCP">https://www.facebook.com/IGNOURCP</a>
42.	Port Blair	<a href="https://www.facebook.com/ignourcportblair">https://www.facebook.com/ignourcportblair</a>
43.	Pune	<a href="https://www.facebook.com/rc.pune.12/">https://www.facebook.com/rc.pune.12/</a>
44.	Raghunathganj	<a href="https://www.facebook.com/IGNOURaghunathganj">https://www.facebook.com/IGNOURaghunathganj</a>
45.	Raipur	<a href="https://www.facebook.com/ignouraipur.raipurcg">https://www.facebook.com/ignouraipur.raipurcg</a>
46.	Rajkot	<a href="https://www.facebook.com/IGNOURegionalCentreRajkot">https://www.facebook.com/IGNOURegionalCentreRajkot</a>
47.	Ranchi	<a href="https://www.facebook.com/ignou32ranchi/">https://www.facebook.com/ignou32ranchi/</a>
48.	Saharsa	<a href="https://www.facebook.com/profile.php?id=100014288821331">https://www.facebook.com/profile.php?id=100014288821331</a> <a href="https://www.facebook.com/rcsaharsa">https://www.facebook.com/rcsaharsa</a>
49.	Shillong	<a href="https://www.facebook.com/IGNOUshillong/">https://www.facebook.com/IGNOUshillong/</a>
50.	Shimla	<a href="https://www.facebook.com/ignouregionalcentreshimla/">https://www.facebook.com/ignouregionalcentreshimla/</a> & <a href="https://www.facebook.com/ignourcshimlalive/">https://www.facebook.com/ignourcshimlalive/</a>
51.	Siliguri	<a href="https://www.facebook.com/ignourc.siliguri.9">https://www.facebook.com/ignourc.siliguri.9</a>
52.	Srinagar	<a href="https://www.facebook.com/IgnouRegionalCentreSrinagar">https://www.facebook.com/IgnouRegionalCentreSrinagar</a>
53.	Trivandrum	<a href="https://www.facebook.com/ignourctvmofficial/?ref=pages_you_manage">https://www.facebook.com/ignourctvmofficial/?ref=pages_you_manage</a>
54.	Varanasi	<a href="https://www.facebook.com/ignouvns">https://www.facebook.com/ignouvns</a>
55.	Vatakara	<a href="https://www.facebook.com/IGNOU-Regional-Centre-Vatakara-100220378198817/">https://www.facebook.com/IGNOU-Regional-Centre-Vatakara-100220378198817/</a>
56.	Vijayawada	<a href="https://www.facebook.com/profile.php?id=100083559002878">https://www.facebook.com/profile.php?id=100083559002878</a>
57.	Vishakhapatnam	<a href="https://www.facebook.com/IGNOUVisakhapatnam/">https://www.facebook.com/IGNOUVisakhapatnam/</a>

**Table 53** Regional Centre wise usage of Facebook in OCTOBER 2023

S. No.	Name of Regional Center	Number of Posts on the RC Facebook Page for the month:	Total Number of Likes on the RC Facebook Page:	Total Number of followers of the RC Facebook Page:
1.	Agartala	15	1300	1700
2.	Ahmedabad	38	180	180
3.	Aizwal	5	1000	1300
4.	Aligarh	247	224	261
5.	Angul	25	25	2700
6.	Bangalore	166	1088	1220
7.	Bhagalpur	338	961	1244
8.	Bhopal	10	914	1000
9.	Bhubaneswar	63	2543	2598
10.	Bijapur	50	109	491
11.	Chandigarh	18	16602	19585
12.	Chennai	13	52	104
13.	Cochin	9	14000	18000
14.	Darbhanga	28	38	299
15.	Dehradun	62	514	1006
16.	Delhi-1	31	22900	26997
17.	Delhi-2	145	6100	7700
18.	Delhi-3	86	4400	10020
19.	Deoghar	13	295	318
20.	Gangtok	14	3850	4302
21.	Guwahati	73	2132	7700
22.	Hyderabad	24	826	3900
23.	Imphal	1	925	961
24.	Itanagar	6	453	2081
25.	Jabalpur	28	22	377
26.	Jaipur	59	3200	3700
27.	Jammu	30	2000	2800
28.	Jodhpur	0	0	0
29.	Jorhat	35	4100	4600
30.	Karnal	110	3700	4700
31.	Khanna	33	4500	5380
32.	Kohima	8	357	660
33.	Kolkata	79	6500	7800
34.	Koraput	60	621	852
35.	Lucknow	309	5000	5500
36.	Madurai	88	442	4219
37.	Mumbai	70	8620	10150
38.	Nagpur	197	14	1628
39.	NOIDA	529	2290	3058
40.	Panaji	16	1262	1549
41.	Patna	48	3100	3600

42.	Port Blair	20	1002	1042
43.	Pune	3	2	2500
44.	Raghunathganj	2	26	104
45.	Raipur	28	822	845
46.	Rajkot	51	93	427
47.	Ranchi	65	1705	2146
48.	Saharsa	14	1502	6900
49.	Shillong	18	1000	2324
50.	Shimla	64	3942	4721
51.	Siliguri	6	245	1231
52.	Srinagar	24	34000	45722
53.	Trivandrum	15	3400	3800
54.	Varanasi	53	4810	6181
55.	Vatakara	21	2	6100
56.	Vijayawada	79	150	1491
57.	Vishakhapatnam	10	30	799
	<b>Total</b>	<b>3652</b>	<b>179890</b>	<b>262573</b>

**Table 54** Regional Centre wise Twitter Handles and their links.

S. No.	Regional Centre	RC Twitter Handle:	Link of the RC Twitter Account:
1.	Agartala	@RcagartalaS	<a href="https://twitter.com/RcagartalaS">https://twitter.com/RcagartalaS</a>
2.	Ahmedabad	@centre_ignou	<a href="https://twitter.com/centre_ignou">https://twitter.com/centre_ignou</a>
3.	Aizwal	@IGNOUAizawl	<a href="https://twitter.com/IGNOUAizawl">https://twitter.com/IGNOUAizawl</a>
4.	Aligarh	IGNOUALIGARHRC	<a href="http://twitter.com/AligarhRc">http://twitter.com/AligarhRc</a>
5.	Angul	<a href="https://twitter.com@IgnourcAngul">https://twitter.com@IgnourcAngul</a>	<a href="https://twitter.com@IgnourcAngul">https://twitter.com@IgnourcAngul</a>
6.	Bangalore	@IgnouBangalore	<a href="https://twitter.com/ignoubangalore">https://twitter.com/ignoubangalore</a>
7.	Bhagalpur	@BhagalpurRc	<a href="https://twitter.com/BhagalpurRc">https://twitter.com/BhagalpurRc</a>
8.	Bhopal	@ignou_rcbhopal	@ignou_rcbhopal
9.	Bhubaneswar	IGNOU-Bhubaneswar@rcbhubaneswar	<a href="https://twitter.com/rcbhubaneswar">https://twitter.com/rcbhubaneswar</a>
10.	Bijapur	IgnouB	<a href="https://twitter.com/IgnouB">https://twitter.com/IgnouB</a>
11.	Chandigarh	@chandigarh_rc	<a href="https://twitter.com/chandigarh_rc">https://twitter.com/chandigarh_rc</a>
12.	Chennai	@RCCHENNAI1	<a href="https://twitter.com/RCCHENNAI1">https://twitter.com/RCCHENNAI1</a>
13.	Cochin	@IGNOU_RC_Cochin	<a href="https://twitter.com/ignou_rc_cochin?lang=en">https://twitter.com/ignou_rc_cochin?lang=en</a>
14.	Darbhanga	@rc_ignou	<a href="https://twitter.com/rc_ignou">https://twitter.com/rc_ignou</a>
15.	Dehradun	@DehradunIgnou	<a href="https://twitter.com/DehradunIgnou">https://twitter.com/DehradunIgnou</a>
16.	Delhi-1	@IGNOURCDELHI1	<a href="https://twitter.com/IGNOURCDELHI1">https://twitter.com/IGNOURCDELHI1</a>
17.	Delhi-2	IGNOU Regional Centre Delhi-2.	@ignou_2.
18.	Delhi-3	@ignourcdelhi3	<a href="https://twitter.com/ignourcdelhi3">https://twitter.com/ignourcdelhi3</a>
19.	Deoghar	ARVIND MANOJ KUMAR SINGH	<a href="https://twitter.com/search?q=%40rcdeoghar&amp;src=typed_query&amp;f=top">https://twitter.com/search?q=%40rcdeoghar&amp;src=typed_query&amp;f=top</a>
20.	Gangtok	@EntryRc	<a href="://twitter.com/EntryRc">://twitter.com/EntryRc</a>
21.	Guwahati	@GuwahatiIgnou	<a href="https://twitter.com/GuwahatiIgnou?t=kMcFcAtI76N1EdJJbrU0Dw&amp;s=09">https://twitter.com/GuwahatiIgnou?t=kMcFcAtI76N1EdJJbrU0Dw&amp;s=09</a>
22.	Hyderabad	@IGNOU_Hyderabad	<a href="https://twitter.com/IGNOU_Hyderabad">https://twitter.com/IGNOU_Hyderabad</a>
23.	Imphal	Ignou_Imphal	<a href="http://twitter.com/Ignou_Imphal">http://twitter.com/Ignou_Imphal</a>
24.	Itanagar	@ItanagarRc	<a href="https://twitter.com/ItanagarRC">https://twitter.com/ItanagarRC</a>
25.	Jabalpur	@IGNOURCJABALPUR	<a href="https://twitter.com/ignourcjabalpur">https://twitter.com/ignourcjabalpur</a>
26.	Jaipur	IGNOU RC Jaipur @ IgnouRc	<a href="https://twitter.com/IgnouRc">https://twitter.com/IgnouRc</a>
27.	Jammu	@ignourcjammu	<a href="https://twitter.com/ignourcjammu">https://twitter.com/ignourcjammu</a>
28.	Jodhpur	@IgnouJodhpur	<a href="https://twitter.com/IgnouJodhpur">https://twitter.com/IgnouJodhpur</a>
29.	Jorhat	: @ignou_jorhat_37	<a href="https://mobile.twitter.com/ignou_jorhat_37">https://mobile.twitter.com/ignou_jorhat_37</a>
30.	Karnal	@karnal_rc	<a href="https://twitter.com/karnal_rc">https://twitter.com/karnal_rc</a>
31.	Khanna	@ignourckhanna	<a href="https://twitter.com/ignourckhanna">https://twitter.com/ignourckhanna</a>
32.	Kohima	0	<a href="https://twitter.com/kohima_rc">https://twitter.com/kohima_rc</a>
33.	Kolkata	@IGNOUKolkata	<a href="www.twitter.com/IGNOUKolkata">www.twitter.com/IGNOUKolkata</a>
34.	Koraput	<a href="https://twitter.com/KoraputRc">https://twitter.com/KoraputRc</a>	<a href="https://twitter.com/KoraputRc">https://twitter.com/KoraputRc</a>
35.	Lucknow	@ignoulucknow	<a href="https://twitter.com/IGNOULucknow">https://twitter.com/IGNOULucknow</a>
36.	Madurai	@ignourcmadurai	<a href="https://twitter.com/IGNOU-Madurai">https://twitter.com/IGNOU-Madurai</a>

37.	Mumbai	@ignoumumbai	<a href="https://twitter.com/ignoumumbai?s=08">https://twitter.com/ignoumumbai?s=08</a>
38.	Nagpur	IGNOU RC NAGPUR @NagpurRC	<a href="https://twitter.com/indira_rc/">https://twitter.com/indira_rc/</a>
39.	NOIDA	@rcnoida	<a href="https://twitter.com/rcnoida">https://twitter.com/rcnoida</a>
40.	Panaji	@RcPanaji	<a href="https://twitter.com/RcPanaji">https://twitter.com/RcPanaji</a>
41.	Patna	@ignourcpatna	<a href="https://twitter.com/ignourcpatna">https://twitter.com/ignourcpatna</a>
42.	Port Blair	@IGNOUPortBlair	<a href="https://www.twitter.com/IGNOUPortblair">https://www.twitter.com/IGNOUPortblair</a>
43.	Pune	@IgnouPune	<a href="https://twitter.com/IgnouPune">https://twitter.com/IgnouPune</a>
44.	Raghunathganj	@rcraghunathganj	<a href="https://twitter.com/rcraghunathganj">https://twitter.com/rcraghunathganj</a>
45.	Raipur	@IGNOURaipurRc	<a href="https://twitter.com/@IGNOURaipurRc">https://twitter.com/@IGNOURaipurRc</a>
46.	Rajkot	@IGNOU_RC_Rajkot	<a href="https://twitter.com/IGNOU_RC_Rajkot">https://twitter.com/IGNOU_RC_Rajkot</a>
47.	Ranchi	@32ranchi	<a href="https://twitter.com/32rcranchi">https://twitter.com/32rcranchi</a>
48.	Saharsa	@IgnouSaharsa	<a href="https://twitter.com/IgnouSaharsa/with_replies?lang=en">https://twitter.com/IgnouSaharsa/with_replies?lang=en</a>
49.	Shillong	IGNOU RC SHILLONG	<a href="https://twitter.com/ignourcshillong">https://twitter.com/ignourcshillong</a>
50.	Shimla	@IgnouShimla	<a href="https://www.twitter.com/IgnouShimla">https://www.twitter.com/IgnouShimla</a>
51.	Siliguri	0	<a href="https://twitter.com/IGNOURCSILIGUR1">https://twitter.com/IGNOURCSILIGUR1</a>
52.	Srinagar	IGNOU Rc Srinagar Kashmir	@IGNOURCSRINAGAR
53.	Trivandrum	@rctrivandru1	<a href="https://twitter.com/Ignoutrivandru1">https://twitter.com/Ignoutrivandru1</a>
54.	Varanasi	@IGNOUVaranasi	<a href="https://twitter.com/IGNOUVaranasi">https://twitter.com/IGNOUVaranasi</a>
55.	Vatakara	@IVatakara	<a href="https://twitter.com/IVatakara">https://twitter.com/IVatakara</a>
56.	Vijayawada	IGNOU RC VIJAYAWADA	<a href="https://twitter.com/RcIgnou">https://twitter.com/RcIgnou</a>
57.	Vishakhapatnam	IGNOU RC, Visakhapatnam	IGNOU RC, Visakhapatnam

**Table 55** Regional Centre wise usage of Twitter in OCTOBER 2023

S. No.	Name of Regional Center	Number of posts on Twitter for the month	Total Number of followers of the RC Twitter handle
1.	Agartala	14	138
2.	Ahmedabad	15	340
3.	Aizwal	5	97
4.	Aligarh	201	157
5.	Angul	10	305
6.	Bangalore	166	680
7.	Bhagalpur	6117	476
8.	Bhopal	12	816
9.	Bhubaneswar	33	1420
10.	Bijapur	50	445
11.	Chandigarh	12	587
12.	Chennai	13	1255
13.	Cochin	5	793
14.	Darbhangha	5	199
15.	Dehradun	29	980
16.	Delhi-1	11	1949
17.	Delhi-2	1150	5550
18.	Delhi-3	91	1422
19.	Deoghar	15	185
20.	Gangtok	14	292
21.	Guwahati	73	1038
22.	Hyderabad	24	942
23.	Imphal	4	301
24.	Itanagar	7	244
25.	Jabalpur	14	399
26.	Jaipur	63	1117
27.	Jammu	30	670
28.	Jodhpur	0	0
29.	Jorhat	14	731
30.	Karnal	60	1358
31.	Khanna	38	1006
32.	Kohima	7	17
33.	Kolkata	76	1003
34.	Koraput	0	281
35.	Lucknow	40	2871
36.	Madurai	115	303
37.	Mumbai	90	3308
38.	Nagpur	203	1256
39.	NOIDA	516	2286
40.	Panaji	15	86

41.	Patna	48	3169
42.	Port Blair	20	69
43.	Pune	2	245
44.	Raghunathganj	0	0
45.	Raipur	31	302
46.	Rajkot	79	801
47.	Ranchi	17	1584
48.	Saharsa	13	290
49.	Shillong	10	324
50.	Shimla	26	346
51.	Siliguri	4	102
52.	Srinagar	11	1124
53.	Trivandrum	46	1041
54.	Varanasi	21	957
55.	Vatakara	17	164
56.	Vijayawada	36	393
57.	Vishakhapatnam	10	620
	<b>Total</b>	<b>9748</b>	<b>48834</b>



**Table 56** Regional Centre wise links of Youtube Channel

S. No.	Regional Centre	Link of the RC Youtube page:
1	Agartala	<a href="https://www.youtube.com/channel/UCMTj-G3rbjA5jCIqC3DMuqw">https://www.youtube.com/channel/UCMTj-G3rbjA5jCIqC3DMuqw</a>
2	Ahmedabad	<a href="https://www.youtube.com/channel/UCsQoiYAC4N91yYCPFWQKj2Q/featured">https://www.youtube.com/channel/UCsQoiYAC4N91yYCPFWQKj2Q/featured</a>
3	Aizwal	<a href="https://www.youtube.com/c/ignouaizawl">https://www.youtube.com/c/ignouaizawl</a>
4	Aligarh	<a href="https://www.youtube.com/channel/UC_iHluqavc1mkkanZQCI9EQ">https://www.youtube.com/channel/UC_iHluqavc1mkkanZQCI9EQ</a>
5	Bangalore	: <a href="https://www.youtube.com/channel/UCI_csaWUlln-w34jb3jN6RA">https://www.youtube.com/channel/UCI_csaWUlln-w34jb3jN6RA</a>
6	Bhagalpur	<a href="https://www.youtube.com/channel/UCyYpLIW-PVxAnAt0DjgfP5w">https://www.youtube.com/channel/UCyYpLIW-PVxAnAt0DjgfP5w</a>
7	Bhopal	<a href="https://www.youtube.com/channel/UCnKaOo4fwCtnPegf0Hz2n7A">https://www.youtube.com/channel/UCnKaOo4fwCtnPegf0Hz2n7A</a>
8	Bhubaneswar	<a href="https://www.youtube.com/channel/UCRHjPp9G-0RBR2IStfsIqBQ">https://www.youtube.com/channel/UCRHjPp9G-0RBR2IStfsIqBQ</a>
9	Bijapur	<a href="https://www.youtube.com/channel/UCq61ZIGvMAp0hfPCIp0ba2A">https://www.youtube.com/channel/UCq61ZIGvMAp0hfPCIp0ba2A</a>
10	Chandigarh	<a href="https://www.youtube.com/channel/UChAhidIahOaZKU9RjhbUcjQ">https://www.youtube.com/channel/UChAhidIahOaZKU9RjhbUcjQ</a>
11	Chennai	<a href="https://www/youtube.com/channel/UCgV22TOD7nhCfBgyU42sx5rQ">https://www/youtube.com/channel/UCgV22TOD7nhCfBgyU42sx5rQ</a>
12	Cochin	<a href="https://www.youtube.com/channel/UCJ3Yy8UXX3NnaFPeDXycMgQ">https://www.youtube.com/channel/UCJ3Yy8UXX3NnaFPeDXycMgQ</a>
13	Darbhanga	<a href="https://www.youtube.com/channel/UC5irL5vwTMNutzTVIAbVP4w">https://www.youtube.com/channel/UC5irL5vwTMNutzTVIAbVP4w</a>
14	Dehradun	<a href="https://www.youtube.com/channel/UCYr2p0BoA-OSaJPPWtT_qnA">https://www.youtube.com/channel/UCYr2p0BoA-OSaJPPWtT_qnA</a>
15	Delhi-1	<a href="https://www.youtube.com/c/IGNOURCDelhi1-07">https://www.youtube.com/c/IGNOURCDelhi1-07</a>
16	Delhi-2	IGNOU Regional Centre Delhi-2
17	Delhi-3	<a href="https://www.youtube.com/channel/UCB_4cA0tCfeQttOyvwkkGHA">https://www.youtube.com/channel/UCB_4cA0tCfeQttOyvwkkGHA</a>
18	Deoghar	<a href="https://www.youtube.com/channel/UCeFg6FMlb5GBrUM0C05hFbg">https://www.youtube.com/channel/UCeFg6FMlb5GBrUM0C05hFbg</a>
19	Gangtok	<a href="https://www.youtube.com/channel/UCBaZgKrComCdFSwAUHLFAIA">https://www.youtube.com/channel/UCBaZgKrComCdFSwAUHLFAIA</a>
20	Guwahati	<a href="https://youtube.com/channel/UCiWlhVRWaXiziqeat-fll6w">https://youtube.com/channel/UCiWlhVRWaXiziqeat-fll6w</a>
21	Hyderabad	<a href="https://www.youtube.com/rchyderabad">https://www.youtube.com/rchyderabad</a>
22	Imphal	<a href="https://www.youtube.com/channel/UCxFE6hc26FDkn-mNMvjutBw">https://www.youtube.com/channel/UCxFE6hc26FDkn-mNMvjutBw</a>
23	Itanagar	<a href="https://www.youtube.com/channel/UDE1736RXZlBkZaHeiKK184">https://www.youtube.com/channel/UDE1736RXZlBkZaHeiKK184</a>
24	Jabalpur	<a href="https://www.youtube.com/user/IGNOUjabalpur">https://www.youtube.com/user/IGNOUjabalpur</a>
25	Jaipur	<a href="https://www.youtube.com/c/rcjaipurignou23">https://www.youtube.com/c/rcjaipurignou23</a>
26	Jammu	<a href="https://www.youtube.com/channel/UCLEx1yiX4Aa5ioDOdsmaRkg">https://www.youtube.com/channel/UCLEx1yiX4Aa5ioDOdsmaRkg</a>
27	Jodhpur	<a href="https://www.youtube.com/channel/UC8axcSrvR3BZRSPHbW8QQWA">https://www.youtube.com/channel/UC8axcSrvR3BZRSPHbW8QQWA</a>
28	Jorhat	<a href="https://www.youtube.com/channel/UCuULhycO6VQmJqA3GWfaJ1A">https://www.youtube.com/channel/UCuULhycO6VQmJqA3GWfaJ1A</a>
29	Karnal	<a href="https://www.youtube.com/channel/UCQLy1RYq_vll1yAWI96C6Qg">https://www.youtube.com/channel/UCQLy1RYq_vll1yAWI96C6Qg</a>
30	Khanna	<a href="https://www.youtube.com/channel/UCLOKEx3Qek9LwSvyClx5j-Q">https://www.youtube.com/channel/UCLOKEx3Qek9LwSvyClx5j-Q</a>
31	Kohima	<a href="https://www.youtube.com/channel/UCTgXVEb1VbHGXAWXNSQCT2g">https://www.youtube.com/channel/UCTgXVEb1VbHGXAWXNSQCT2g</a>
32	Kolkata	<a href="http://www.youtube.com/c/IGNOURCKolkataOfficial">www.youtube.com/c/IGNOURCKolkataOfficial</a>
33	Koraput	<a href="https://www.youtube.com/channel/UC6x_6rT1b-b7g0lb7o1BuIQ/featured">https://www.youtube.com/channel/UC6x_6rT1b-b7g0lb7o1BuIQ/featured</a>
34	Lucknow	<a href="https://www.youtube.com/channel/UCaeD75ucKWeeKVmW_AUWAYg">https://www.youtube.com/channel/UCaeD75ucKWeeKVmW_AUWAYg</a>
35	Madurai	<a href="https://www.youtube.com/channel/UCPpO0bWJRRxEIuTF83swbVw">https://www.youtube.com/channel/UCPpO0bWJRRxEIuTF83swbVw</a>
36	Mumbai	<a href="https://www.youtube.com/channel/UCxjWrq2oZYJe_cCb6oW2XuA">https://www.youtube.com/channel/UCxjWrq2oZYJe_cCb6oW2XuA</a>
37	Nagpur	<a href="http://www.youtube.com/IGNOUNAGPUR">www.youtube.com/IGNOUNAGPUR</a>
38	NOIDA	<a href="https://www.youtube.com/channel/UC1Dlpdo414DaHQwAFdoaffQ">https://www.youtube.com/channel/UC1Dlpdo414DaHQwAFdoaffQ</a>
39	Panaji	<a href="https://www.youtube.com/channel/UCChfJnu7NJTxlrz6F0nZS9w">https://www.youtube.com/channel/UCChfJnu7NJTxlrz6F0nZS9w</a>
40	Patna	<a href="https://www.youtube.com/IGNOURCPatna05">https://www.youtube.com/IGNOURCPatna05</a>
41	Port Blair	<a href="https://www.youtube.com/channel/UC6JN19_wRe83WxTD_kntW3Q">https://www.youtube.com/channel/UC6JN19_wRe83WxTD_kntW3Q</a>
42	Pune	<a href="https://youtube.com/channel/UCWY_PKDE8TW-q8xtghmEheA">https://youtube.com/channel/UCWY_PKDE8TW-q8xtghmEheA</a>

43	Raghunathganj	<a href="http://www.youtube.com/channel/UC5jlojY8alRqXaOHR-sRDfg">www.youtube.com/channel/UC5jlojY8alRqXaOHR-sRDfg</a>
44	Raipur	<a href="https://www.youtube.com/channel/UCebuUcDvbr2oz-zNKtgKzwmw">https://www.youtube.com/channel/UCebuUcDvbr2oz-zNKtgKzwmw</a>
45	Rajkot	<a href="https://www.youtube.com/channel/UC6pVAhGJa0M3IZ4iACw4dsg">https://www.youtube.com/channel/UC6pVAhGJa0M3IZ4iACw4dsg</a>
46	Ranchi	<a href="https://www.youtube.com/c/rcranchi32">https://www.youtube.com/c/rcranchi32</a>
47	Saharsa	<a href="https://www.youtube.com/channel/UChNklI_fvaPrWhM30F2OsFw">https://www.youtube.com/channel/UChNklI_fvaPrWhM30F2OsFw</a>
48	Shillong	<a href="https://www.youtube.com/channel/UCe2e93Yt7QlfmUy1wB1uRww">https://www.youtube.com/channel/UCe2e93Yt7QlfmUy1wB1uRww</a>
49	Shimla	<a href="https://youtube.com/channel/UCzXXy5G9oAV3sb2QKF8HAFw">https://youtube.com/channel/UCzXXy5G9oAV3sb2QKF8HAFw</a> <a href="https://youtube.com/channel/UCtA7FTkL94QqfoKdQ5Vo4zQ">https://youtube.com/channel/UCtA7FTkL94QqfoKdQ5Vo4zQ</a>
50	Siliguri	<a href="https://www.youtube.com/channel/UCYage4DOztDzl6aNOOA-c7Q">https://www.youtube.com/channel/UCYage4DOztDzl6aNOOA-c7Q</a>
51	Srinagar	IGNOU RC SRINAGAR (Kashmir)
52	Trivandrum	<a href="https://www.youtube.com/channel/UCMRjn36VfmRIUSbs5GovBtg">https://www.youtube.com/channel/UCMRjn36VfmRIUSbs5GovBtg</a>
53	Varanasi	<a href="https://www.youtube.com/channel/UCFIBOXI2MARPjSjbxvA0QYg">https://www.youtube.com/channel/UCFIBOXI2MARPjSjbxvA0QYg</a>
54	Vatakara	<a href="https://www.youtube.com/c/RegionalCentreVatakara/videos">https://www.youtube.com/c/RegionalCentreVatakara/videos</a>
55	Vijayawada	<a href="https://www.youtube.com/channel/UCvlhyqNIHmxvvhxPIOxj41pQ">https://www.youtube.com/channel/UCvlhyqNIHmxvvhxPIOxj41pQ</a>
56	Vishakhapatnam	<a href="https://www.youtube.com/c/RCVisakhapatnam">https://www.youtube.com/c/RCVisakhapatnam</a>

**Table 57** Regional Centre wise usage of Youtube

<b>S. No.</b>	<b>Name of Regional Center</b>	<b>Number of posts on Youtube during the month:</b>	<b>Total Number of subscribers of the RC Youtube channel:</b>
1.	Agartala	0	200
2.	Ahmedabad	0	0
3.	Aizwal	1	898
4.	Aligarh	0	695
5.	Angul	0	0
6.	Bangalore	37	1050
7.	Bhagalpur	0	194
8.	Bhopal	1	1000
9.	Bhubaneswar	53	1907
10.	Bijapur	0	313
11.	Chandigarh	0	1007
12.	Chennai	0	242
13.	Cochin	42	85500
14.	Darbhanga	0	293
15.	Dehradun	2	1110
16.	Delhi-1	2	3380
17.	Delhi-2	0	197
18.	Delhi-3	0	2515
19.	Deoghar	0	15
20.	Gangtok	1	361
21.	Guwahati	0	1370
22.	Hyderabad	4	286
23.	Imphal	0	91
24.	Itanagar	0	163
25.	Jabalpur	0	781
26.	Jaipur	8	1660
27.	Jammu	2	645
28.	Jodhpur	0	0
29.	Jorhat	0	1611
30.	Karnal	1	1210
31.	Khanna	1	1767
32.	Kohima	0	150
33.	Kolkata	5	3200
34.	Koraput	0	58
35.	Lucknow	12	16800
36.	Madurai	4	252
37.	Mumbai	2	5460
38.	Nagpur	0	2720
39.	NOIDA	3	5202

40.	Panaji	0	292
41.	Patna	0	2530
42.	Port Blair	0	13
43.	Pune	0	4002
44.	Raghunathganj	0	0
45.	Raipur	1	12
46.	Rajkot	0	267
47.	Ranchi	0	4581
48.	Saharsa	1	239
49.	Shillong	0	130
50.	Shimla	6	1560
51.	Siliguri	1	71
52.	Srinagar	1	634
53.	Trivandrum	1	7860
54.	Varanasi	2	4251
55.	Vatakara	0	13400
56.	Vijayawada	4	666
57.	Vishakhapatnam	1	586
	<b>Total</b>	<b>199</b>	<b>185397</b>

*Annexure I Other Events organized by the RC*

**i. Bhopal**

**International Webinar on the theme, 'Imbibing Mission LiFE in Higher Education: Special Campaign 3.0'** dated 20<sup>th</sup> October 2023;15:00 to 18:00 Hours, IST

Submitted by: Dr. Smriti Gargava, ARD, RC Bhopal, Convener and Moderator of the Webinar

Submitted to: Dr. Bini Toms, RD RC Bhopal and Organiser of the webinar

Background:

“G20 New Delhi Leaders’ Declaration includes mainstreaming of lifestyles for Sustainable Development (LiFE); it commits collective action to embrace sustainable consumption patterns and mainstream lifestyles for sustainable Development. Higher Education Institutions (HEIs) being centers of ‘Knowledge Creation, Dissemination and Acquisition’ can contribute in imbibing the principles of Mission LiFE in Higher Education. UGC, India in June 2023 had issued Guidelines & Curriculum Framework for Environmental Education at the undergraduate level; HEIs need to take action to mainstream Mission LiFE in Higher Education and to share the practices adopted in this regard.”

Figure 1: Flyer of the Webinar:



Theme: 'Imbibing Mission LiFE in Higher Education: Special Campaign 3.0' dated 20<sup>th</sup>

Sub Themes:

1. Clean workplace and an efficient country
2. Traditional and age-old practices for a sustainable lifestyle
3. RRR (Reduce, Reuse Recycle) and sustainable development
4. Management of 'waste for the best'
5. Sharing/ Documentation of SHS (Cleanliness is Service) activities
6. Zero Waste events
7. Adopting Lifestyle For Environment (LiFE Actions)
8. Sharing of Best Practices

Resource Persons:

1. Mr. Lokendra Thakkar, Coordinator, SKCCC, Officer i/c SWA, Principal EIES, EPCO, Department of Environment, Government of MP, India.
2. Prof. Sanchi Shah, Professor, Environment Studies, SOITS, IGNOU, India.

Participants:

Total 150 learners- National IGNOU Online Learners and International IGNOU Online Learners of E Vidyabharti Project (attached to RC Bhopal) registered for the International and were encouraged to submit an abstract of 250 to 400 words on any of the given sub-themes. The participants were from 14 countries including Mauritius, India and Germany.

Indira Gandhi National Open University, INDIA Regional Centre Bhopal Time of countries of IGNOU Learners, as per IST (Indian Standard Time)			
Sl. No	Countries	Time as per IST	IST TIME
1	Congo	02.30pm	07.00 pm
2	Ghana	01.30pm	07.00 pm
3	Malawi	03.30pm	07.00 pm
4	Mauritius	05.30pm	07.00 pm
5	Mozambique	03.30pm	07.00 pm
6	Nigeria	02.30pm	07.00 pm
7	Somalia	04.30pm	07.00 pm
8	South Sudan	03.30pm	07.00 pm
9	Sudan	03.30pm	07.00 pm
10	Uganda	04.30pm	07.00 pm
11	Zambia	03.30pm	07.00 pm
12	Sierra Leone	01.30pm	07.00 pm
Reference link		<a href="https://dateful.com/time-zone-converter">https://dateful.com/time-zone-converter</a>	

Registration and abstract submission Google form Link - <https://forms.gle/3BP4BLwsTcLAZ8fR8>

Abstract selection for presentations during the webinar was done through the Jury of 5 Academics of RC Bhopal; selected 6 out of 50 Abstracts:

Organising Committee and Jury for abstract selection

Dr. Bini Toms, RD, RC Bhopal

Dr. Anshuman Upadhyay, DD, RC Bhopal

Ms. Kumud Verma, ARD, RC Bhopal

Dr. S. R. Nayak, ARD, RC Bhopal

Dr. Smriti Gargava, ARD, RC Bhopal (Convener)

Following 6 abstracts were selected by the Jury for Presentation during the Webinar –

Table 2:  
Selected Abstracts for “*Imbibing Mission LiFE in Higher Education: Special Campaign 3.0*”  
Date: 20/10/2023, Time: 1500 to 1745 hrs (IST)

Name	Gender	Designation /work description/any other	how are you connected with IGNOU?	Programme Name	Nationality
Mr. Sixpence Manuel	Male	Student	Student- EVB	(MBAOL)	Mozambique
Mr. Mohammed Buhari	Male	Assistant Lecturer	Student- EVB	MBA OL	Nigeria
Mr. Aman Kumar	Male	Social Activist, Author, Photographer, Designer and Journalist	Student - IOP	BSWGOL	Indian
Mr. Jibril Muhammad Abdulkarim	Male	Teacher	Student - EVB	CDM	Nigeria
Mr. Muhammad Khalid Haruna	Male	Student	Student - EVB	MBAOL	Nigerian
Ms. Jutta Gabriele Wenzel	Female	volunteer / working with refugees in Germany	Student - IOP	BSWGOL	German

Schedule of the Webinar:

Table 3: Webinar Schedule

<p>Indira Gandhi National Open University Regional Centre Bhopal Presents an <i>International Webinar on</i> “<i>Imbibing Mission LiFE in Higher Education: Special Campaign 3.0</i>” Date: 20/10/2023, Time: 1500 to 1745 hrs (IST) Google meet Link: <a href="https://meet.google.com/ppj-turt-csu">https://meet.google.com/ppj-turt-csu</a> TIME ZONE: IST (Indian Standard Time)</p>
--



Reference link: <https://dateful.com/time-zone-converter>

Sl.	Time (IST)	Activities	Resource Persons
1.	14:50	Background and Moderation	Dr. Smriti Gargava, ARD, IGNOU RC Bhopal
2.	15:00	Welcome Address	Dr. Bini Toms, RD, IGNOU RC Bhopal
3.	15:05	Blessings	Dr. S. Mohapatra Pro Vice Chancellor, IGNOU
4.	15:10	Opening remarks	Dr. U. C. Pandey, Director, RSD, IGNOU
5.	15:15	Introductions of the speakers/Resource Persons	Dr. Anshuman Upadhyay, DD, IGNOU RC Bhopal Ms. Kumud Verma, ARD, IGNOU RC Bhopal
6.	15:20	Speaker I	Mr. Lokendra Thakkar, Coordinator, SKCCC Officer i/c SWA, Principal, EIES, EPCO Dept. of Environment. GoMP
7.	15:40	Speaker II	Prof. Shachi Shah Professor, Environment Studies, SOITS IGNOU
8.	16:00	Open Session	Learners and Speakers
9.	16:15	Announcement of selected Presentations	Dr. S. R. Nayak, ARD, RC Bhopal
10.	16:20	Student Presentations followed by Feedback	Selected Learners Mr. Lokendra Thakkar Prof. Shachi Shah, Dr. U. C. Pandey, Dr. Bini Toms,
11.	17:45	Vote of Thanks	Dr. Anshuman Upadhyay, Dr. Smriti Gargava, (Convener) contact – <a href="mailto:smriti@ignou.ac.in">smriti@ignou.ac.in</a> 919425008729 (WA)
Google meet Link: <a href="https://meet.google.com/ppj-turt-csu">https://meet.google.com/ppj-turt-csu</a>			

Proceedings:

The Webinar Started on the Scheduled time with Welcome address by Dr. Bini Toms, Dr. U C Pandey, DRSD was present for a while during the webinar however, Dr. Mohapatra, PVC could not join due to some urgent travel.

Resource Persons took their sessions with their expertise in through PPTs followed by the through discussion. Mr. Lokendra Thakkar gave a descriptive presentation of Mission LiFE experiences in Madhya Pradesh as well the innovative experiments of EPCO in the area of Mission 3.0. the presentation was very insightful and balanced in sense of practicality. The participants were interested in the programmes of EPCO practiced in MP, India and were keen to know more with hands on experience. The PPT of Mr. Thakkar is attached as annexure 1.

Figure 2: Presentation By Mr. Lokendra Thakkar



Prof. Sachi Shah Presented about the Special Campaign 3.0, she gave a detailed introduction and activities observed by IGNOU in all over India.

Figure 3: Presentation by Prof Sanchi Shah

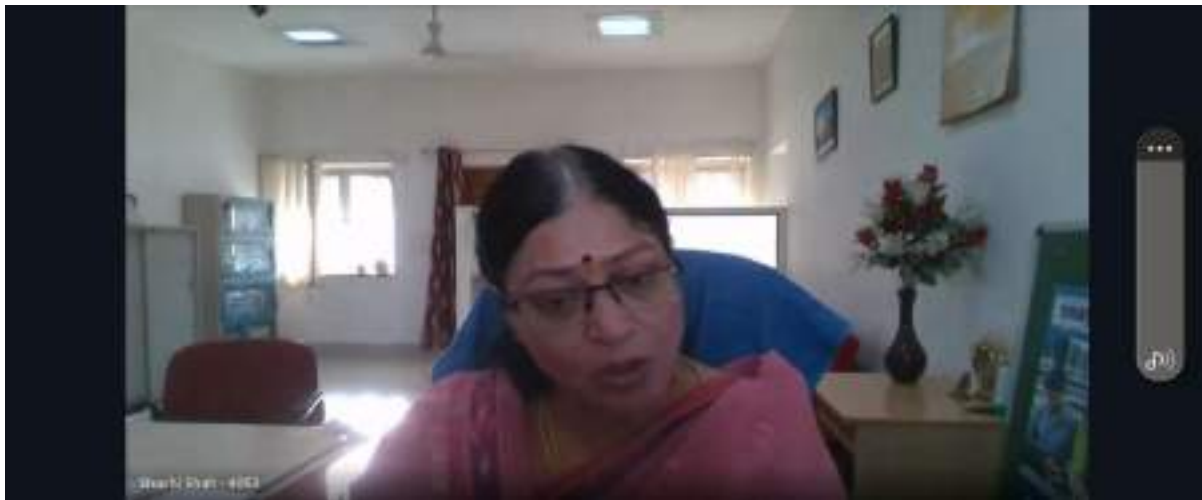


Figure 4: Discussions followed by the Presentations of Resource Persons

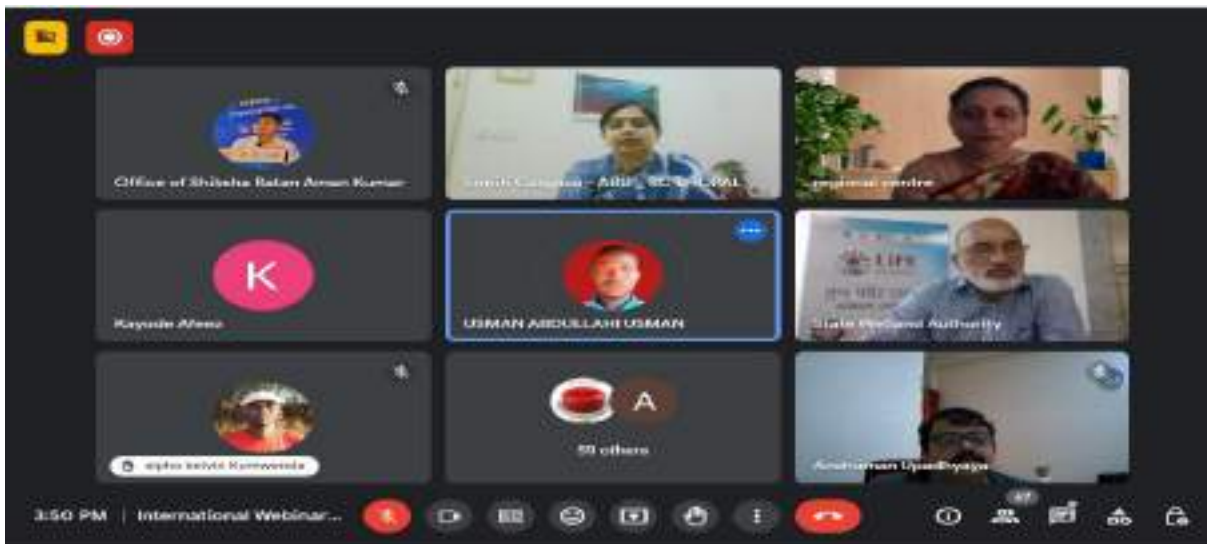


Figure 5: Presentation By Ms.Jutta Gabriele Wenzel

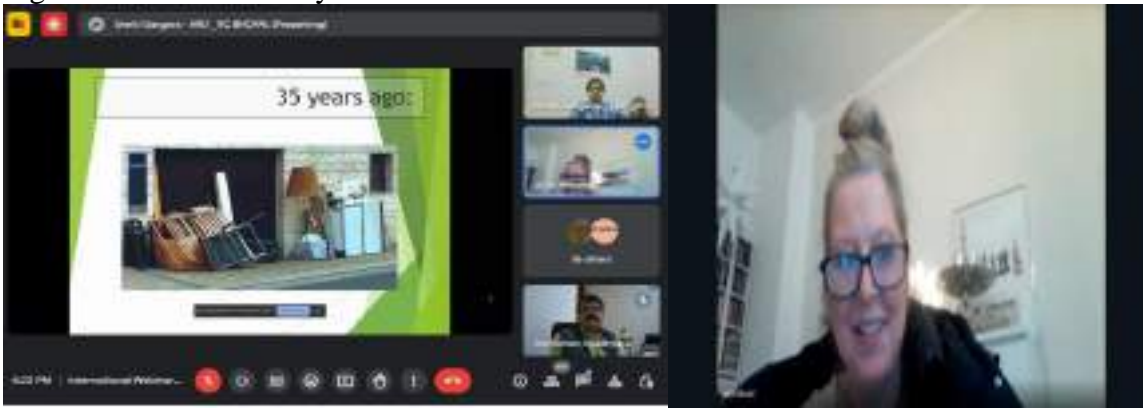


Figure 6: Presentation By Mr. Mohammed Buhari



Figure 7: Presentation By Mr. Muhammad Khalid Haruna




Figure 8: Presentation By



Figure 9: Learners Presentations received Feedback from the Academic Jury

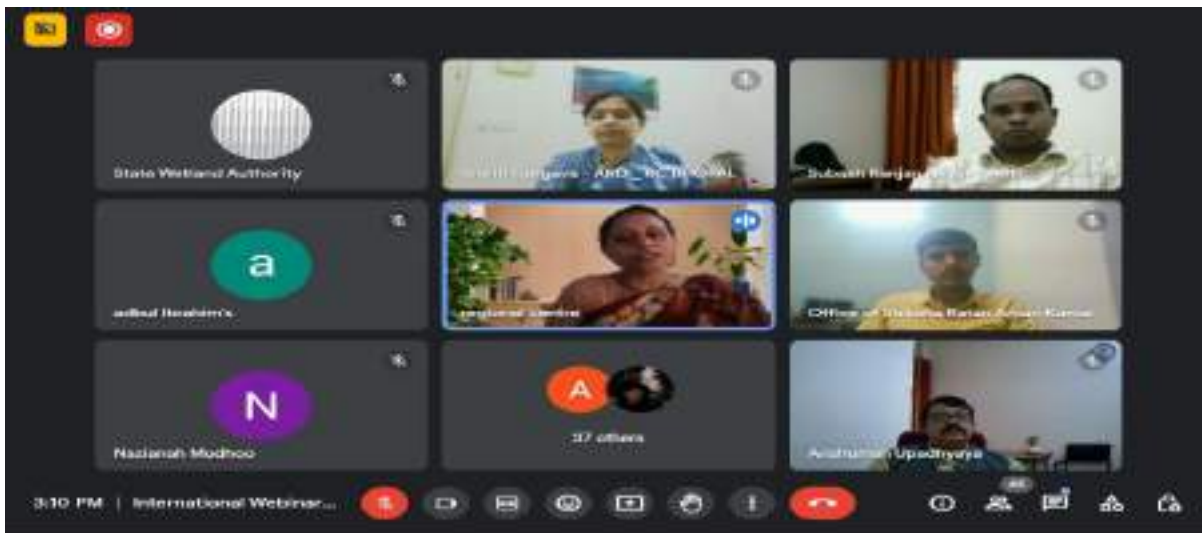


Figure10: Closing remarks by Dr. Bini Toms



Figure 11: Vote of Thanks by Dr. Anshuman Upadhyay



Webinar Recordings You Tube Link: <https://youtu.be/8NV-FjNUKGg>

Feedback:

The Webinar was found very useful and interactive and learners requested to organise such Webinar time to time on various topics. It was also proposed by the participants to organise a pre-conference workshop followed by an international Conference on the concerning research topic. Two Presentations of the selected learners could not be done due to internet unavailability in their region.

Conclusion:

The Webinar was the first international webinar experience of IGNOU RC Bhopal, however it was dealing with many international, NRI and National Online Learners through What's App, Google Meetings and Google Classroom, but webinar experience was innovative and encouraging.

**ii. Bhubaneswar**

## Community Sensitization Program Against Child MarriageKukupangi / 2

October 2023

---

India reported the highest number of child marriages in the world among other countries where this evil tradition is still in practice. Estimates show around 23.3% of girls between the age group of 20 -24 years have been married before they turned 18. Child marriage must be seen as a serious crime against children that violets their basic human rights. Major girls are forced to turned child brides and face mental trauma, physical and biological stress, loss of education. Our daughters also undergo child bearing at young age, which exposes them to serious health issues and some even die during child birth. World Health Organisation says minor girls are susceptible to Sexually Transmitted Diseases and turn anemicwhen married young. The problem is not only confined to few communities or rural areas butis also accepted as social custom in some religions, where girls after reaching puberty are deemed suitable for marriage even before they reach legal age of consent.

In this context a sensitization program for the community members especially womenwas organized in Kukupangi village to make the people aware about the consequences of child marriage and their role in prevention.

### Location

The sensitization program was organized in Kukupangi village of Hindol block of Dhenkanal district. This is a village with habitation of 384 population dominated by tribal (247). Rest are schedule castes and back ward communities.

Kukupangi village have been selected as one of the adopted villages by Indira Gandhi National Open University (IGNOU) Regional Centre, Bhubaneswar and assigned the responsibility to Viswa Yuva Kendra, Angul, a voluntary organization working for the development of the region since last three decades to undertake the activities in the village.

### Activity

A half day sensitization program was organized on the occasion of Gandhi Jayanti on 2<sup>nd</sup> October 2023 at

1 p.m. At the outset Ms. MadhusmitaMohapatra,

Program Coordinator Accessto Justice Program ofVYK welcome all theparticipant andbriefed about the objectives of organizing thesensitization program.



Mr. Manoj Kumar Mohapatra, Director VYK the resource person of the event spoke about the causes, effect and consequences of child marriage. Dhenkanal is one of the second districts of the state having low sex ratio, high child marriage (more than 25%) and other social issues like poverty, blind belief and superstitions among tribal. He told that, Child marriage has a significant negative impact on an individual's physical, mental, emotional, and social development and on education and economic opportunities. Both girls and boys are affected by child marriage, but girls are affected in much larger numbers and with greater intensity.

#### Impact on Girls

- Young girls in marriage are unable to take decisions regarding their body which leads to violation of their sexual rights.
- Marriage and pregnancy also force girls to drop out from schools and are unable to fulfill their aspirations in life.
- Girls face difficulty in adjusting to new family surroundings, are highly prone to domestic violence and subjected to mental trauma.
- Responsibility of managing family and household work at a young age is a huge psychological burden on girls.
- Child marriage being more common among poor communities, girls also must bear the economic responsibility of the family, pushing her into child-labor.
- Early marriage in case of girl leads to early pregnancy, compromising her rights and choices. Further, adolescent girls are physically and mentally not ready for pregnancy and responsibilities of child care.
- Adolescent pregnancies have serious health consequences both for the mother as well as the child. Infant mortality, maternal mortality, low birthweight, pre-maturity, and poor nutrition are some of the serious negative effects besides a high risk to the girl herself.
- Girls married early are unable to plan their families which results in too early, too closely spaced

and too many pregnancies.

This leads to adverse impact on health and nutrition of the mother and children.

- Girls married at a young age are also highly vulnerable to disappearance/neglected, especially if the husband is also young. There are many reported instances where young husbands do not remain committed to the marriage. The married girls are then found themselves in such a critical situation, where she and her children lives in a state of abandon/destitute with no support or limited support both from their maternal and in-laws.

## ସମ୍ବାଦ

**ଗାନ୍ଧୀ ଜୟନ୍ତୀ ପାଳିତ**  
ରାସୋଳ, ୪।୧୦  
(ଭୂମିପ): ଇନ୍ଦିରାଗାନ୍ଧୀ ମୁକ୍ତ  
ବିଶ୍ୱବିଦ୍ୟାଳୟ ଓ ବିଶ୍ୱ ସୁର  
କେନ୍ଦ୍ର ପକ୍ଷରୁ ମାଧ୍ୟମର  
ପଞ୍ଚାୟତ କୁକୁପର୍ଣ୍ଣି ଗ୍ରାମ  
କୋଠଘରଠାରେ ଏକ  
ପରୈଷଦ କାର୍ଯ୍ୟକ୍ରମ  
ଅନୁଷ୍ଠିତ ହୋଇଥିଲା। ଉକ୍ତ  
କାର୍ଯ୍ୟକ୍ରମରେ ବିଶ୍ୱ ସୁର କେନ୍ଦ୍ରର  
ସଂଯୋଜିକା ମଧୁସୂତା ମହାପାତ୍ର  
ଉପସ୍ଥିତ ପୁସ୍ତକପଢ଼ା  
ଗୋଷ୍ଠୀ କର୍ମୀମାନଙ୍କୁ ଗାନ୍ଧୀଙ୍କ  
ବିଷୟରେ କହିଥିଲେ। ବିଶ୍ୱ  
ସୁରକେନ୍ଦ୍ରର ନିର୍ଦ୍ଦେଶକ ମନୋଜ  
କୁମାର ମହାପାତ୍ର ବାଲ୍ୟ ବିବାହ  
ନିଷେଧ ଆଇନ୍ ପ୍ରମାଣରେ  
କହିଥିଲେ। ପରାମର୍ଶଦାତା  
ଗିରିଜା ନନ୍ଦନ ସାହୁ ଶିଶୁମାନଙ୍କ  
ଅଧିକାର ଓ ପୁରସ୍କା ପ୍ରମାଣରେ  
ଆଲୋଚନା କରିଥିଲେ।  
ଅଜୟବାହି କର୍ମୀ ପଞ୍ଚିତା  
ମହାନ୍ତି ବାଲ୍ୟବିବାହ ଏକ  
ଅପରାଧ ବୋଲି କହିଥିଲେ।  
ଶେଷରେ ବାଲ୍ୟ ବିବାହ ବନ୍ଦ  
ପାଇଁ ଶପଥଗ୍ରହଣ କରାଗଲା।



### Impact on Boys

- Child marriage has significant psychological impact on the boys due to sudden increase in family responsibility. Patriarchal norms that mandate men to earn and fulfill the needs of the family resulted in high stress to cope with managing and balancing family responsibility and income and survive and to support his dependents.
- Decline in self-confidence in managing his family, can result in the boy taking refuge in practices like alcohol, drugs and substance abuse.
- Boys too get deprived of education and skills and are compelled to get into unskilled low paid jobs at a very young age because of early marriage.

Mr. Mohapatra spoke about the laws relating the prevention of Child Marriage. He briefed about the Child Marriage Prohibition Act 2006. Finally, he suggested for a collective action of all section of community members to prevent child marriage from the village. A question answer session was also conducted to clarify doubts among the participants. At the end of the session a group pledge was taken by all the members.

The program was ended with vote of thanks by Mr. Girija Nandan Sahoo, Project Counselor, Access to Justice Program of Viswa Yuva Kendra.

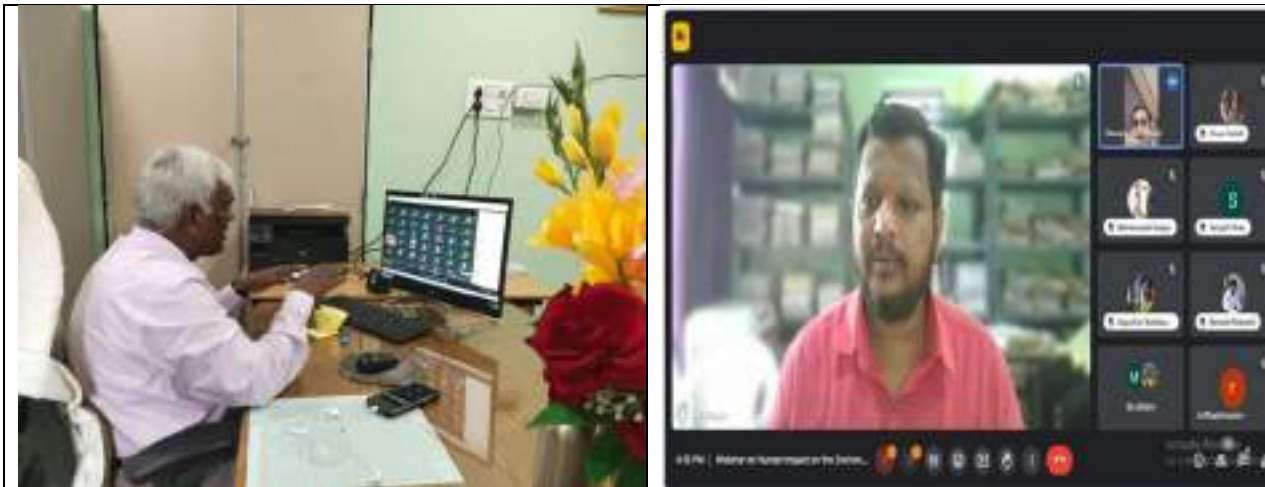


*The program has been supported by Indira Gandhi National Open University (IGNOU) Regional Centre, Bhubaneswar. Kukupangi is a tribal village of Dhenkanal district comes under the jurisdiction of Regional Centre has been adopted under Unnat Bharat Abhiyan, Government of India.*

### iii. Bijapur

#### Webinar on Human Impact on Environment

Regional Centre Bijapur organized webinar on Human Impacts on Environment under special campaign on 10<sup>th</sup> October 2023 through Google Meet. More than 80 learners were actively participated.



#### **iv. Chennai**

##### WEBINAR ON SUSTAINABLE DEVELOPMENT

on 12-10-23 @ 3 - 4 p.m

##### **Programme Schedule**

3.00 P.M Welcome address: Dr.SK.Zareena ARD

3.05 P.M Presidential Address: Dr.K.Panneerselvam Sr.Regional Director

3.10 P.M Keynote Address:

Resource Person: Dr.Sultan Ahmed Ismail, Member, State Planning Commission, Government of Tamil Nadu.

4.10 P.M Interaction: BY PARTICIPANTS

4.25 P.M Vote of Thanks: Sh. Venkat Bhargav Assistant Registrar

Resource Person: Dr Sultan Ahmed Ismail, M.Sc., M.Phil., Ph.D., D.Sc., Dip.Hr.Edn (9.10.1951) is presently Member, State Planning Commission, Government of Tamil Nadu. He is also the Task force member, State Planning Commission, Chhattisgarh Government; and Chairman for the Reconstituted High Level Expert Technical Committee – Hydrocarbon Project, Tamil Nadu Government; and Former Director of the Eco science Research Foundation, Chennai.

Teaching from 25th November 1974 he was the Head of the Department of Zoology and later the Department of Biotechnology, The New College, Chennai.

Has done extensive work (both research and applied) on ecology and

environment, earthworms and organic inputs since 1978. He has been associated with several institutions, farmers and self-help groups promoting the concepts of ecology, sustainability, organic concepts, waste management, waste water treatment, etc.

He was awarded the CAST ME award for 1994–95 in the UK, the “Arignar Anna Award” by the Department of Environment of the Government of Tamil Nadu for 2005, the “Award of Excellence” presented by His Excellency Governor of Jharkhand in Dec 2010, the “Friend of Nature Award” by the Rotary Club of Chennai Mitra, Jan 2017; the “Special Contribution Award for outstanding contribution to earthworm industry” at the 1st World Earthworm Industry Forum in China, June 2018; “Champion of Chennai” Award in August 2019, the “Beacon of Hope Award” by AISS, the “Annual Sir J C Bose Award” by the Indian Science Monitor during February 2020; and the Inspiring Humanitarian Award by the World Humanitarian Drive UK in May 2021. Classified as one among the “TOP 10” people of Tamil Nadu for 2013 by Anantha Vikathan

(leading Tamil Magazine) he has travelled widely in India and abroad, with rich expertise in environmental issues and has addressed more than 50000 people by this time. Member of the Tamil Nadu Curriculum Framework Committee to oversee syllabus revision and implementation for Classes 1 to 12 of the Government of Tamil Nadu (2018); and Chairman of the Scientific Review Committee, Initiative for Research and Innovation in Science (IRIS) program of the Ministry of Science and Technology, Government of India (since 2017); Vice President Preparatory Committee of the World Earthworm Industry Federation; Chairman of Dezhou Dr.Fa Earthworm Standardization Research Center Technical Steering Committee, China. His books “The Earthworm Book” and “Mann Makkal Mahasool (Tamil)” are popular among both academics and others interested in earthworms and soils, while his coordinated “simple tasks great concepts” is a boon to science teachers and students with 100 life science experiments which any child can perform without a laboratory. His earthworm book has been translated in Tamil, Chinese and Persian. He has published about 80 research and review papers in National and International Journals, guided 32 M.Phil, and 20 Ph.D, students. Please Google his name for more info about his work.

Welcome address: Dr.SK.Zareena ARD welcomed the Resource Person Dr. Sultan Ahmed Ismail, Member, State Planning Commission, Government of Tamil Nadu., Sr.Regional Director Dr.K.Panneerselvam, RC Chennai Staff members, Learners for attending the Webinar.

Presidential Address: Dr. K.Panneerselvam Sr.Regional Director Addressed the importance conducting the webinar on sustainable development, Importance of reduce, Reuse, Recycle and importance of swatchathahi seva programme, clearing of records, creating the space and revenue generation through waste disposal, advancement in Special Campaign 3.0.

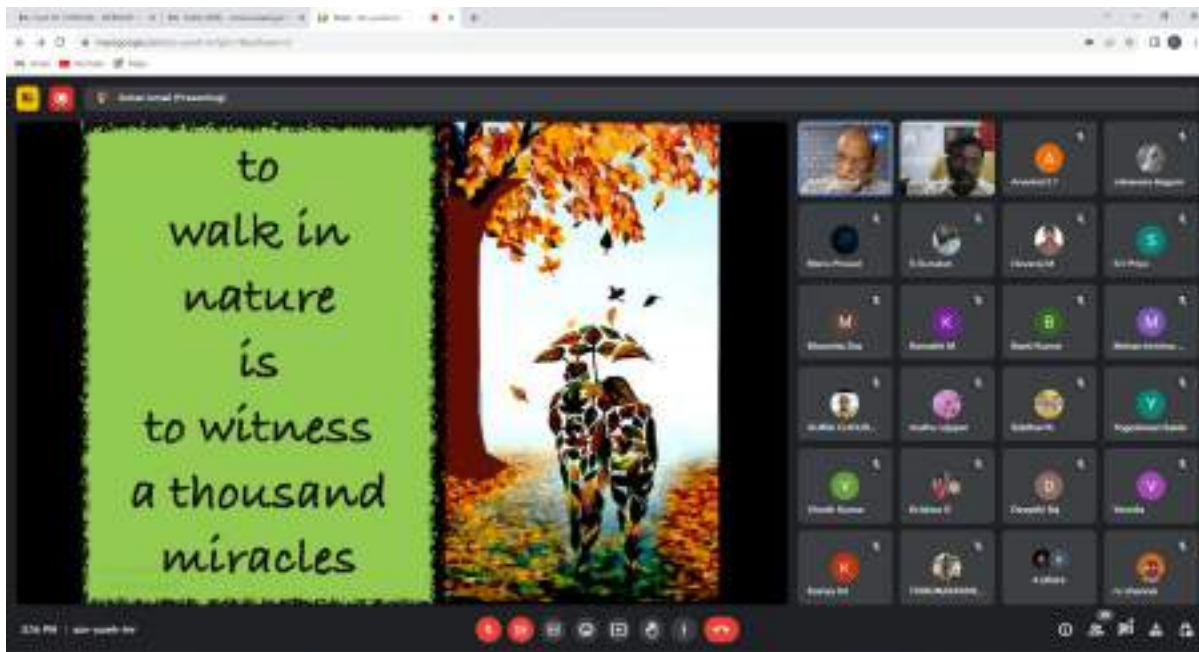
Resource Person: Dr Sultan Ahmed Ismail, Member, State Planning Commission, Government of Tamil Nadu delivered a thought provoking lecture with demonstrations through PPT covering the aspects of importance of Soil, Air, Water, difficulties with Pollution, Plastic usage, Deteriorating soil health has led to a sharp decline in the production of crops since 1990, quoted a recent report by the Delhi-based Indian Society of Soil Science. Extensive use of chemicals kills bacteria and microorganisms in the soil, making land uncultivable. Earthworms and termites are organisms which help increase soil health. In the olden days, after the harvest, the top portion of the crop was used for human consumption, the middle portion was used as a feed for animals and the bottom portion went back to the soil and supported the growth of microorganisms. But today so much salt is being dumped into the soil that it is losing important microbes and land has become uncultivable.

More salt means that the soil demands more water, which has also led to water scarcity in certain areas, The natural composting process goes through a series of biological sub processes: first action by mesophilic microorganisms on the C-substrate—the metabolic process produces heat (raising the temperature of the compost pile)—resulting in a subsequent second action by thermophilic microorganisms. When all of the C-substrate is depleted, the metabolic activity slows down with the temperature dropping and the mesophilic organisms becoming active while the thermophiles become dormant. This is the cure stage. The whole process in a natural system takes about 30 days (minimum). The 24-hour machines do not produce compost. They produce an end product of pulverised material.

Short-circuiting this natural biological process in composting is not acceptable and claims that this 24- or 48-hour thermal treatment process produces “compost” is misleading and wrong. By analogy, a baby takes 9 months in a mother’s womb to be fully formed and delivered. One cannot short-circuit this and have a baby delivered in one or two months. One should not violate Nature and its processes if we want to be environmentally responsible. The 24-hour composting machines are just waste disposal or waste reduction machines with or without using microorganisms. These materials can be used as feed. Care must be taken that these end products neither reach the soil nor the feed because stabilisation continues till completion of the decomposition of degradable organic compounds and re-organisation of other organic substances, which takes its own time depending on the constituents. There is no microorganism so far found that can hasten this process to be completed in 24 hours. If this “compost” is used without full stabilisation, it may prove to be harmful to the plants and also to the soil. This 24-hour process from machines can be useful probably to reduce the volume of waste for landfilling or for further processing.

Interaction: Learners interacted with the resource persons and clarified the doubts .

Vote of Thanks: Proposed by Sh.Venkat Bhargav, Assistant Registrar.





Zoom Meeting

SUSTAINABLE DEVELOPMENT GOALS

3:26 PM

Zoom Meeting

who eats more?  
elephant  
or  
dog

3:27 PM



1. A glass electric crystal is polished approximately 20,000 times (usually, velvet) inside the process into diameter at a particular point in time. The location of the horizontal thread in the process is highly sensitive.

2. An X- or Y-filtering screen is suspended by a great steel spring.

3. After a time delay, the insect cell is charged.

4. A charge is applied at the time the cell reaches the first attached drop.

5. The charged droplets are deflected by their pass between continuously charged plates.

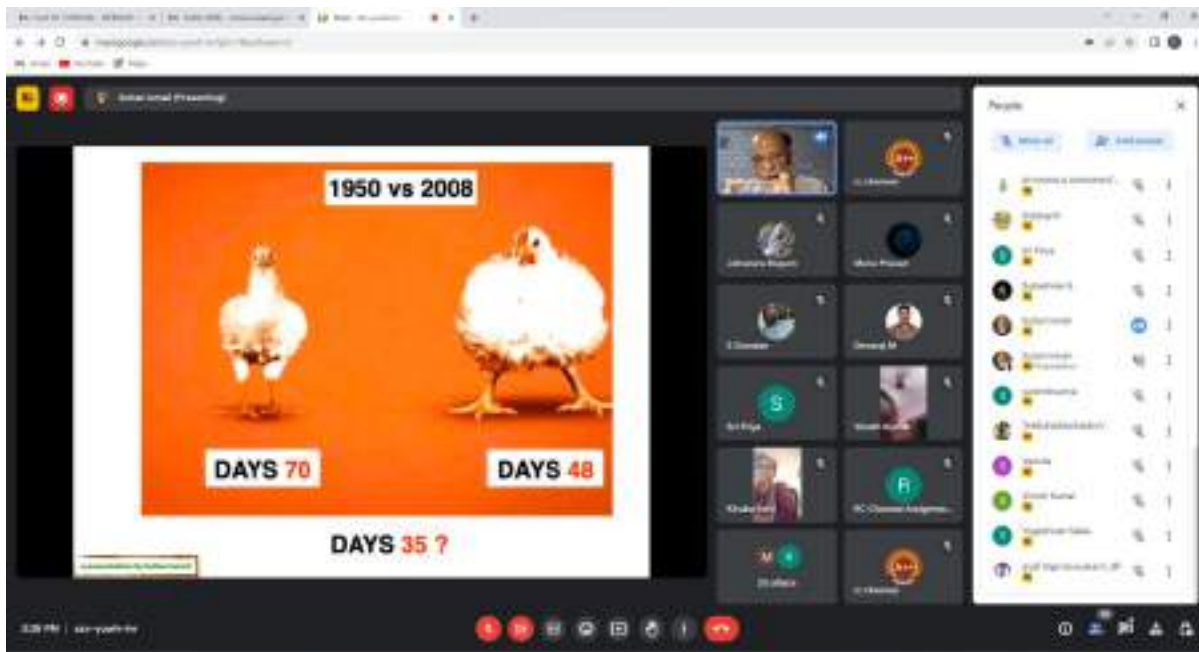
6. Particles can reach the electric pass straight down to water.

3:27 PM | 00-yashivir

Ecology  
Economy

₹ \$ ¥ £ €

3:24 PM | 00-yashivir



v. Cochin

s. No	Date of activity conducted/ planned	Topic	Activity	YouTube link
1	20.09.2023 & 21.09.2023	Mission LiFE advocacy based for <ol style="list-style-type: none"> <li>1. <b>Energy Saving Actions</b></li> <li>2. <b>Water Saving Actions</b></li> <li>3. <b>Single Use Plastic Reducing Actions</b></li> <li>4. <b>Sustainable Food Systems Adopting Actions</b></li> <li>5. <b>Waste Reducing Actions (Swachhata Actions)</b></li> <li>6. <b>Healthy Lifestyles Adopting Actions</b></li> <li>7. <b>E-Waste reducing Actions</b></li> </ol>	Scripts for 7 Videos planned and concept developed	
2	20.09.2023	Collection of Dry leaves from RC Campus	Collection of Dry leaves from RC Campus (Photo 1 & 2)	
3	21.09.2023	Video 1: Energy Saving Actions-experiences of staff	Wrote script for Video 1,Circular issued involving staff of RC and REC	
4	22.09.2023	Video 1: Energy Saving Actions-experiences of staff	Video prepared and uploaded in the YouTube Channel of RC	<a href="https://www.youtube.com/watch?v=3-4alCOT3fM&amp;list=PL-du1gIra7HLVSrw-1_ZBPC1N_2daorSf&amp;index=4">https://www.youtube.com/watch?v=3-4alCOT3fM&amp;list=PL-du1gIra7HLVSrw-1_ZBPC1N_2daorSf&amp;index=4</a>
5	22.09.2023	Cleaning of roof of bike stand of	Cleaning of roof of bike stand of	2 Videos prepared (pre-cleaning and after cleaning) and is under editing

s. No	Date of activity conducted/ planned	Topic	Activity	YouTube link
		Regional Centre Building	Regional Centre (Photo 3 & 4)	for uploading in RC YouTube Channel. The link will be sent later.
6	25.09.2023	Repair of nonworking UPS to reuse for office purpose was done in terms with Mission LiFE advocacy 08 Nos. of UPS were repaired.	Repair of nonworking UPS to reuse for office purpose was done in terms with Mission LiFE advocacy 08 Nos. of UPS were repaired.	
7	26.09.2023	Sought permission from authorities of Changampuzha Park, Edappally to undertake Ek Thaareek=Ek Ghanta 'Shramadaan'	Letter of request of seeking permission from authorities of Changampuzha Park, Edappally placed. Informed H.Qtrs.	
8	26.09.2023	Repair of non working Computer to reuse for office purpose was done in terms with Mission LiFE advocacy 05 Nos. of Computers were repaired.	Repair of non working Computer to reuse for office purpose was done in terms with Mission LiFE advocacy 05 Nos. of Computers were repaired.	
9	28.09.2023	Video 2:RECYCLE waste to art	Video prepared and uploaded in the YouTube Channel of RC	<a href="https://www.youtube.com/watch?v=GPRkY6MVCsE&amp;list=PL-du1gIra7HLVSrw-1_ZBPC1N_2daorSf&amp;index=5">https://www.youtube.com/watch?v=GPRkY6MVCsE&amp;list=PL-du1gIra7HLVSrw-1_ZBPC1N_2daorSf&amp;index=5</a>
10	29.09.2023	Self Check activity till 04.10.23 of non-working fixtures in all floors by employees under Special Campaign 3.0 - Corporate activity in Office Premises notified	Individual Employee Activity of RC/REC/LSC	

s. No	Date of activity conducted/ planned	Topic	Activity	YouTube link
		through Circular on 29.09.23		
11	29.09.2023	Self Check activity till 04.10.23 of leaking Tap in all floors by employees under special campaign 3.0 - Corporate activity in Office Premises notified through Circular on 29.09.23	Individual Employee Activity of RC/REC/LSC	
12	29.09.2023	Relevance of Special Campaign 3.0 for an Adult Learner and Beyond	Facebook live sessions planned on 22.09.2023 and held on 29.09.2023 Under Innovation club and Special Campaign 3.0 with Dr. J.S. Dorothy as Resource Person	The Facebook live Session was recorded and is under editing for uploading in RC YouTube Channel. The link will be sent later.
13	29.09.2023	Video 3: Recycling green waste from a garden	Video prepared and uploaded in the YouTube Channel of RC	<a href="https://www.youtube.com/watch?v=r2PxTzTb9Lw&amp;list=PL-du1gIra7HLVSrw-1_ZBPC1N_2daorSf&amp;index=6">https://www.youtube.com/watch?v=r2PxTzTb9Lw&amp;list=PL-du1gIra7HLVSrw-1_ZBPC1N_2daorSf&amp;index=6</a>
14	29.09.2023	Circular issued seeking voluntary participation to undertake Ek Thaareek=Ek Ghanta 'Shramadaan' at Changampuzha Park, Edappally	Circular issued seeking voluntary participation to undertake Ek Thaareek=Ek Ghanta 'Shramadaan' at Changampuzha Park, Edappally	

s. No	Date of activity conducted/ planned	Topic	Activity	YouTube link
15	01.10.2023	Ek Thaareek=Ek Ghanta 'Shramadaan' at Changampuzha Park, Edappally executed	Ek Thaareek=Ek Ghanta 'Shramadaan' at Changampuzha Park, Edappally executed	
16	02.10.2023	Documentation in <a href="https://swachhatahiseva.com">https://swachhatahiseva.com</a> about Ek Thaareek=Ek Ghanta 'Shramadaan' executed at Changampuzha Park, Edappally to get Certificate of Appreciation.	Certificate of Appreciation. obtained upon documentation in <a href="https://swachhatahiseva.com">https://swachhatahiseva.com</a> about Ek Thaareek=Ek Ghanta 'Shramadaan' executed at Changampuzha Park, Edappally	
17	02.10.2023	Video 4: REUSE disposable box as storage box	Video prepared and uploaded in the YouTube Channel of RC	<a href="https://www.youtube.com/watch?v=eRUJc0Kc7mg&amp;list=PL-du1gIra7HLVSrw-1_ZBPC1N_2daorSf&amp;index=7">https://www.youtube.com/watch?v=eRUJc0Kc7mg&amp;list=PL-du1gIra7HLVSrw-1_ZBPC1N_2daorSf&amp;index=7</a>
18	03.10.2023	Video 5: REDUCE preference for steel Tiffin box over disposable Tiffin box	Video prepared and uploaded in the YouTube Channel of RC	<a href="https://www.youtube.com/watch?v=bSJoz2FVIVQ&amp;list=PL-du1gIra7HLVSrw-1_ZBPC1N_2daorSf&amp;index=8">https://www.youtube.com/watch?v=bSJoz2FVIVQ&amp;list=PL-du1gIra7HLVSrw-1_ZBPC1N_2daorSf&amp;index=8</a>
19	20.09.2023 21.09.2023 & 03.10.2023	Video 7: <b>Water Saving Actions</b>  Video 8: <b>Single Use Plastic Reducing Actions</b>  Video 9: <b>Sustainable Food Systems Adopting Actions</b>  Video 10 : <b>Waste Reducing Actions (Swachhata Actions)</b>	The Four Videos were recorded involving staff of RC and REC	The Four Videos were recorded and is under editing for merging voice and PPT for uploading in RC YouTube Channel. The link will be sent later

s. No	Date of activity conducted/ planned	Topic	Activity	YouTube link
20	04.10.2023	Video 6:REPURPOSE plant in the glass pot	Video prepared and uploaded in the YouTube Channel of RC	<a href="https://www.youtube.com/watch?v=j uGJ-pUCnv4&amp;list=PL-du1gIra7HLVSrw-1_ZBPC1N_2daorSf&amp;index=9">https://www.youtube.com/watch?v=j uGJ-pUCnv4&amp;list=PL-du1gIra7HLVSrw-1_ZBPC1N_2daorSf&amp;index=9</a>
21	04.10.2023	Bio fuel for a sustainable future	Facebook live session planned on 22.09.2023 and held on 04.10.2023 Under Innovation club and Special Campaign 3.0 with Dr.Binod Parameswaran as Resource Person	The Facebook live Session was recorded and is under editing for uploading in RC YouTube Channel. The link will be sent later.
22	04.10.2023	5Rs for a sustainable living	Facebook live session planned on 21.09.2023 and held on 04.10.2023 Under Special Campaign 3.0 with Dr.Praseetha Unnikrishnan, AD as Resource Person	The Facebook live Session was recorded and is under editing for uploading in RC YouTube Channel. The link will be sent later.
	07.10.2023	Planned roadside garden cleaning planned on 20.09.23 which will be executed on 07.10.2023. Present status in Video 5	Planned roadside garden cleaning planned on 20.09.23 which will be executed on 07.10.2023. Present status in Photo 5.	
24	10.10.2023	Facebook live session	Facebook live session planned on 21.09.2023 and will be held on 10.10.2023 Under Special	The Facebook live Session will be recorded and uploaded in RC YouTube Channel. The link for the Facebook live will be sent later.

s. No	Date of activity conducted/ planned	Topic	Activity	YouTube link
			Campaign 3.0 with Dr. Jalajakumari V T, ARD as Resource Person	
25	13.10.2023	Facebook live session	Facebook live session planned on 21.09.2023 and will be held on 13.10.2023 Under Special Campaign 3.0 with Dr. S.Vijayaragavan , ARD as Resource Person	The Facebook live Session will be recorded and uploaded in RC YouTube Channel. The link for the Facebook live will be sent later.
26	Will be held before 14.10.2023	‘Why millets in our diet’	Under preparation at Resource Person’s end; Facebook live session planned on 21.09.2023 and will be held before 14.10.2023 Under Special Campaign 3.0	The Facebook live Session will be recorded and uploaded in RC YouTube Channel. The link for the Facebook live including the date of the event will be sent later.
27	Will be held before 14.10.2023	Integrating millets in Daily Diet – Why and How?	Under preparation at Resource Person’s end; Facebook live session planned on 21.09.2023 and will be held before 14.10.2023 Under Special Campaign 3.0	The Facebook live Session will be recorded and uploaded in RC YouTube Channel. The link for the Facebook live including the date of the event will be sent later.
28	Will be held before 14.10.2023	Domestic waste disposal	Under preparation at Resource Person’s end;	The Facebook live Session will be recorded and uploaded in RC YouTube Channel. The link for the



s. No .	Date of activity conducted/ planned	Topic	Activity	YouTube link
			Facebook live session planned on 21.09.2023 and will be held before 14.10.2023 Under Special Campaign 3.0	Facebook live including the date of the event will be sent later.

vi. Darbhanga

INDIRA GANDHI NATIONAL OPEN UNIVERSITY  
REGIONAL CENTRE DARBHANGA

**Saramdan For Swachhata, Online Webinar, Online Session, Induction Meeting, Panel**

**Discussion, Online Orientation Programme, Khadi Mahotsav**

1. RC Darbhanga and IGNOU LSC 05135P, Dr. Zakir Hussain Teacher's Training College, Laheriasarai, Darbhanga organized saramdan for swachhata of Ek Tarikh Ek Ghanta under Swachhata Pakhwada during 15<sup>th</sup> September to 02<sup>nd</sup> October 2023 on 01/10/2023 in which work of cleanliness programme from Dr. Zakir Hussain Campus to Karpuri Chowk. Learners of IGNOU participated In this programme.



2. Institutions Innovation Council (IIC) of IGNOU National Centre for Innovations in Distance Education (NCIDE) and Innovation Clubs, Regional Centre, Patna & Darbhanga organized webinar on creating an Ecosystem for start-ups in Bihar: Role of students & Faculty in IGNOU on 10/10/2023.



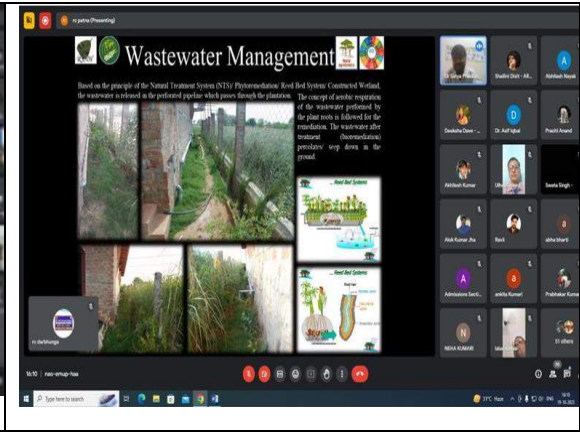
3. Online session jointly organized by RC Patna, Bhagalpur and Darbhanga on 13/10/2023 on efficient management of government office records categorization and retention planning under swachhata special campaign 3.0. Shri Sachin Chakrabarti participated as a resource person in this session.



4. Induction Meeting organized by RC Darbhanga in offline mode on 14/10/2023 at Dr. Zakir Hussai Teachers Training College, Laheriasarai, Darbhanga for the learners admitted in January 2023 session for the BED Programme.



5. Online Session organized by IGNOU RC Patna, Bhagalpur and Darbhanga on 19/10/2023 on ECO-ethical approach to waste management in indian perspective. Dr. Satya Prakash Mehra was participated as a resource person in this session.



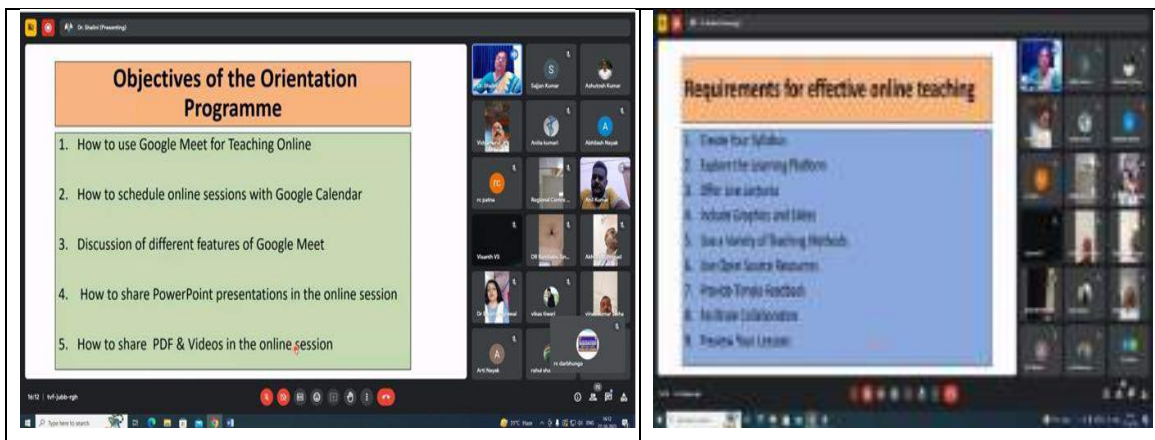
6. Institutions Innovation Council (IIC) of IGNOU National Centre for Innovations in Distance Education (NCIDE) and Innovation Clubs RC Patna, Bhagalpur and Darbhanga organized a panel discussion on struggle to triumph: The journey of my entrepreneurship on 20/10/2023.



7. Online webinar jointly organized by IGNOU RC Darbhanga, Patna and Bhagalpur on 26/10/2023 on safe environment for sustainable future : vision 2047.



8. Online Orientation Programme jointly organized on 27/10/2023 by IGNOU RC Patna, Darbhanga and Bhagalpur for Academic Counsellors on Effective Online Teaching. Dr. Shalini, ARD, RC Patna participated in this programme as a Resource Person.



9. Khadi Mahotsav celebrated by IGNOU RC Darbhanga on 27/10/2023. On this occasion, all staff members of RC Darbhanga participated in pledged and organized conversation on the importance of khadi among the staff members.



vii. Dehradun

**REPORT OF ACTIVITIES DONE ON 01 OCT 2023, SUNDAY ORGANIZED BY  
REGIONAL CENTRE DEHRADUN**

**(Ek Tareekh, Ek Ghanta, Ek Sath – Abhiyan)**

**Date:** 1<sup>st</sup> October 2023 (Sunday) at 10am to 11am

**Venue:** IGNOU Regional Centre, Tapovan, Dehradun

**Number of IGNOU employees/Staff participated:**

Twelve. All the Officers and Staff Members of IGNOU Regional Centre Dehradun participated in the event

**Number of learners' participation:** 20 (Twenty)

**Introduction (about the programme about 150-200 words)**

As per direction received from IGNOU Hqrs New Delhi, *Shramdan* was organized as a part of “Ek Tareekh, Ek Ghanta, Ek Sath – Abhiyan” on 1<sup>st</sup> Oct 2023 (Sunday) from 10am to 11am.

**Objectives of the programme (about 50-100 words):**

To carry out cleanliness drive for 1 hour in the campus of Regional Centre and to spread awareness about Swachhta among learners and masses

**Details of the programme (about 250-300 words indicating the different activities performed)**

1. The message of “Ek Tareekh, Ek Ghanta, Ek Sath – Abhiyan” was widely circulated through RC Website and different Social Media Platforms.
2. On 1<sup>st</sup> Oct 2023 (Sunday) *Shramdan* for Swachhta was organized at the Regional Centre campus at 10am to 11am. During this one hour *Shramdan*, cleaning of Regional Centre premises was done. All Officers and staff members cleaned their rooms as well as premises of the Regional Centre.
3. About 20 Students from nearby school were also invited to participate in the *Shramdan*.
4. A Swachhta rally was also organized at the end of *Shramdan*.
5. Coordinators of LSCs were also instructed to undertake “Ek Tareekh, Ek Ghanta, Ek Sath – Abhiyan” at their LSCs..

Photographs (about 2-3 relevant photos)



**Swachhta Rally organized by Regional Centre Dehradun on 1<sup>st</sup> Oct 2023**



**Cleaning of Regional Centre premises**



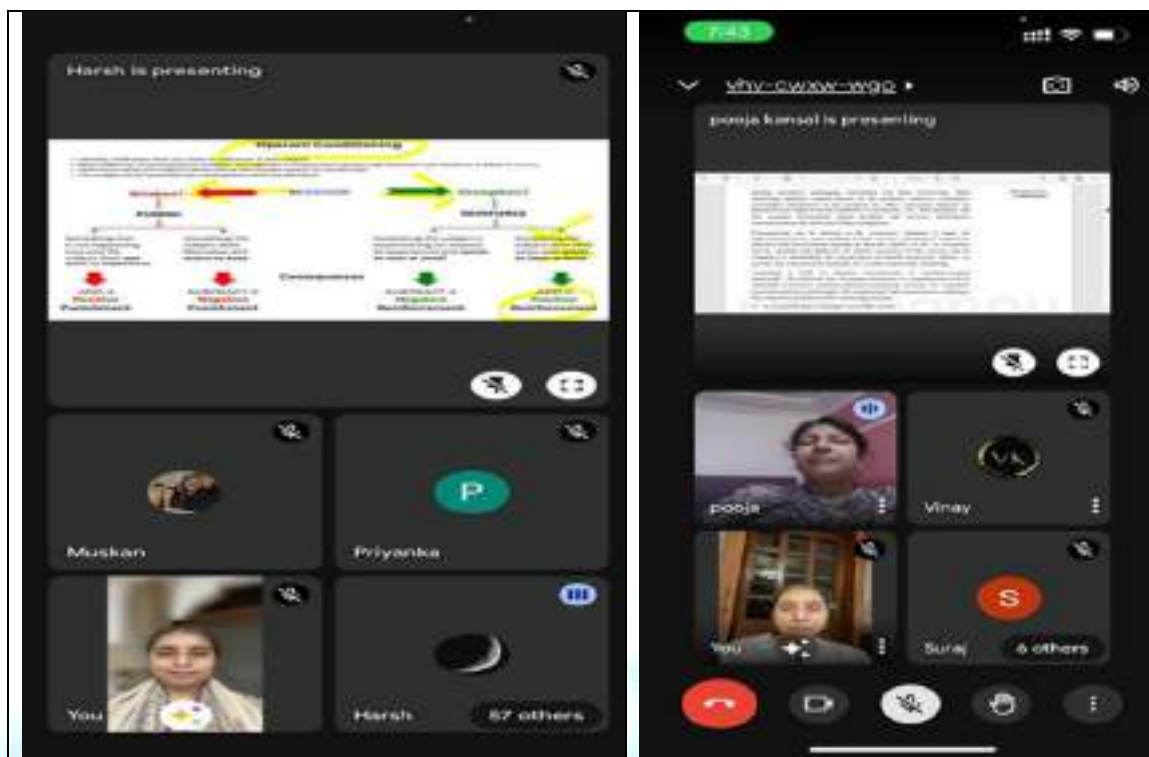
THE PEOPLE'S  
UNIVERSITY





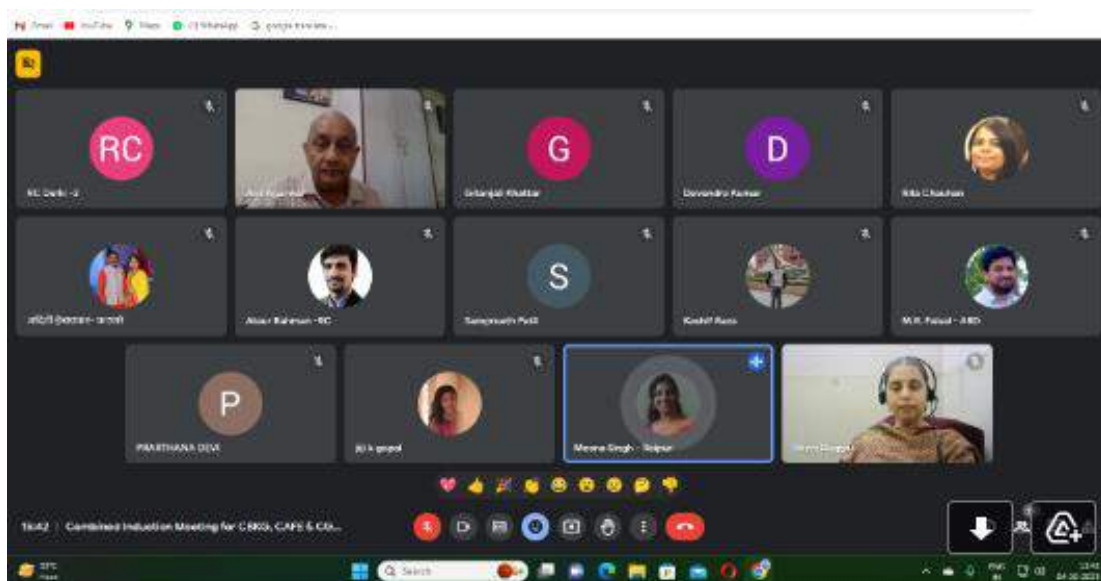
viii. Delhi 2





## PART 2

DETAILS OF THE INDUCTION MEETING ATTENDED				
S.No	LSC code	Date	Time (From..To)	Mode of Attending (Online/Offline)
1	Induction Meeting for CBKG, CAFE, CGAS by RC Delhi-2	4/10/23	3.00 pm onwards	Online
2	LSC-29062 for MCOM learners	11/10/23	7.00 pm onwards	Online
3	LSC-29062 for BCOMG learners	30/10/23	7.30 pm onwards	Online

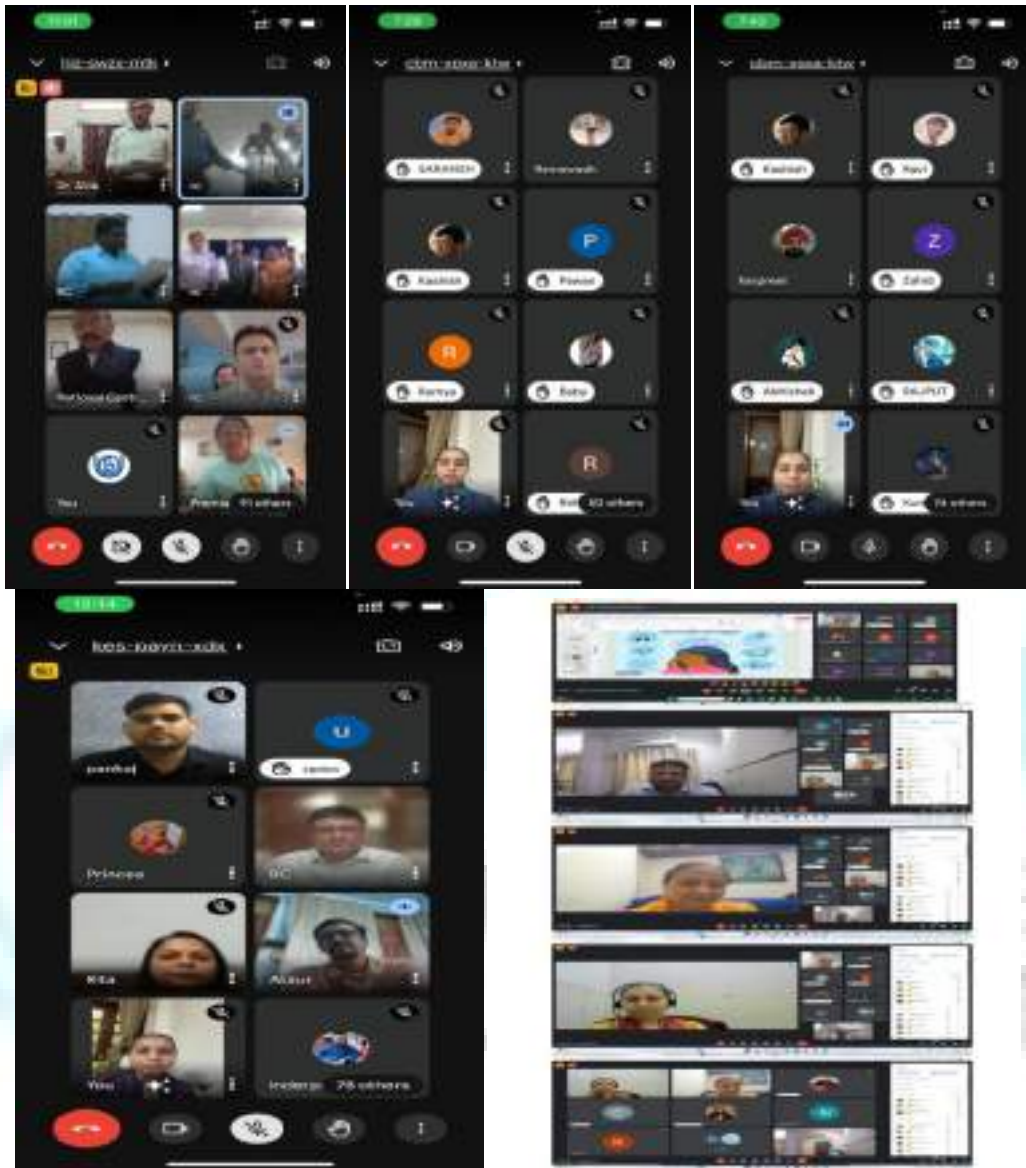


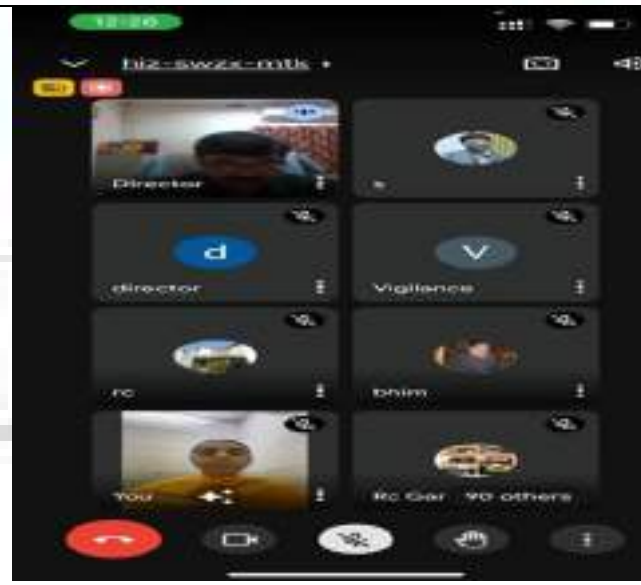
DETAILS OF OTHER ACTIVITIES				
S.No	Particulars of Activity	Date	Time (From..To)	Mode of Attending (Online/Offline)
1	Swachhata Avhiyaan at RC	1/10/2023	10.00 am onwards	Offline
2	Online Interaction with the students of MCA/BCA	5/10/2023	10.00 am onwards	Online
3	Visited Sirifort College of Computer Technology & Management, Rohini for establishment of the new study centre	6/10/2023	10.00 am onwards	Offline
4	Visited LSC-0729 and Ramanujan College, Kalkaji for understanding the online Assignment Portal developed by the study centre.	6/10/2023	3.30 pm onwards	Offline
5	Organised National Webinar on Mental Health is a Universal Human Right	10/10/2023	3.30 pm onwards	Offline
6	Meeting of the Committee Constituted for Assignment Entry Related Problem	12/10/2023	3.30 pm onwards	Offline
7	BSCN Admission Counselling	13/10/2023	10.00 am onwards	Offline
8	1 <sup>st</sup> Meeting of Committee of Assignment Related Problem	13/10/2023	3.30 pm onwards	Offline

9	Unnat Bharat Abhiyan Orientation Programme	14/10/2023	11.00 am onwards	Online
10	National webinar on Innovation Ecosystem and opportunities for Students in India	15/10/2023	11.00 am onwards	Online
11	Orientation Programme for Study Centre functionaries for Assignment Entry	18/10/2023	11.00 am onwards	Online
12	Visited LSC-29040 and LSC-0712	19/10/2023	11.00 am onwards	Offline
13	Attended Google Meeting of RSD to review the activities done under Special Campaign 3.0	20/10/2023	11.00 am onwards	Online
14	Visited Kalindi College for Establishing LSC	20/10/2023	01.00 pm onwards	Offline
15	National Webinar on 'ESG (Environmental, Social, and Governance): Trends, challenges, opportunities and initiatives'	27/10/2023	11.00 am onwards	Online
16	Pledge and Seminar for Vigilance Awareness Week organized by CVC, IGNOU	30/10/2023	11.00 am onwards	Online
17	Pledge for Promotion of Khadi Products	30/10/2023	04.00 pm onwards	Offline









### PART 5

DETAILS OF OTHER ACTIVITIES				
S.No	Particulars of Activity	Date	Time (From..To)	Mode of Attending (Online/Offline)
1	Swachhata Avhiyaan activities at RC	1/10/2023	10.00 am onwards	Offline
2	Online Interaction with the students of MCA/BCA towards developing online solution for student grievances.	5/10/2023	10.00 am onwards	Online
3	Visited Sirifort College of Computer Technology & Management, Rohini for	6/10/2023	10.00 am onwards	Offline

	exploring the possibility of the new study centre			
4	Visited LSC-0729 and Ramanujan College, Kalkaji for Assignment Portal	6/10/2023	3.30 pm onwards	Offline
5	Organised National Webinar on Mental Health is a Universal Human Right	10/10/2023	3.30 pm onwards	Offline
6	Committee Constituted for Assignment Entry Related Problem	12/10/2023	3.30 pm onwards	Offline
7	BSCN Admission Counselling	13/10/2023	10.00 am onwards	Offline
8	1 <sup>st</sup> Meeting of Committee of Assignment Related Problem	13/10/2023	3.30 pm onwards	Offline
9	Unnat Bharat Abhiyan Orientation Programme	14/10/2023	11.00 am onwards	Online
10	National webinar on Innovation Ecosystem and opportunities for Students in India	15/10/2023	11.00 am onwards	Online
11	Orientation Programme for Study Centre functionaries for Assignment Entry	18/10/2023	11.00 am onwards	Online
12	Visited LSC-29040 and LSC-0712	19/10/2023	11.00 am onwards	Offline
13	Attended Google Meeting of RSD to review the activities done under Special Campaign 3.0	20/10/2023	11.00 am onwards	Online
14	Visited Kalindi College for Establishing LSC	20/10/2023	01.00 pm onwards	Offline
15	Pledge and Seminar for Vigilance Awareness Week organized by CVC, IGNOU	30/10/2023	11.00 am onwards	Online
16	Pledge for Promotion of Khadi Products	30/10/2023	04.00 pm onwards	Offline

**PART 1**

**DETAILS OF THE COUNSELLING SESSIONS MONITORED**

S.No	LSC code	Date	Prog.	Course	Time (From..To)	Name of Academic Counsellor	Mode of Attending (Online/Offline)
1	0769	07/10/23	BCA	BCS051	09-11 AM	Dr. Udit Sharma	Online
2	0769	07/10/23	MBA	MS-91	11-01 PM	Dr. RituNischal	Online
3	0769	07/10/23	MBA	MMPH-2	03-05 PM	Dr. Anita Sikandar	Online

4	0769	08/10/23	MBA	MS-45	03-05 PM	Dr. Shaista Sami	Online
5	0769	08/10/23	BCA	BCS051	09-11 AM	Dr. Udit Sharma	Online
6	0769	14/10/23	MBA	MMPC-12	03-05 PM	Dr. Shaista Sami	Online
7	0769	15/10/23	MBA	MS-45	03-05 PM	Dr. Shaista Sami	Online
8	0796	22/10/23	BSW	BSW-129	01-03 PM	Dr. Deepak Sharma	Online
9	0769	22/10/23	MSO	MSOE-01	01-03 PM	DR. Sangeetha Sahara	Online
10	0769	29/10/23	MSO	MSOE-03	03-05PM	Dr, Parteek Jain	Online

**PART 2**

<b>DETAILS OF THE INDUCTION MEETING ATTENDED</b>				
S.No	LSC code	Date	Time (From. To)	Mode of Attending (Online/Offline)
1	0731	21/102023	12 PM	Online
2	0731	28/10/2023	11.30	Online
3	2900 ( Nodal RC) for CBKG,CAFÉ and CGAS	03/10/2023	03. PM	Online

**PART 5**

<b>DETAILS OF OTHER ACTIVITIES</b>				
S.No	Particulars of Activity	Date	Time (From..To)	Mode of Attending (Online/Offline)
1	Visited LSC 0769 and 29052 and interacted with official of LSCs on entry of	27/10/2023	12-30 PM	Physical
2	Coordinated National Webinar on International Mental Health day and proposed the vote of thanks	10/10/23	1.30PM	Online
3	Participated in BSC Nursing counseling as a committee members	13/10/23	10 AM	Physical Mode at RC Premises

**PART 1**

<b>DETAILS OF THE COUNSELLING SESSIONS MONITORED</b>	<b>NIL</b>
--	------------

S.No	LSC code	Date	Prog.	Course	Time (From..To)	Name of Academic Counsellor	Mode of Attending (Online/Offline)
------	----------	------	-------	--------	-----------------	-----------------------------	------------------------------------

### PART 2

<b>DETAILS OF THE INDUCTION MEETING ATTENDED</b>				
S.No	LSC code	Date	Time (From..To)	Mode of Attending (Online/Offline)
1	Acted as resource person in Induction Meeting organised for Certificate in Spanish Language & Culture (CSLC) and Certificate in Japanese Language (CJL) of July 2023 Session on 3rd October 2023 at 03:00 PM, organized by Regional Centre Delhi-2.	Oct.3rd, 2023	03:PM Onwards	ONLINE
2	Acted as a resource person in Induction Meeting organised for ABAFM,CHR, PGDIOM, PGDIMM, PGDIHRM, PGDIFM Programmes of July 2023 session on 1 <sup>st</sup> Oct.2023 organized at LSC-29045	Oct.1st, 2023	05:00 PM Onwards	Online
3	Acted as resource person in Induction Meeting organised for CBKG,CAFÉ and CGAS Programmes of July 2023 Session on 4th October 2023, organized by Regional Centre Delhi-2.	Oct.04th, 2023	03:00 PM Onwards	Online

### PART 3


<b>DETAILS OF THE TEE Viva- Voce Conducting/Monitoring</b>				
S.No	Programe	Date	Time (From..To)	Mode of Attending (Online/Offline)
1.	Coordinated and Monitored Viva Voce of PGDMH Programe at Regional Centre Delhi-2	11 <sup>th</sup> Oct.2023	10:00-04:00 PM	Online
2.	Coordinated and monitored Viva -voce of MAPC Program at Regional Centre Delhi-2	25 <sup>th</sup> Oct.2023	10:00-04:00 PM	Online
3.	Coordinated and monitored Viva -voce of BCA Program at Regional Centre Delhi-2	25 <sup>th</sup> Oct.2023	10:00-04:00 PM	Online

4.	Coordinated and monitored Viva -voce of MCA Program at Regional Centre Delhi-2	25 <sup>th</sup> Oct.2023	10:00- 04:00 PM	Online
5.	Coordinated and monitored Viva -voce of BCA Program at Regional Centre Delhi-2	26 <sup>th</sup> Oct.2023	10:00- 04:00 PM	Online
6.	Coordinated and monitored Viva -voce of MCA Program at Regional Centre Delhi-2	26 <sup>th</sup> Oct.2023	10:00- 04:00 PM	Online
7.	Coordinated and monitored Viva -voce of BCA Program at Regional Centre Delhi-2	27 <sup>th</sup> Oct.2023	10:00- 04:00 PM	Online
8.	Coordinated and monitored Viva -voce of MCA Program at Regional Centre Delhi-2	27 <sup>th</sup> Oct.2023	10:00- 04:00 PM	Online
9	Coordinated and monitored Viva -voce of BCA Program at Regional Centre Delhi-2.	28 <sup>th</sup> Oct.2023	10:00- 04:00 PM	Online




#### PART 4

#### DETAILS OF THE ENTRANCE EXAMINATION CENTRE VISIT- Nil


#### PART 5 A

DETAILS OF OTHER ACTIVITIES					
S. No	Details	Date	Time (From-To)	Mode of Attending (Online/Offline)	Photograph
	Visited study centre 29057, Satyawati College- Morning with Regional Director on 4 <sup>th</sup> Oct and Interacted with the Principal of the college, coordinator of the centre and other staff of the IGNOU study centre for the activation of new Programmes and	4 <sup>th</sup> Oct, 2023	2:00 PM	Physical	

	strengthening the students support.				
	Visited study centre 0769, Shyam Lal College-Morning , University of Delhi with Regional Director on 4 <sup>th</sup> October, 2023 for assessing and discussing various aspects of students support.	4 <sup>th</sup> Oct, 2023	11:00 AM	Physical	
	Visited the University College of Medical Science, University of Delhi, Dilshad Garden, New Delhi with Regional Director and other Academic of Regional Centre Delhi-2 on 16 <sup>th</sup> October, 2023 and interacted with the principal towards exploring the possibility of opening an IGNOU study centre at the premises.	16 <sup>th</sup> Oct, 2023	11:00 AM	Physical	
	Visited LSC 29063 and 29057 Satyawati College – Morning & Evening , University of Delhi on 18 <sup>th</sup> Oct, 2023 with academics of Regional Centre Delhi-2 and had discussion with Principal, Coordinator , Assistant Coordinator and respective	18 <sup>th</sup> Oct, 2023	2:00 PM	Physical	

LSC staff on various aspects related to strengthening the students support.				
<p>Visited LSC 29044 W, Laxmi Bai College, University of Delhi and LSC 0712, Vivekanand College, University of Delhi and interacted with Principal, Coordinator and other staff of study centre for discussing support services and activation of new Programmes at the LSCs on 19<sup>th</sup> October, 2023.</p>	19 <sup>th</sup> Oct, 2023	11:00 AM and 2:00 PM respectively	Physical	 
<p>Visited Institute of Human Behavior and Allied Sciences (IHBAS), New Delhi with Faculty of Psychology and Regional Director of RC Delhi-2 and ARD Rita Chauhan on 20<sup>th</sup> Oct, 2023 for the establishment of IGNOU study centre for MAPC and other Programmes.</p>	20 <sup>th</sup> Oct, 2023	10:00 AM	Physical	



<p>Visited Kalindi College, University of Delhi with Regional Director and other Academics of Regional Centre Delhi-2 and interacted with the Principal and other Faculty members of the college and discussed towards establishment of IGNOU study centre in the college on 20<sup>th</sup> Oct, 2023.</p>	<p>20<sup>th</sup> Oct, 2023</p>	<p>2:30 PM</p>	<p>Physical</p>	
<p>Visited study centre 29050, Shyam Lal College- Evening , University of Delhi with Regional Director and other Academics of Regional Centre Delhi-2 and interacted with Principal, Coordinator and other Staff at the study centre for discussing the agenda of Assignment entry on 27<sup>th</sup> Oct, 2023.</p>	<p>27<sup>th</sup> Oct, 2023</p>	<p>11:00 AM</p>	<p>Physical</p>	

**PART 5B**

<p><b>DETAILS OF OTHER ACTIVITIES</b></p>				
<p><b>S.No</b></p>	<p><b>Particulars of Activity</b></p>	<p><b>Date</b></p>	<p><b>Time (From..To)</b></p>	<p><b>Mode of Attending (Online/Offline)</b></p>
<p>1.</p>	<p>Participated in Swacchata he Seva on 1<sup>st</sup> October -2023</p>	<p>1<sup>st</sup> October 2023</p>	<p>9:00 am</p>	<p>Physical</p>

2.	Attended admission counselling of BSC Nursing at Regional Centre Delhi-2	13 <sup>th</sup> October 2023	09:00 am onwards.	Physical mode
3.	Webinar on Innovation on 'Innovation Ecosystem and opportunities for Students in India' 15 <sup>th</sup> October 2023	15 <sup>th</sup> October 2023	11:00 AM	Online
4.	Webinar on Innovation on <i>Mental Health is a Universal Human Right</i> on October 2023	10 <sup>th</sup> October 2023	1:30 PM onwards	Online
5.	Attended Vigilance Pledge on 30 <sup>th</sup> Oct, 2023	30 <sup>th</sup> Oct, 2023	11:00 AM	Online
6.	Took a Pledge on 30 <sup>th</sup> October for Khadi Mahotsav	30 <sup>th</sup> Oct, 2023	3:00 PM	Physical
7.	Attended Inhouse meeting for fresh Admission allocation			Physical
8.	Attended Inhouse meeting for finalisation of study centre allocation of the RR students.			Physical
9.	Regional Centre Delhi-2 organized an Orientation Programme for LSC functionaries for the online entry of Assignments, where I participated and interacted with the functionaries on 18 <sup>th</sup> Oct, 2023.	18 <sup>th</sup> Oct, 2023	11:00 AM	Online

**PART 1**

**DETAILS OF THE COUNSELLING SESSIONS MONITORED NIL**

S.No	LSC code	Date	Prog.	Course	Time (From..To)	Name of Academic Counsellor	Mode of Attending (Online/Offline)

**PART 2**


**DETAILS OF THE INDUCTION MEETING ATTENDED**




S.No	LSC code	Date	Time (From..To)	Mode of Attending (Online/Offline)
1	Induction Meeting for Certificate in Spanish Language & Culture (CSLC) and Certificate in Japanese Language (CJL) by RC Delhi 2	3/10/2023	03:PM On wards	Online
2	Induction Meeting for CBKG, CAFE, CGAS by RC Delhi-2	4/10/23	3.00 pm onwards	Online

### PART 3


<b>DETAILS OF THE TEE Viva- Voce Conducting/Monitoring</b>				
S.No	Programme	Date	Time (From..To)	Mode of Attending (Online/Offline)
1.	Monitored the viva voce conducted by RC Delhi 2 for BCA/MCA.	Different dates in the month of October 2023	Between 10 Am to 5 PM (For sometime)	Online

### PART 5A

<b>DETAILS OF Other Activity</b>					
S.No	Particulars of Activity	Date	Time (From - To)	Mode of Attending (Online/Offline)	Photograph
1.	Visited study centre 29057, Satyawati College- Morning for the activation of new Programmes and strengthening the students support.	4 <sup>th</sup> Oct, 2023	2:00 PM	Physical	
2.	Visited study centre 0769, Shyam Lal College-Morning, University of Delhi for assessing and discussing various aspects of students support.	4 <sup>th</sup> Oct, 2023	11:00 AM	Physical	

3.	Visited the University College of Medical Science, University of Delhi, Dilshad Garden, New Delhi and interacted with the principal towards exploring the possibility of opening an IGNOU study centre at the premises.	16 <sup>th</sup> Oct, 202 3	11:00 AM	Physical	
4.	Visited LSC 29063 and 29057 Satyawati College – Morning & Evening , University of Delhi and had discussion with Principal, Coordinator , Assistant Coordinator and respective LSC staff on various aspects related to strengthening the students support.	18 <sup>th</sup> Oct, 202 3	2:00 PM	Physical	
5.	Visited LSC 29044 W, Laxmi Bai College, University of Delhi and LSC 0712, Vivekanand College, University of Delhi and interacted with Principal, Coordinator and other staff of study centre for discussing support services and	19 <sup>th</sup> Oct, 202 3	11:00 AM and 2:00 PM respect ively	Physical	

	activation of new Programmes				
6.	Visited Institute of Human Behavior and Allied Sciences (IHBAS), New Delhi for the establishment of IGNOU study centre for MAPC and other Programmes.	20 <sup>th</sup> Oct, 2023	10:00 AM	Physical	
7.	Visited Kalindi College, University of Delhi and interacted with the Principal and other Faculty members of the college and discussed towards establishment of IGNOU study centre in the college on 20 <sup>th</sup> Oct, 2023.	20 <sup>th</sup> Oct, 2023	2:30 PM	Physical	

8.	Visited study centre 29050, Shyam Lal College- Evening , University of Delhi and interacted with Principal, Coordinator and other Staff at the study centre for discussing the agenda of Assignment entry on 27 <sup>th</sup> Oct, 2023.	27 <sup>th</sup> Oct, 2023	11:00 AM	Physical	
----	--	----------------------------	----------	----------	---

## PART 5

### **Opening LSC in AICTE approved professional institutions/institutes of national importance for offering IGNOU's MBA and MCA programs**

Team of academics from Regional Centre Delhi 2 (Dr. Amit Srivastava and Dr. Rita Chauhan) visited two campuses of the Delhi Skill and Entrepreneurship University (DSEU) and interacted with the Dr Pankaj Kumar Singh, Campus Director, DESU Wazirpur- I Campus and Dr Shruti Tripathi, Campus Director, Kasturba Campus towards exploring the possibility of establishment of the IGNOU LSCs in their premises on 4th . The campus director of both DSEU informed that they need to seek approval from Registrar/ Vice Chancellor of DSEU, Main Campus Delhi Skill and Entrepreneurship University located in Sector-9, Dwarka, New Delhi- 110077 to open IGNOU LSC in their campus or any other campus of DSEU. They assured that there might be possibility to establish IGNOU LSCs in all 21 campuses of DSEU located in four zones i.e. East Zone, North Zone, West Zone and South zone of Delhi.



### **National webinar on Innovation Ecosystem and opportunities for Students in India**

On the occasion of the birth anniversary of the visionary of Innovation India, Former President Dr APJ Abdul Kalam, Innovation Club - IGNOU Regional Centre Delhi 2 organised National webinar for National Innovation Day on 15th October 2023.

The webinar was started with a welcome address by Dr Rita Chauhan, Assistant Regional Director, RC Delhi 2 followed by the address of Dr Amit Kumar Srivastava, Regional Director (I/C), covering various aspects related to innovation & entrepreneurship.

Shri Pankaj Pandey, Technical Officer, Office of Principal Scientific Adviser to the Government of India, gave a talk on “**Innovation Ecosystem and Opportunities for Students in India**”. During his session, he briefly explained the six elements of innovation and entrepreneurship, i.e., people, policy, finance, markets, culture, and infrastructure. He gave several successful examples of how innovative ideas can be converted to big companies with the help of entrepreneurship. He further elaborated specifically on opportunities available for Indian students.

Dr. Amit Kumar Srivastava, Regional Director (Incharge), RC Delhi-2, along with all academics, including Dr. Rita Chauhan (event coordinator), Dr. Ataur Rahman, Dr. Shyni Duggal, and Meena Singh, interacted with participants. The session was attended by around 145 participants, most of whom were IGNOU learners.

The webinar ended with a formal vote of thanks by Dr A Rahman, Assistant Regional Director, IGNOU RC Delhi 2

ignou THE OPEN UNIVERSITY

G20

MINISTRY OF EDUCATION

75th Anniversary

**IGNOU Innovation Club -Regional Centre Delhi-2**  
invites you

**NATIONAL WEBINAR**

*Topic: Innovation Ecosystem and Opportunities for Students in India*

On the Occasion of  
**NATIONAL INNOVATION DAY**  
Sunday, 15<sup>th</sup> October 2023, Time- 11.00am onwards

**Speaker:**  
**Sri Pankaj Pandey**  
Technical Officer  
Office of Principal Scientific Adviser to the Government of India

Link for participation : <https://meet.google.com/kes-payn-ads>

Dr. Ansh Srivastava    Dr. Ritee Chatterjee    Dr. Rishi Rajwade

**Message:**  
It's a great pleasure to have you all! All the students are participating online. Please do it if you can. Let us see what the future is. It's not just the starting with you, we'll continue, your passion, your education, your ability to think, what the problem is, what the solution is, how you can find a solution to that. That's the way to the financial aspect as well, the strategy. We'll be happy to see you all. This is a wonderful day!

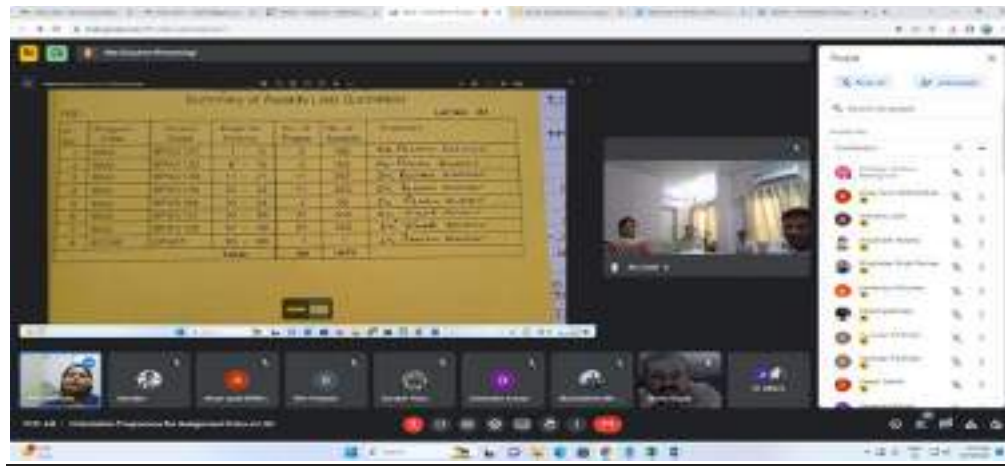


Orientation programme for LSC functionaries for Assignment- RC Delhi-2



RC Delhi-2 organised Orientation programme for LSC functionaries for Assignment entry at LSC level on 18th October 2023 in virtual mode. The programme was initiated with a welcome address by Dr Amit Kumar Srivastava, Regional Director (I/C), RC Delhi-2. Thereafter, Dr Rita Chauhan, Assistant Regional Director, RC Delhi 2 gave detailed presentation on stepwise procedure for Assignment awards entry and submission in ARSMS (Assignment Records Submission management System). All academics Dr. Shyni Duggal, Dr. Ataur Rahman, and Meena Singh, interacted with all LSC functionaries. The programme ended with appreciation to all for kind support and cooperation.

### **GLIMPSES OF THE Orientation programme**





**ix. Gangtok**

1. Academic Counselling at LSC-2401R(N.B.B. Govt. College, Gangtok)-

With the approval of Regional Centre 24, Study Centre – 2401 conducted the counseling sessions for the various in the month of October 2023. The details are as follows:-

Sl.No.	Programme	No. of Counselling session schedule	No. of Counselling Session held
1	BCA	10	2
2	BLIS	4	46



**x. Guwahati**

**Report of the Vigilance Awareness Week 2023**

The Vigilance Awareness Week, 2023 began on 30<sup>th</sup> October,2023 with the Hon’ble Vice Chancellor Prof. Nageshwar Rao, administering the Integrity Pledge for Citizens to the Employee of IGNOU through Google meeting at 11.00 AM in which all the staff of Guwahati Regional Centre participated and took the pledge, which was followed by a lecture by Pro Vice Chancellor Dr. Srikant Mohapatra, his life experiences allegation of corruption charges without any basis and

how he overcome which was followed by other speakers . Dr. Ashok Choube, Registrar Administration, spoke on Professional Ethics in workplace, followed by other speakers like Director Academic Coordination Division and Director Regional Services Division on various issues and forms of corruption in work place.

As part of the Vigilance Awareness Week,2023, Guwahati Regional Centre also organized a lecture on “Preventive Vigilance Measures” on 31<sup>st</sup> October,2023. The lecture was delivered by Dr. Rosie Kalita, APS, Superintendent of Police, Chief Minister’s Special Vigilance Cell, Government of Assam. In her presentation she has explained exhaustively the different types of White-Collar Crimes viz., Bank Fraud, Black Marketing, Bribery, Embezzlement, Counterfeiting, Forgery, Tax Evasion, Money Laundering, Misappropriation of Govt. funds and Acquisition of Disproportionate Assets. She also explained about the Public Interest Disclosure and Protection of Informers Resolution (PIDPI).



**xi. Jabalpur**

### स्वच्छ भारत विशेष अभियान-3.0

(गतिविधि दि.- 1/10/2023 प्रतिवेदन)

इस क्षेत्रीय केंद्र जबलपुर द्वारा स्वच्छ भारत विशेष अभियान-3.0 के अंतर्गत दि.-1/10/2023 पर कर्मियों द्वारा प्रातः 10 बजे से विभिन्न कार्यकलाप किये गए. जैसे – सहायक क्षेत्रीय निदेशक डॉ. हरीश कुमार केवट एवं डॉ. विवेक श्रीवास्तव द्वारा अपने कक्ष की टेबल, खिड़की, वस्तुओं इत्यादि की सफाई. अन्य कर्मियों में श्री गोपालकृष्ण कार्यकारी सहायक द्वारा फाइलों का सुव्यवस्थिकरण, श्री दिलीप पाण्डेय व श्री अनुराग नीखरा द्वारा अलमारियों की सफाई, श्री नरेन्द्र यादव व श्री दिलीप वर्मा द्वारा कार्यालय के विभिन्न भागों की सफाई भी की गयी. इसके पश्चात् डॉ. सोमासी श्रीनिवास क्षेत्रीय निदेशक की अगुआई में कार्यालय के वाहन पार्किंग स्थल पर प्लास्टिक, पन्नी व विशेष रूप से गाजर घास को हटाये जाने का कार्य किया गया.



SBA-3 Activity at Regional Center's Parking place



SBA-3 Activity by Dr. Harish Kumar Kewat



SBA-3 Activity by Dr. Vivek Shrivastava



SBA-3 Activity by Mr. N. Gopal Krishna



SBA-3 Activity by Mr. Anurag Nikhra and Mr. Dilip Pandey

## xii. Jammu

Shramdan Activity under Swachhata Hi Sewa Campaign Organized by IGNOU Regional Centre Jammu on 01.10.2023 where officers, staff, coordinators of our Learner Support Centres and students participated and made the event a grand success.

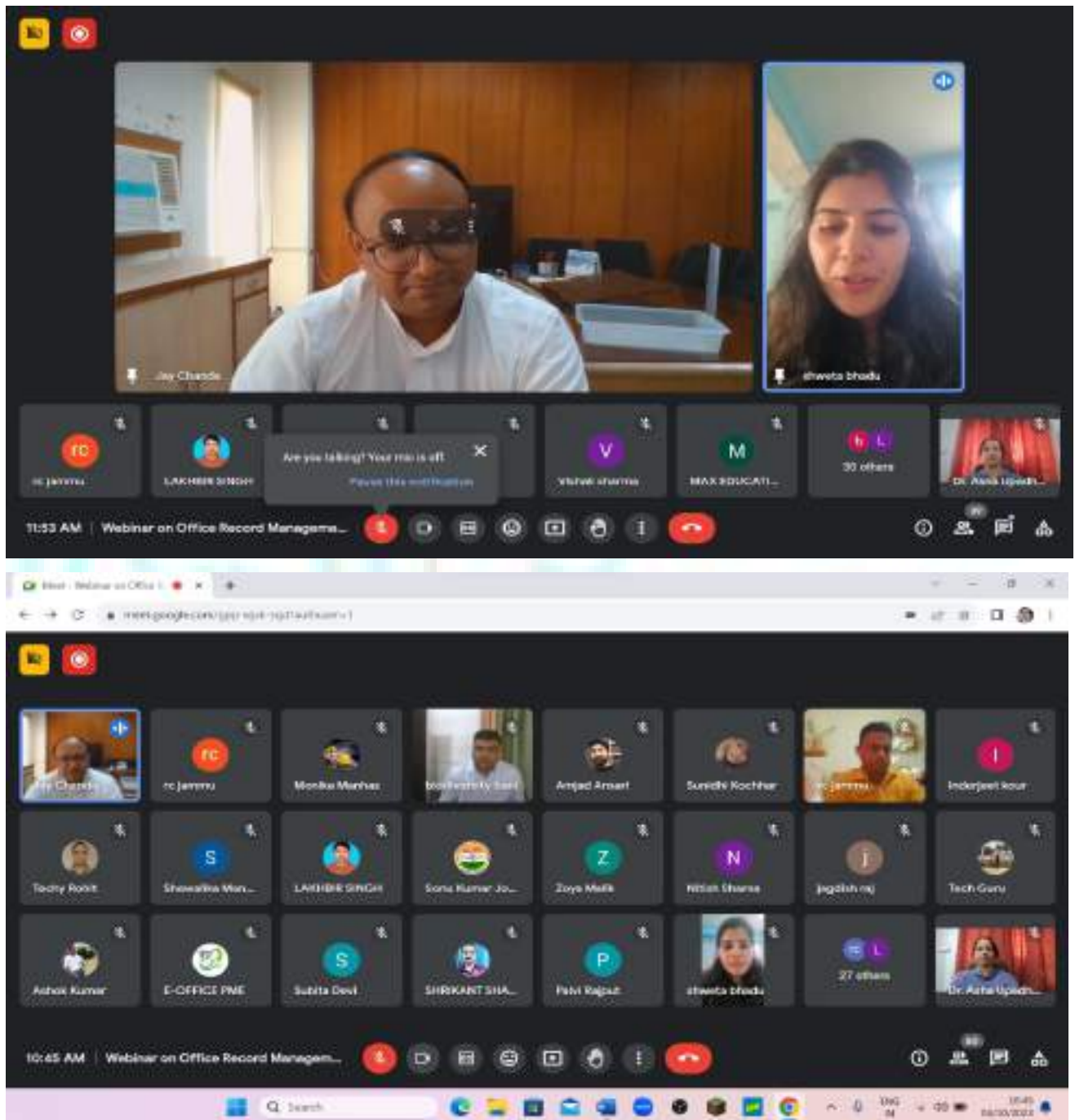
The identified site which is adjacent to walkway track and being used by large number of peoples including young, old, teenage and kids for morning and evening walk, has been meticulously cleaned by the attendees and garbage collected in the area of approx 300-400 meters on the road side of the track. Following the segregation, the waste was properly disposed of with the help of the municipal garbage collection vehicle. In addition to waste collection, the participants also swept and cleaned the walking track, ensuring a thorough cleanup of the area. Dust on the footpath and walking track was wiped away, leaving the area visibly cleaner and more pleasant for everyone.

Deputy Mayor, Shri Baldev Singh Billoria was the special Guest and participated with his associates. During his address, he emphasized on the critical need for cleanliness in the city and in daily life and further elaborated the vision of Hon'ble PM Shri Narendra Modi Ji and dream of our father of Nation, Mahatama Gandhi for Swachh Bharat.

Dr Asha Upadhyay, Assistant Regional Director, IGNOU appreciated and thanks to Deputy Mayor Baldev Singh Ji for his presence, staff, students for active and enthusiastic participation and media person for the coverage of the event and making this event grand success.



Regional Centre Jammu organized a webinar on Office Record Management on 04.10.2023 in which Shri Jay Chanda, Joint Registrar, University of Delhi was the resource person.



IGNOU Regional Centre Jammu Staff and students watching Kaushal Dikshant Samaroh on 12.10.2023.





Meeting with the HQ. regarding “Saathee Mitra Project” on 13.10.2023.



Meeting with the HQ. regarding “Swachhta Campaign 3.0” on 13.10.2023.

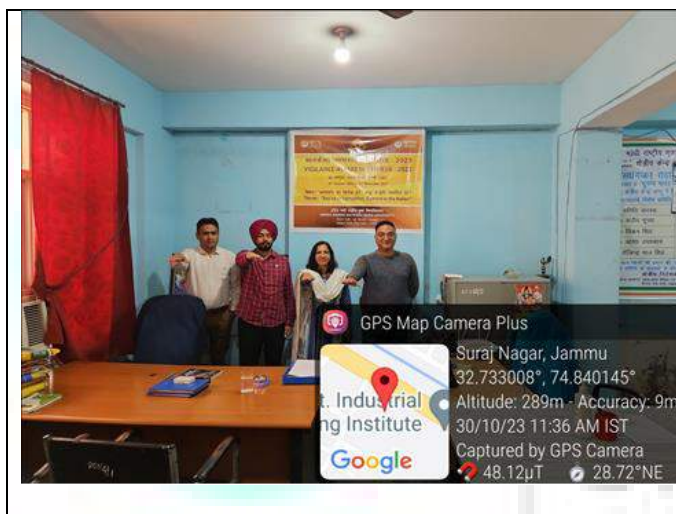
IGNOU Regional Centre Jammu organized “Amrit Kalash Yatra” as a part of “Meri Matti Mera Desh”. The event was carried out by collecting the mitti and rice in Amrit Kalash on 13 October 2023 in presence of Dr. Sandeep Gupta (Regional Director), Dr. Asha Upadhyay (Assistant Regional Director), Dr. Vikram Singh (Assistant Regional Director), Mr. Tejinder Pal Singh (Deputy Registrar), Mrs. Shweta Bhadu (Assistant Registrar), Mr. Dara Singh (Section Officer) and academic and administrative staff of the Regional Centre.



RD RC Jammu administering Khadi Pledge to the officials and staff of RC on 27.10.2023.



RC Jammu officials and staff taking pledge under the Vigilance Awareness Week on 31.10.2023.



### xiii. Jaipur

#### Activities in the month of October 2023

##### 1. Promotional activity at Poornima Group Jaipur on 21.10.2023

Dr. Mamta Bhatia, Sr. Regional Director attended the National Level Debate Competition- Poornima Manthan 2023 as a Chief Guest organized at Poornima Group Jaipur on 21.10.2023. Dr. Mamta Bhatia addressed all participants and faculty members of the College and also explained all students about IGNOU Skill oriented programmes, programme beneficial for them for career advancement, balika durasth shiksha yojna, IGNOU study material, assignments, evaluation scheme, admission procedure, recognition of degree and diplomas etc. Dr. Mamta Bhatia also addressed all faculty members to enroll in different programmes of IGNOU for further career growth.



IGNOU  
THE PEOPLE'S  
UNIVERSITY

## 2. Promotional activity at Govt. College Brahampuri, Jaipur on 17.10.2023

A promotional meeting was organized at Govt. College Brahampuri, Jaipur on 17.10.2023 by Regional Centre Jaipur for the July 2023 session. Dr. Mamta Bhatia, Sr. Regional Director addressed the Students & Staff Members of the College. She also briefed them about the activities of IGNOU Regional Centre Jaipur, the newly launched & Skill Oriented programs of IGNOU, IGNOU programmes beneficial for them, the Balika Durasth Shiksha Scheme of Govt. of Rajasthan. Dr. Sher Singh, Assistant Regional Director also addressed learners on assignments & projects evaluation scheme, examination process.



### 3. Placement Drive organized at RC Jaipur

A campus placement drive was organized by Regional Centre Jaipur in collaboration with Kotak Mahindra Bank Ltd. on 16.10.2023 at Conference Room, IGNOU Regional Centre, Jaipur. Information about the campus placement drive was given to Passout Graduates of the last three years and enrolled learners of the Master Degree programme through SMS, Emails, website, Facebook, Twitter, WhatsApp group etc. About 38 students showed their interest and responded through the Google Form created.

The interested candidates who visited IGNOU Regional Centre, Jaipur were initially briefed by Dr. Mamta Bhatia, Sr. Regional Director. Dr. Indu Ravi, Assistant Regional Director coordinated the activity. The interview was taken by Mr. Raghav Kanoongo and one representative from Kotak Mahindra Bank Ltd. 25 no.of learners attended the interview.





#### 4. Online Coordinators Meeting

An Online Meeting of Coordinators of Study Centres under the Regional Centre, Jaipur was organized on 16.10.2023. Dr. Mamta Bhatia, Sr. Regional Director, RC Jaipur welcomed all the Coordinators and addressed about activities of RC Jaipur. Dr. Mamta Bhatia emphasized efforts for enhancement of Enrollment in IGNOU programs, extensive use of Social media platforms for promotional activities of IGNOU Programmes, Balika Durasth Shiksha Scheme of Govt. of Rajasthan and disposal of obsolete material.

Dr. Indu Ravi, Assistant Regional Director requested all the coordinators to evaluate the pending assignment and send the award sheet on monthly basis in a lot to the Regional Centre, Jaipur.

Dr. Sher Singh, Assistant Regional Director briefed about examination and various strategies for admission enhancement for July 2023 session.

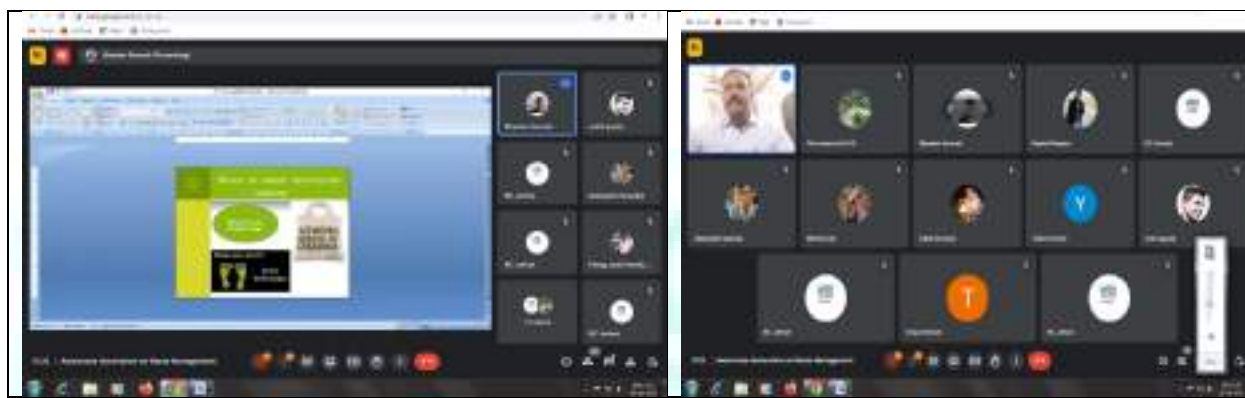
Dr. Rammurti Meena, Assistant Regional Director also gave a brief report on the admission status of various LSCs for the July 2023 session and also guided them for organizing promotional activities in gram panchayat, local administration level and block level on month to month basis.

About 44 participants were present in the meeting. At the end of the meeting issues of the Coordinators were discussed and resolved.



xiv. Jorhat

As a part of SWACHHATA – SPECIAL CAMPAIGN 3.0, IGNOU Regional Centres Jorhat, have organized a Webinar on “**Awareness Generation on Waste Management**” on **20<sup>th</sup> Oct, 2023**. The webinar was started at 11.00 AM with the welcome address by Dr. Anil Ch. Borah, Senior Regional Director. Dr. Bhaskar Jyoti Sarmah, Assistant Professor, Dept. of Chemistry, Jorhat Institute of Science and Technology(JIST) was the resource person of the webinar and delivered a talk on the topic and made an online presentation on Clean Particles on Green and Sustainable Future followed by queries by the participants. About 25 participants attended the Google meet.



xv. **Koraput**

**IGNOU, REGIONAL CENTRE, KORAPUT**

**REPORTS OF EVENTS, MEETINGS & ACTIVITIES, OCTOBER, 2023**

**ONLINE MEETINGS**

1. On the occasion of “Special Campaign -3.0”, RC, Koraput organised a webinar on the topic **“Record and File Management”** on 10<sup>th</sup> October, 2023 at 11.30 am. The details of link is as follows: [meet.google.com/okd-mpdr-mjm](https://meet.google.com/okd-mpdr-mjm). Around 45 participants attended the programme. Sh. K.V. Uma Maheswar Rao, Registrar, School of Planning and Architecture, Vijayawada was the Chief Speaker of the programme. At the outset Dr. Latika Kumari Mishra, Asst. Regional Director welcomed all the Guests and participants to the programme.



Thereafter Dr. B.Rajagopal, RD gave his welcome address and highlighted the purpose of the Webinar. There after the Resource Person highlighted different dimensions of the theme, including the concept of file and record and its importance in our office management. He explained in details on how to initiate file and file register, File Name & numbering, Types of Format in office procedure (Note sheet, Office Memo, Inter office note, Letter Head, Office order, Employee request form, Letter of Employees, Circular etc), Financial Resources, Accounting System, Auditing of Accounts. At the end of the meeting Mr. Madhab Kumar Bisoyi, Assitant Regional Director proposed formal Vote of Thanks.

2. On the occasion of “Special Campaign -3.0”, RC, Koraput organised another webinar on the topic **“Career in Mass communication in the era of Digital Technology”** on 12<sup>th</sup> October, 2023 at 11.30 am. At the outset, Madhaba Kumar Bisoyi, ARD addressed the participants and

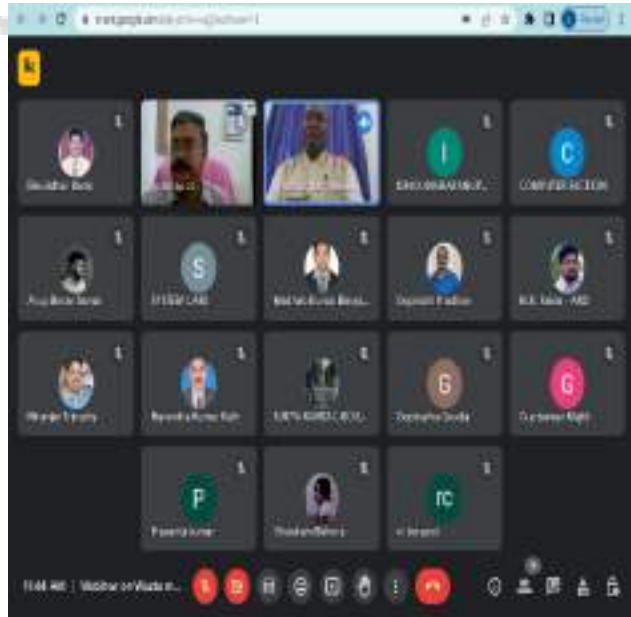


explained the importance of the webinar in the context of special campaign 3.0. Dr. B.Rajagopal, Regional Director, IGNOU RC, Koraput welcomed all the participants and introduced Prof. Jha among the participants. The Chief Speaker of the webinar Prof. Vibhash Chandra Jha has presented a nice presentation on the topic **“Environmental Management in Office Premises”** which was full of motivation and encouragement. Basically he focused open the importance of healthy environment in the office premises,



Cleanliness in the office campus, Waste Management in the office premises, Disposal of obsolete materials in the office premises. In the end of his presentation Prof. Jha appeal all the participants to maintain a healthy environment in the office premises all the time.

3. IGNOU Regional Centre Koraput organised a webinar on “Waste management for neat and clean premises and good environment” on 13<sup>th</sup> Oct 2023 from 11;30 A.M.to 01 PM. Dr Bhaskarnath Biswal, Principal Nabarangpur Collge was the Chief Speaker of the programme. At the beginning Regional Director Dr B.Rajagopal has given opening address in the webinar. The Resource Person opined that Waste management is the managing of waste by disposal and recycling. Moreover, waste management needs proper techniques keeping in mind the environmental situations. For instance, there are various methods and techniques by which the waste is disposed of. Some of them are Landfills, Recycling, Composting; etc. The resource person has specifically elaborated on waste management and its explicit necessities in present



day context. He explained that there is a good probability that students from any educational background either science, arts or commerce will do well in this professional course as well. Dr Bansidhar Barik, ARD also shared about the important environmental problems facing cities in many developing countries. At last Shri Madhab Kumar Bisoyi proposed formal vote of thanks just after the question answer session. All the participants were actively participated in the programme

4. Coordinators Meeting conducted on 12-10-2023 at 4 .30 pm to review the admission & Re-Registration status as well as the strategies of promotional meetings for July 2023 session. Further a detail discussion conducted regarding various dimensions of Monthly Monitoring Report and also academic counseling sessions. The link of the meeting is : <https://meet.google.com/nqq-sgwv-mvg>
5. Grievance Meeting conducted for the learners of MAEDU programme on 13-10-2023 at 3.30 pm. Around 50 learners participated in the meeting and clarified their doubts pertaining to submission of assignments, Term End examination, Study materials, Dissertation, selection of guide, preparation of proposals etc. The link of the meeting link: <https://meet.google.com/kwj-adga-vjg>



6. Counselling cum Internship programme conducted for the learners of IGNOU B.Ed Programme 2023 for the learners of IGNOU Study Centre-2161 on 9<sup>th</sup> October, 2023 at 4.30 pm. Detail discussion conducted on different components of internship programme. An interactive session also conducted and clarified their doubts regarding different components of support services. The link of the meeting is: <https://meet.google.com/xvs-otot-ngm>.

7. Orientation programme conducted for the learners of IGNOU B.Ed programme of 2<sup>nd</sup> year for workshop activities on 19<sup>th</sup> October, 2023 at 11.00 am. The programme –in-charge and staff of Study Centre also attended the programmes. Learners clarified their doubts pertaining to report writing and submission of reports pertaining to internship activities. The like of the programme is : <https://meet.google.com/yhh-qawj-pdp>

### **REPORT ON 1<sup>ST</sup> OCTOBER, 2023**

On 1<sup>st</sup> October, 2023 all the staff of Regional Centre, Koraput cleaned a patch of Regional Centre Campus for one hour from 10.00 am to 11.00 am. Before one week the area was identified and pictures of such sites also captured.



### **REPORT ON MERI MATI MAA DESH PROGRAMME**

IGNOU Regional Centre celebrated the programme Meri Mati Meri Desh at Regional Centre, Koraput on 13-10-2023. The following activities performed in the office campus of Regional Centre, Koraput.

All the staff members brought Miti from their home and took pledge at RC, Koraput.



Pledge at RC, Koraput	Small Medicinal trees planted in the premises of Regional Centre, Koraput.
-----------------------	--

**xvi. Lucknow**

**Weblink Of The Reports For The Month Of October 2023**

- <http://rclucknow.ignou.ac.in/news/detail/1/ Reports at Regional Centre Lucknow web site for the month of October 2023 -305>
- <http://rclucknow.ignou.ac.in/news/2>
- [http://rclucknow.ignou.ac.in/Ignou-RC-Lucknow/userfiles/file/REPORT%20ONLINE%20INDUCTION%20MEETING%20FOR%20THE%20LEARNERS%20OF%20CERTIFICATE%20PROGRAMMES%20\(17\\_10\\_2023\)%20\(1\).pdf](http://rclucknow.ignou.ac.in/Ignou-RC-Lucknow/userfiles/file/REPORT%20ONLINE%20INDUCTION%20MEETING%20FOR%20THE%20LEARNERS%20OF%20CERTIFICATE%20PROGRAMMES%20(17_10_2023)%20(1).pdf)
- [http://rclucknow.ignou.ac.in/Ignou-RC-Lucknow/userfiles/file/REPORT%20ON%20QUIZ%20COMPETITION%20ON%20APNA%20CHANDRAYAAN%20\(19\\_10\\_2023\)%20\(1\).pdf](http://rclucknow.ignou.ac.in/Ignou-RC-Lucknow/userfiles/file/REPORT%20ON%20QUIZ%20COMPETITION%20ON%20APNA%20CHANDRAYAAN%20(19_10_2023)%20(1).pdf)

**xvii. NOIDA**

**Vigilance Awareness Week - 2023**

In compliance of the directions received from IGNOU HQs, a webinar was organized on the topic “Public Interest Disclosure and Protection of Informer Resolution, 2004 (PIDPI)” during the campaign period as a precursor to Vigilance Awareness Week – 2023 by IGNOU Regional Centre, NOIDA on 11th October, 2023.

The programme was initiated with the welcome address and introduction of the Resource Person Dr. Mrityunjai Pandey, Principal, Innovative Institute of Law, Greater Noida by Dr. Amit Chaturvedi, Senior Regional Director, IGNOU RC Noida.

The resource person made a detailed presentation on the topic of the webinar wherein he explained about PIDPI resolution, its various provisions, correct procedure for filing a PIDPI complaint and the common pitfalls/mistakes made by the complainant while filing PIDPI complaints. He also explained the relevance of this resolution in the present times and responded to the queries of the participants.

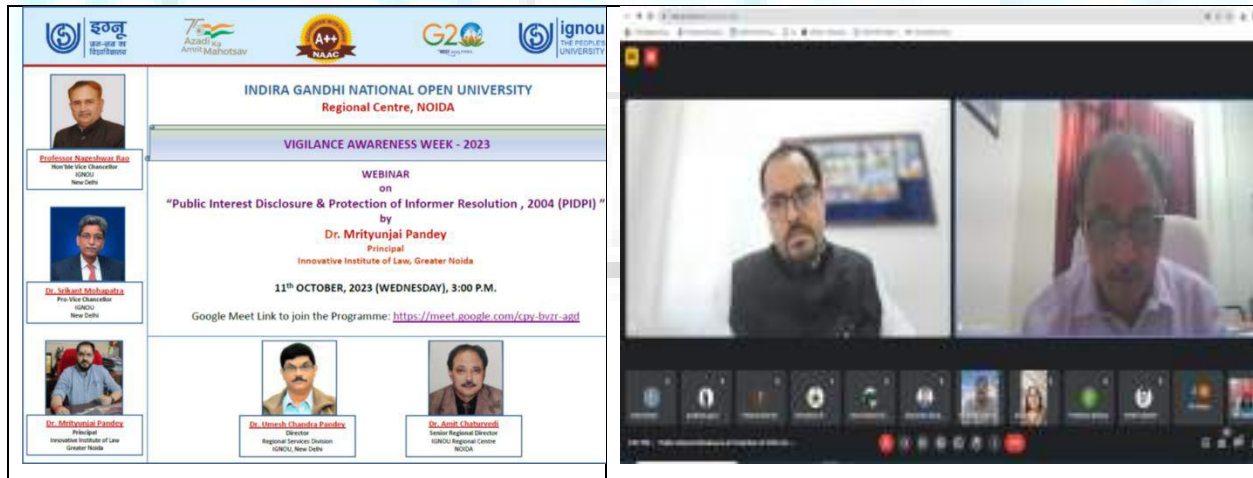
Then, Dr. M. A. Laskar, Additional Director presented the concluding remarks about the presentation and the event and proposed vote of thanks. The programme was coordinated by Dr. Anjana, Assistant Regional Director.

The lecture was attended by a total of 66 participants including academics and all the staff members of RC NOIDA and from various Regional Centres, Coordinators and academic counselors from

different study centres and learners. The programme was organized through the google meet platform and the recording of the lecture has been uploaded at the youtube channel of RC Noida under following URL:

<https://www.youtube.com/watch?v=DrZisxehN2U>

Further, the Vigilance Awareness Week was observed by IGNOU Regional Centre, Noida from 30<sup>th</sup> October, 2023 to 5<sup>th</sup> November, 2023. On the first day of the week, integrity pledge was administered to all the officials of the University by Hon'ble Vice Chancellor in virtual mode. It was followed by administration of oath to all the staff members of RC Noida by the Senior Regional Director, Dr. Amit Chaturvedi and they were motivated to follow the same in letter and spirit.





### **Call for Cleanliness, Bring Happiness during Swachhata – Special Campaign 3.0**

**(19.10.2023)**

Theme of Webinar – Swachhata – Special Campaign 3.0

Title of Webinars - **Call for Cleanliness, Bring Happiness**

Date - 19<sup>th</sup> October, 2023

Name of Resource Person – Prof. Jalaj Tripathi Devgan, Professor, MMH College, Ghaziabad

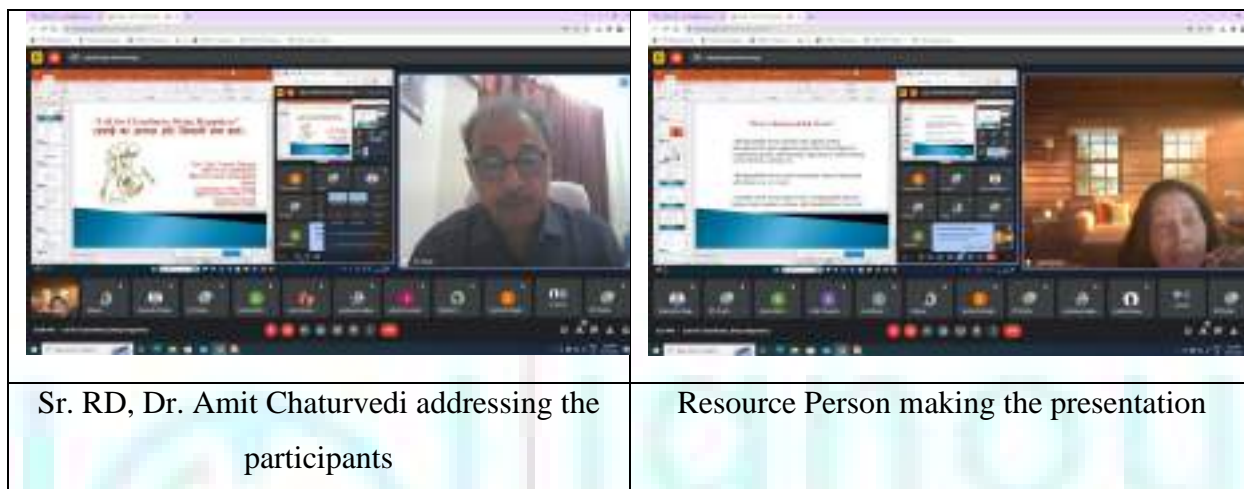
No. of Participants - 33

Brief report – As a part of the series of programme conducted under Swachhata – Special Campaign 3.0, a webinar was organized on the topic “**Call for Cleanliness, Bring Happiness**”. The lecture was organized on 19<sup>th</sup> October, 2023.

The programme was initiated with the welcome address by Dr. Amit Chaturvedi, Senior Regional Director, IGNOU RC Noida.

It was followed by the detailed presentation on the topic by the resource person. In her lecture, Prof. Devgan discussed the importance of cleanliness in achieving happiness, the Swachhata Hi Sewa initiative, zero waste policies, alternatives to single-use plastics, and various agencies' efforts in promoting cleanliness and hygiene. The emphasis of the lecture was on the intrinsic connection

between cleanliness and happiness and that the clean environment not only improves physical health but also uplifts mental well-being. It was stressed that personal and community cleanliness can lead to a more prosperous and content society. Dr. M. A. Laskar, Additional Director and Dr. Amit Chaturvedi also shared their views on the topic and presented concluding remarks on the lecture and vote of thanks was proposed by Dr. Anjana, Assistant Regional Director, RC NOIDA.



**Awareness webinar on Record Management under Swachhata Special Campaign 3.0**

**Date: 30.10.2023 (3 p.m.)**

In compliance of the directions received from IGNOU HQs, an awareness webinar was organized on the topic “**Record Management under Swachhata Special Campaign 3.0**” by IGNOU Regional Centre, NOIDA on 30<sup>th</sup> October, 2023. This webinar was organized by IGNOU Regional Centre, NOIDA as a part of the series of activities conducted under Swachhata – Special Campaign 3.0. The lecture was delivered by Sh. RAM PRASAD LAL, Retired Scientist-E, Finance Officer and Director (Budget & Planning), Antarctic Expedition Leader, India Meteorological Department, Ministry of Earth Sciences, Government of India.

The programme was initiated with the welcome address and introduction of the Resource Person by Dr. Amit Chaturvedi, Senior Regional Director, IGNOU RC Noida.

The resource person made a detailed presentation on the topic of the webinar wherein he explained about various aspects related to Record Management in Government Office with special emphasis on record movement process, e-file management system and electronic record creation.

Then, Dr. Siran Mukerji, Additional Director presented the concluding remarks focusing upon the physical and e-record management process with regard to IGNOU. The programme was coordinated by Dr. Anjana, Assistant Regional Director.

The lecture was attended by a total of 39 participants including academics and all the staff members of RC NOIDA and from various Regional Centres, Coordinators and academic counselors from different study centres and learners. The programme was organized through the google meet platform and the recording of the lecture has been uploaded at the youtube channel of RC Noida under following URL:

[https://youtu.be/xPe5sxu\\_UvI](https://youtu.be/xPe5sxu_UvI)

**Report of Activities organized by Regional Centre NOIDA (RC) under  
Unnat Bharat Abhiyan**

“Ministry of Human Resource Development has launched the *Unnat Bharat Abhiyan* Scheme on 11<sup>th</sup> November 2014, to bring transformational change in rural development process by leveraging knowledge institutions to contribute in building the architecture of an Inclusive India”. IGNOU and its Regional centres have a pivotal role to play in addressing the development challenge so rural India through technological interventions for improving educational standards. As a part of the effort in this direction, RC NOIDA has initiated the following steps:

**Brief History of the Activities: -**

- A Village has been identified: Village Bhatiana in District Hapur (U.P.).
- Recently a visit was undertaken to Bhatiana on **20<sup>th</sup> October 2023** by RC Academics in order to determine possibilities of implementing various activities under this scheme in this village.
- A Consent Letter from Gram Pradhan was received to conduct IGNOU Activities in the village in the year 2015.
- An educational awareness camp at Bhatiana was organized on **20 October 2023 at 20<sup>th</sup> October 2023 at Purva Madhyamik Vidyalaya, Bhatiana, Hapur** in which student has been trained to learn proper reading and writing Hindi and English language and literature in order to improve their communication skills and fluency of language to create a supportive learning environment. The students have also educated about their learning goals life skills plans to achieve the good marks and sound health.
- A campaign for Swachheta Hi Seva also organized and students have participated in the campaign.



- The students were also informed about the Plastic Free Village Campaign in the awareness camp.
- The IGNOU RC Noida staff asked the students to keep the village clean and plant more tree in around the village.

The UBA Campaign concluded with National Anthem.



Regional Director addressing the villagers during Education Camp



Educational awareness and distribution of stationary



Education Camp at Village Bhatiana, District Hapur



Vigilance Awareness Camp at Adopted Village Bhatiana



Sports activity during UBA

xviii. Patana

**Consolidated Report on the Activities organised by RC Patna during the month of October 2023**

**Shramadan, Cleanliness Drive and Plantation Drive for EK Tareekh Ek Ghanta on 01.10.2023**

IGNOU Regional Centre, Patna and IGNOU Regional Evaluation Centre, Patna organised Shramadan, Cleanliness Drive and Plantation Drive for the Ek Tareekh Ek Ghanta Programme of Government of India on 01.10.2023. For the Shramadan activity and cleanliness drive, they cleaned the garbage dumped beside the road between Chandragupta Institute of Management, Patna and SBPDCL Office, Mithapur. Then the staff and students took out a rally in the local market to create awareness about cleanliness among the public.



GPS Map Camera

Patna, Bihar, India  
 H4QM+GV8, Mithapur Farm Area, Mithapur, Patna, Bihar 800001, India  
 Lat 25.588628°  
 Long 85.134824°  
 01/10/23 10:15 AM GMT +05:30

Google



GPS Map Camera

Patna, Bihar, India  
 H4PM+FD2, Mithapur Rd, Mithapur Farm Area, Mithapur, Patna, Bihar 800001, India  
 Lat 25.588727°  
 Long 85.132237°  
 01/10/23 11:54 AM GMT +05:30

Google



GPS Map Camera

Patna, Bihar, India  
 H4QM+GV8, Mithapur Farm Area, Mithapur, Patna, Bihar 800001, India  
 Lat 25.588709°  
 Long 85.134809°  
 01/10/23 12:04 AM GMT +05:30

Google

PEOPLE'S  
 UNIVERSITY

### Swachhata Audit and Cleanliness Drive under Swachhta Hi. Seva Campaign 3.0

All the members of staff carried out a Swachhata Audit of the premises of the Regional Centre on 20.10.2023 and checked each and every corner of the RC building and the RC premises and cleaned the garbage and files dumped in every corner.



## Innovative Mode of Garbage Disposal: Vermi Composting

The Regional Centre took the innovative initiative of vermi composting for the disposal of garbage under the guidance of Dr Sandeep Daftaur from ADRI, Patna. On 19<sup>th</sup> of October 2023, the RC Staff prepared the pit for vermi composting by laying down layers of bricks, soil mixed with earthworm and garbage collected from the open spaces of the Regional Centre, which included leafy garbage, grass and weeds. The compost produced from the pit shall be used for growing plants in the RC premises. This process has been proposed to be repeated to keep the premises clean and green.



## Essay Writing and Painting Competition on Swachhata Hi Seva

Under the banner of Swachhata Campaign 3.0, a spirited essay and painting competition unfolded at Buddha Central School, Khemni Chak, Patna. This inspiring event was orchestrated by Dr Abhilash Nayak, Regional Director, Shri Sanzaya Patel, Deputy Registrar, and Shri Anand Kumar, Assistant Registrar of IGNOU Regional Centre Patna, in collaboration with the dedicated efforts of Shri Abhinash Chourasiya, Principal, and Shri Dillip Chourasiya, Director of Buddha Central School. The synergy between these institutions paved the way for a meaningful endeavor that left a lasting impact. A total of 131 students enthusiastically participated in the painting competition, while 63 students showcased their literary prowess in the essay competition. Both activities revolved around the central theme - "Swachhata Hi Sewa," where participants unleashed their creativity and intellectual acumen to illustrate the paramount importance of cleanliness in our daily lives. The painting competition became a vibrant canvas of ideas, as young artists utilized colors and brushes to depict the essence of cleanliness and hygiene. Each stroke of the brush echoed a powerful message, showcasing the participants' imaginative flair and their deep understanding of the significance of a clean environment. Simultaneously,

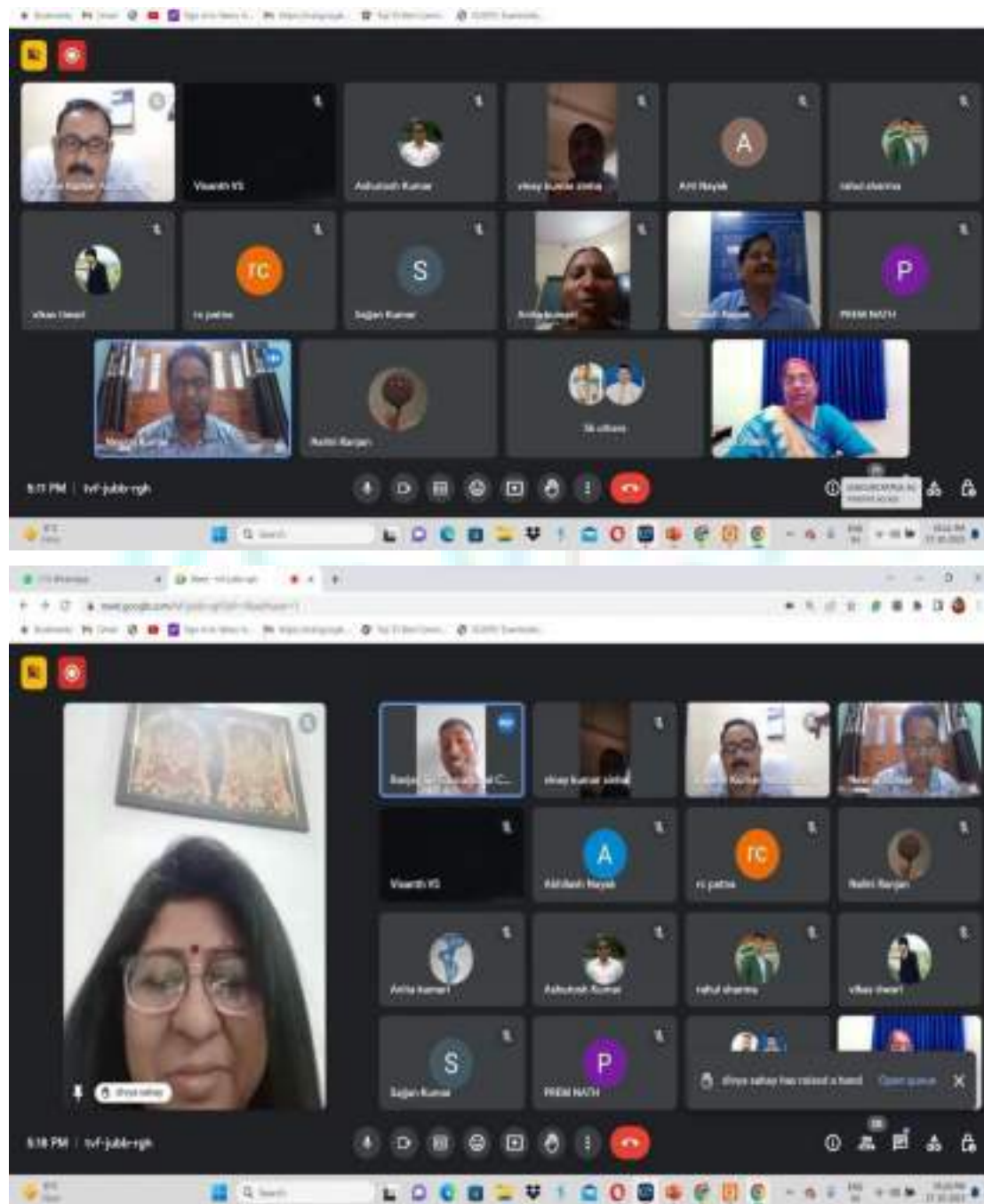
the essay competition became a platform for articulate expression. Students shared profound thoughts on the importance of cleanliness and deliberated on practical ways to achieve it. Their essays reflected not only their writing skills but also their keen insights into the subject matter, emphasizing the role each individual plays in upholding cleanliness and hygiene. Buddha Central School graciously provided both the venue and the organizational support, making the event seamless and conducive to creativity. The school's commitment to promoting such initiatives played a pivotal role in the event's success. The competition achieved its objective of raising awareness about the importance of cleanliness and hygiene in our daily lives. The enthusiastic participation of students highlighted their eagerness to contribute positively to society and embrace the principles of cleanliness. As the event concluded on a high note, it left an indelible mark on the minds of all participants. The success of this competition serves as a beacon of hope, demonstrating the potential of youth-driven initiatives in spreading awareness about cleanliness. We express our heartfelt gratitude to all involved and hope that such events will continue to be organized in the future, fostering a culture of cleanliness and hygiene among students and the wider community.



### **Organisation of Orientation Programme for Academic Counsellors**

An Online Orientation Programme for Academic Counsellors on **Effective Online Teaching** was jointly organised through Google Meetn (<https://meet.google.com/tvf-jubb-rggh>) from 4 pm on 27.10.2023 by the Regional Centres Bhagalpur, Darbhanga and Patna. Dr Shalini, ARD, Regional Centre, Patna was

the Resource Person for this session and shared her views regarding the different technical and theoretical aspects of online teaching and the strategies that one could use to make online teaching effective. More than 80 academic counsellors from all the three Regional Centres participated in this programme.



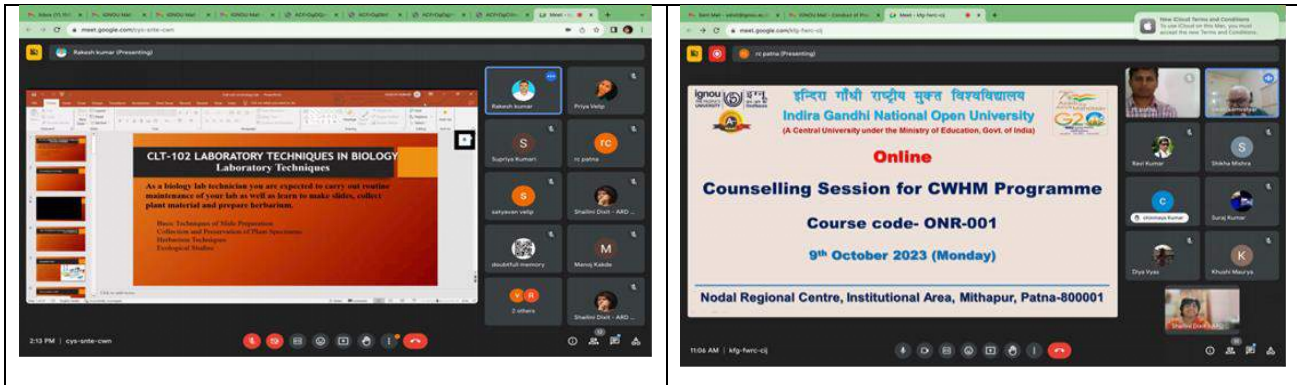
**Organisation of Online and Face to Face Theory counselling classes**



RC Patna identified as Nodal RC for organising centralised counselling sessions for 5 Certificate programmes. In addition to these, the RC also organised online counselling sessions for some PG programmes. In total, 221 online counselling sessions were organised by the RC.

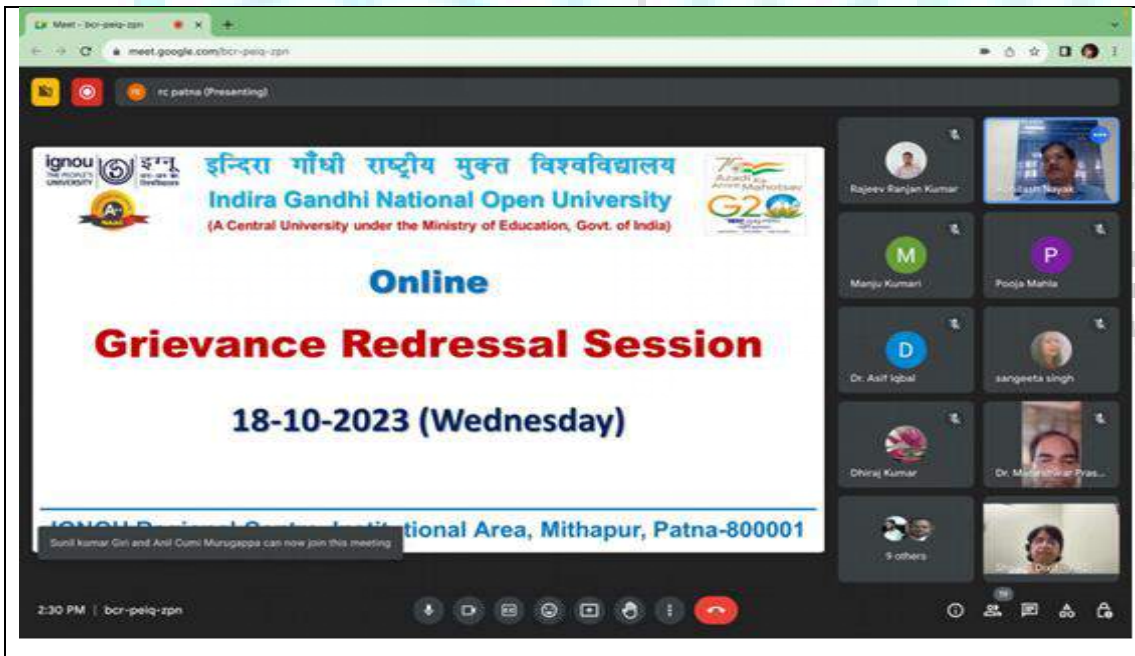
PROG	RESOURCE PERSON	LINK
CPLT	DR VADIVAZHAGI, DR RAKESH KUMAR	<a href="https://meet.google.com/cys-snte-cwn">https://meet.google.com/cys-snte-cwn</a>
CWHM	ER.P. MILIND DR PAWAR SNEHA BHARAT	<a href="https://meet.google.com/kfg-fwrc-cij">https://meet.google.com/kfg-fwrc-cij</a>
CSWM	DR SATYA PRAKASH MEHRA DR. TAHIR	<a href="https://meet.google.com/eji-dodb-ntn">https://meet.google.com/eji-dodb-ntn</a>
CSWATT	DR VINAI SINGH5. DR DIVYA SRIVSTAVA	<a href="https://meet.google.com/wrr-kpsd-qat">https://meet.google.com/wrr-kpsd-qat</a>
MAPY	DR SHYAMAL KISHOR PROF.NARESH PRASAD TIWARY	<a href="https://meet.google.com/mwk-uick-azn">https://meet.google.com/mwk-uick-azn</a> <a href="https://meet.google.com/iuj-ydnm-esy">https://meet.google.com/iuj-ydnm-esy</a>
MSO	DR SWETA DR MANENDRA KUMAR	<a href="https://meet.google.com/asj-erno-hvw">https://meet.google.com/asj-erno-hvw</a> <a href="https://meet.google.com/kdp-dnnz-xei">https://meet.google.com/kdp-dnnz-xei</a>
MPS	DR ARCHANA DR RAKESH RANJAN	<a href="https://meet.google.com/ynd-ojgo-bkm">https://meet.google.com/ynd-ojgo-bkm</a> <a href="https://meet.google.com/sde-uppz-uza">https://meet.google.com/sde-uppz-uza</a>
MHD	DR BRAJ BIHARI PANDEY DR DHIRAJ KUMAR	<a href="https://meet.google.com/fxg-rpdu-rte">https://meet.google.com/fxg-rpdu-rte</a> <a href="https://meet.google.com/ekj-wqmm-zwu">https://meet.google.com/ekj-wqmm-zwu</a>
MEG	DR HEMLATA SINGH DR PRALAYKAR KUMAR SINGH	<a href="https://meet.google.com/zas-dpgo-xwc">https://meet.google.com/zas-dpgo-xwc</a> <a href="https://meet.google.com/ugj-dgcz-uma">https://meet.google.com/ugj-dgcz-uma</a>
MAPC	DR FARHAT ZABIN DR SANJAY KUMAR DR DINESH KUMAR	<a href="https://meet.google.com/cdf-poxv-cjx">https://meet.google.com/cdf-poxv-cjx</a> <a href="https://meet.google.com/oxx-idkd-yjh">https://meet.google.com/oxx-idkd-yjh</a> <a href="https://meet.google.com/aui-ufzi-wuq">meet.google.com/aui-ufzi-wuq</a>
MAH	DR ASHOK KUMAR DR RAMA KANT SHARMA	<a href="https://meet.google.com/ndh-cjkr-nnm">https://meet.google.com/ndh-cjkr-nnm</a> <a href="https://meet.google.com/vwf-ijjf-biz">https://meet.google.com/vwf-ijjf-biz</a>

Offline theory Counselling sessions for BAHIH were organised at 0511 Gaya college Gaya.



### Online Grievance Redressal Session

The Regional Centre organised an Online Grievance Redressal Session for the students of January 2023 on 18.10.2023. Dr Shalini Dixit, ARD coordinated the activities of the session, invited queries and questions from the participants. More than 45 learners participated in this session, interacted with the officers and officials dealing with the student support services and raised their queries and grievances. The staff of the RC addresses the queries and grievances of the learners.

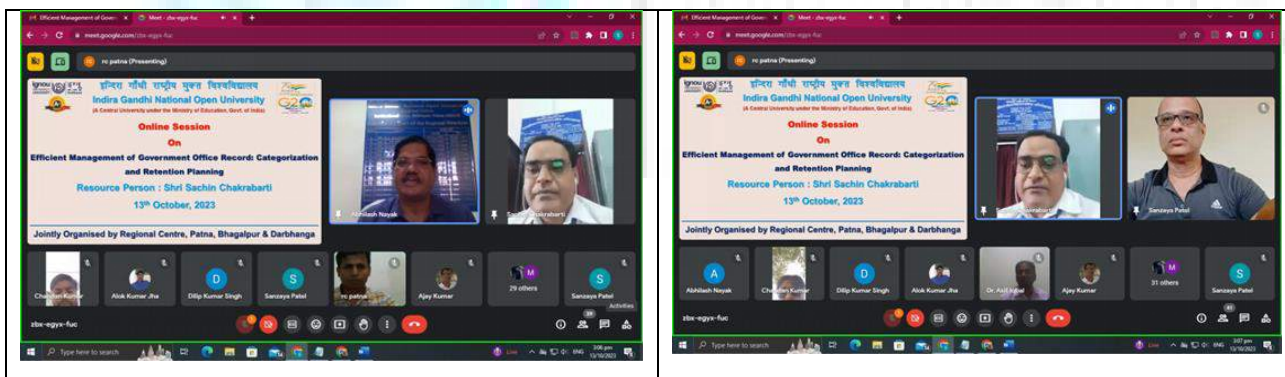


### Efficient Management of Records in Government Offices: Retention Planning

The Online Webinar on "Efficient Management of Government Office Records: Categorization and Retention Planning," was organized by IGNOU Regional Centre Patna in collaboration with RC Darbhanga,

RC Bhagalpur, and RSD under the Special Swachhata Campaign 3.0. The event took place on Friday, October 13, 2023, from 3:00 PM to 4:00 PM. The event commenced with a warm welcome by Sanzaya Patel, Deputy Registrar, IGNOU Regional Centre Patna, who expressed gratitude to the attendees and introduced the esteemed speaker, Shri Sachin Chakrabarty, Archivist, Bihar Archive, Darbhanga. Dr. Abhilash Nayak, Sr Regional Director, IGNOU Regional Centre, Patna & Darbhanga, provided an insightful overview of the importance of record retention schedules in government offices, setting the tone for the webinar.

Shri Sachin Chakrabarty delivered a comprehensive presentation on "Efficient Management of Government Office Records: Categorization and Retention Planning." He shared valuable insights into effective record management strategies, focusing on categorization and retention planning. Participants engaged in a lively question-and-answer session, seeking clarifications and further insights from the speaker, enhancing the interactive nature of the webinar. Dr. Asif Iqbal, ARD, IGNOU RC Patna, summarized the key takeaways from the webinar and announced upcoming events and initiatives by IGNOU Regional Centre Patna, emphasizing the ongoing commitment to empowering individuals with knowledge. Shri Anand Kumar, AR, IGNOU Regional Centre Patna, extended heartfelt thanks to the participants, the distinguished speaker, and the organizing team. He expressed gratitude for the active participation and closed the webinar on a positive note, reaffirming the value of such knowledge-sharing endeavors.



### **Webinar On Eco-Ethical Approach To Waste Management In Indian Perspective**

IGNOU Regional Centres Bhagalpur, Darbhanga and Patna jointly organized an online Webinar on ECO-ETHICAL APPROACH TO WASTE MANAGEMENT IN INDIAN PERSPECTIVE through Google meet at 3 pm on 19th of October 2023 under the Special Swachhata Campaign 3.0 of Govt of India. Dr. Satya Prakash Mehra, State Coordinator, CIFOR-ICRAF ASIA Continental Program, Centre for International Forestry Research and World Agroforestry, Rajasthan Agriculture Research Institute, SKNAU, JOBNER, Durgappura, Jaipur was the Resource Person on this occasion. He shared his insights

and experiences mainly on the comprehensive agenda which covered key topics including waste reduction, recycling,

waste to energy, and circular economy principles. Dr Deeksha Dave from School of SOITS joined the Webinar as a Special Invitee and addressed the participants. DR Shailini Dixit, ARD coordinated the activities for the webinar. The webinar was held online through Google Meet with the link <https://meet.google.com/nao-emup-haa>

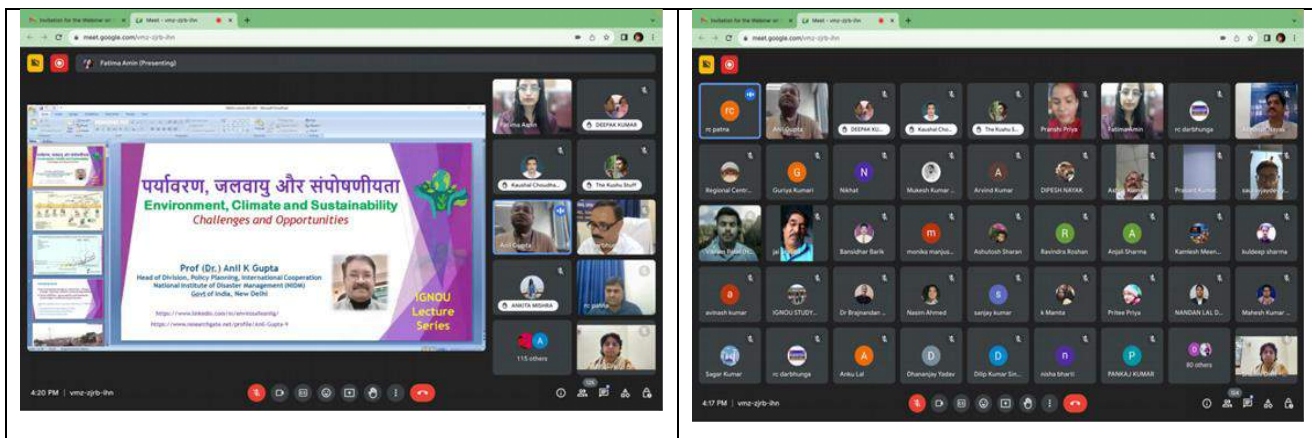


### **Webinar - on "Safe Environment for Sustainable Future: Vision 2047"**

IGNOU Regional Centre, Darbhanga in collaboration with Regional Centre, Patna and Regional Centre, Bhagalpur organized an online webinar on "Safe Environment for Sustainable Future: Vision 2047" at 4:00 PM on 26th October, 2023 through Google Meet. Prof (Dr.) Anil K Gupta, Head, ECDRM, National Institute of Disaster Management, Govt. of India, New Delhi was the Resource Person on this occasion. All the students and academic counselors from across the region participated in this webinar. Total participants were almost 150 in number.

JOINING LINK : <https://meet.google.com/vmz-zjrb-ihh>

E-Certificates were issued to all the participants who attended the webinar and submitted their attendance through Google form.



### **Organisation of Orientation Programme for Academic Counsellors**

An Online Orientation Programme for Academic Counsellors on Effective Online Teaching was jointly organised through Google Meetn (<https://meet.google.com/tvf-jubb-rgb>) from 4 pm today (27.10.2023) by the Regional Centres Bhagalpur, Darbhanga and Patna. Dr Shalini, ARD, Regional Centre, Patna was the Resource Person for this session and shared her views regarding the different technical and theoretical aspects of online teaching and the strategies that one could use to make online teaching effective. More than 80 academic counsellors from all the three Regional Centres participated in this programme.

### **Participation of Dr Abhilash Nayak, RD in the Gaon Ghar Programme of Doordarshan**

The Regional Director Dr Abhilash Nayak participated in the Ghar Programme of Doordarshan and discussed the initiatives, achievements, programmes and facilities of the University and the regional Centre for the benefit of the rural people. The programme was recorded on 8<sup>th</sup> October 2023 and was telecast on 13.10.2023.



### **Participation of Dr Shailini Dixit, ARD in International conference**

Dr Shalini Dixit presented a paper on “Impact of Asoka in Dissemination of Buddhism in Historical context” at the International Conference on *The Tenets of Buddha Dhamma and Global Well-being: Nature, Significance and Applicability* at Gautama Buddha University, 28<sup>th</sup>-30<sup>th</sup> October 2023, Greater Noida, U.P. India.

<https://www.youtube.com/live/TaBH0Ajcz88?si=RFysXwlirpwVvHh>



### **Taking the Oath for Meri Mitti, Mera Desh**

On 27<sup>th</sup> of October 2023, all the staff of the Regional Centre and Regional Evaluation Centre took the soil of the place of sacrifice of Satmurti(The Seven Martyrs) and pledged to make India Self-Reliant by 2047, celebrate our heritage, strengthen unity and respect those who protect the country and perform the duties of a citizen. They also planted trees inside the premises to make the campus clean and green.



### **Taking the Pledge for the Promotion of Khadi Mahotsav**

On 27<sup>th</sup> of October 2023, all the staff of the Regional Centre and Regional Evaluation Centre took the pledge to wear Khadi and promote the use of Khadi among their friends and colleagues.





### **Taking the Pledge on the National Unity Day**

On 31<sup>st</sup> October 2023, all the staff of the regional Centre and Regional Evaluation Centre took the pledge to protect the unity and integrity of the country. Honourable Vice Chancellor administered the oath to the staff.

#### **xix. Raipur**

##### **Report of the Vigilance Awareness Meeting organized at Regional Centre Raipur on 30.10.2023**

As per the instructions of the RSD the Regional Centre Raipur and it's. Staff attend the online meeting at 10.50am and in this meeting Honorable Vice Chancellor Sir Prof. Nageshwar Rao administered the oath of affirmation to all the staff of the Regional Centres to be vigilant about corruption and not to allow corruption to be involved in any Regional Centre at the same time all the staff should be transparent and clean and make the society corruption free.



xx. Ranchi

RC Staff participated in the **Shram Dan** activities organized on 1<sup>st</sup> Oct 2023 under Swachhata Campaign 2023.





LSC functionaries participated in the Shram Dan activities organized on 1<sup>st</sup> Oct 2023 under Swachhata Campaign 2023 at their respective LSCs.

Gandhi Jayanti (02.10.203)

RC staff paid floral tribute to the Father of the Nation Mahatma Gandhi on the occasion of Gandhi Jayanti on Oct 02, 2023.



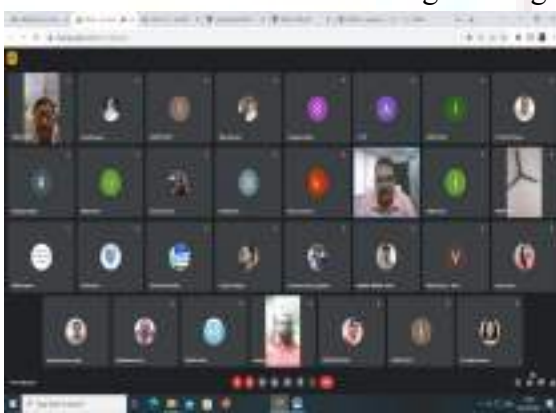
**Promotional meeting**

Conducted an offline Promotional meeting on 02.10.2023 at Sekh Sahid B.Ed College, Ranchi. Total numbers of participants 65.



**Coordinators' Meeting (05.10.2023)**

An Online Coordinators' Meeting was organized on 05.10.2023 by the RC.



**Pledge of Vigilance Awareness Week (30.10.2023)**



**Pledge of National Unity Day (31.10.2023)**



Pledge of Khadi Mahotsav

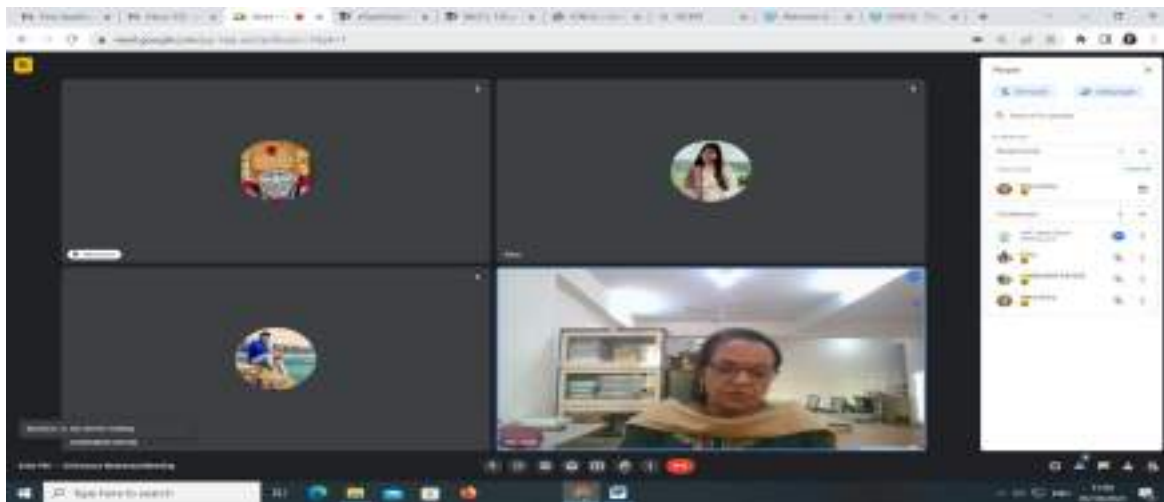


Conducted 05 Grievance Redressal Meetings Online

Online Grievance Redressal Meeting on 03.10.2023 by LSC 0534P, Ranchi



Online Grievance Redressal Meeting on 05.10.2023 by Regional Centre, Ranchi



Online Grievance Redressal Meeting on 12.10.2023 by Regional Centre, Ranchi



Online Grievance Redressal Meeting on 19.10.2023 by Regional Centre, Ranchi



Online Grievance Redressal Meeting on 29.10.2023 by LSC 0534P, Ranchi



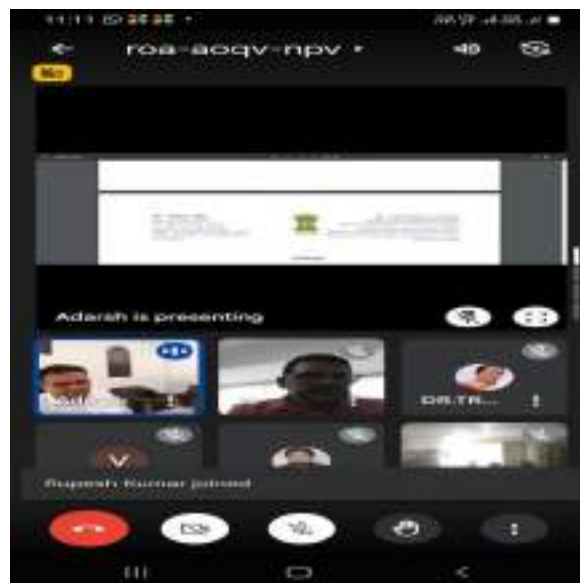
Brainstorming Session on Online Academic Counselling (08.10.2023)



Virtual Talk on Mental Health: What we need to know (10.10.2023)



Virtual Talk - Sound Record Management Practices (11.10.2023)

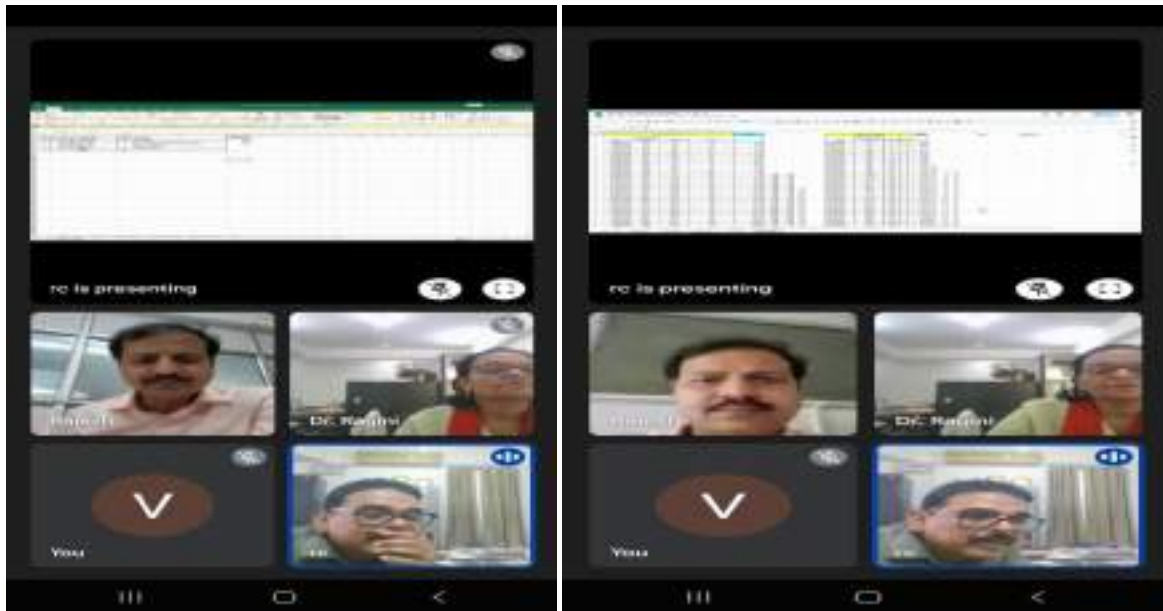


A Virtual Talk on National Innovation Day (15.10.2023)

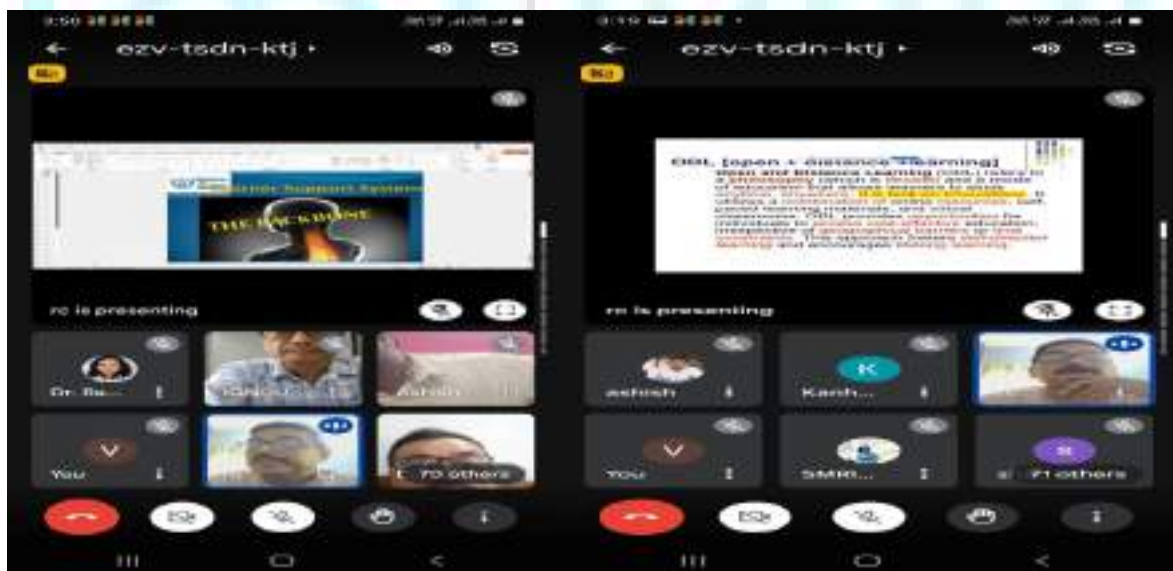


Meeting of the Local Purchase Committee organized on 17.10.2023 to finalize the reserve price for the e-waste, other waste-materials available at the RC which are to be disposed of during Special Campaign 3.0. In addition to this, the staff car is to be condemned for sale through MSTC.





An Online Orientation Program for the newly empanelled academic counsellors was organized on 27th Oct 2023. 79 academic counsellors participated in it.



IGNOU Regional Centre, Ranchi participated in the three-day Multimedia/Photo exhibition awareness Program Organized by Central Bureau of Communication from 31.10.2023 to 02.11.2023



B.Ed Workshop at LSC 32051



**xxi. Shilong**

**(1) Cleaning work undertaken during Special Campaign 3.0**

**In-campus cleanliness drive:**

The cleanliness campaign under the special Campaign has been started on 29<sup>th</sup> September. To date, all the work has been undertaken using the service of RC staff only.

**Place inside the campus before 29<sup>th</sup> September 2023**



**By the effort of RC staff**





The above place on 4<sup>th</sup> October, 2023



## **2) Mission LiFE Reduce, Reuse and Recycle under special campaign 3.0:**

**Under these missions, RC has undertaken the following things:**

**A) Retorsion of the Chairs:** Several years ago, IGNOU supplied chairs made from iron frame-plastic cord (Make: Godrej), which were unused and dumped in study centers and regional centers. We are currently gathering these unused chairs, damaged items, and outdated study materials, from study centers to create more space in the Learning Support Centers (LSCs). Some LSCs returned these chairs to the Regional Center. Upon inspection, it was determined that these chairs could be repaired since their bases were still in good condition. One of our part-time staff members possesses the necessary skills to restore these chairs, making them appear as good as new, at a cost of Rs 500/- per chair. So far, 20 such chairs have been successfully repaired, and an additional 30 chairs are slated for restoration soon.



Fig a: Mr. S. Marak, Security Guard (part-time) repairing the chairs, helped by others

Fig b: The repaired chairs are kept aside.

**B) Retrofitting the Iron Steel self for storing study materials:** Numerous steel racks in the storage area are in a damaged state. Due to the lack of bookshelves, study materials are placed on the floor. These racks are being fixed, painted, and restructured. Currently, 15 racks have been



fully restored and are being utilized to store study materials.

Fig c: Study materials lying on the floor

Fig d: Study materials were arranged in the refurbished recks.

**C) Refurbishing of old Computers (desktop and laptop):** Several computers (supplied by IGNOU in the year 2007) are not operating efficiently due to outdated hardware, causing staff members to experience slowdowns and other problems with software compatibility etc. Following discussions with experts, it was decided to upgrade a few desktop computers to ensure smooth day-to-day operations. Consequently, four computers were fully upgraded at a cost of Rs 18,000 per computer. Additionally, the RAM of another four computers was partially upgraded to



facilitate online exams. These upgraded computers have been working satisfactorily. Furthermore,

viewing the increases in the enrollment of online program and computers will be upgraded as per requirement requirements.

### **3) Arrangement of Study material and creation of space under special campaign 3.0:**

In recent months, RC has been receiving educational materials from MPDD. We refurbish numerous deteriorated iron racks that are used for storing these study materials. The old racks which are in a state of disrepair, are exclusively utilized for this purpose. RC has also notified the study center to return outdated study materials and obsolete electronic items provided by IGNOU periodically. This initiative aims to free up space at the study center, addressing numerous complaints about space constraints.




Fig e & f: Arrangement of study materials is going on

### **4. Webinar on “Adopting Sustainability as a Way of Life”**

Date: 17<sup>th</sup> October 2023, Time: 2.30 onwards Organized by IGNOU Regional Centres Agartala, Itanagar & Shillong; *A part of the Special Campaigning 3.0.*

**ignou**  
THE PEOPLE'S UNIVERSITY

**A++**  
NAAC

**G20**  
भारत 2023 INDIA

**75**  
Azadi Ka Amrit Mahotsav

**Dr. Umesh Chandra Pandey**  
Director, Regional Service Division  
IGNOU, New Delhi

**Prof. Nagethwar Rao**  
Ex-Officio-Chancellor  
IGNOU, New Delhi

**Dr. Srikant Mohapatra**  
Pro Vice-Chancellor  
IGNOU, New Delhi

**Dr. Rajesh Bajpai**  
Associate Professor  
Dept. of Environment Science  
NEHU, Shillong

**Dr. Sourabh Deb**  
Assistant Professor  
Dept. of Forestry and Biodiversity  
Tripura University, Agartala

**Indira Gandhi National Open University**  
Webinar on  
**"Adopting Sustainability as a Way of Life"**  
A part of the Special Campaigning 3.0

Date: 17<sup>th</sup> October Time: 2:30 p.m.  
Google Link: <https://www.ignou.ac.in/ignou-portal/ignou-portal.html>

Topics of discussion :

- 1) "Cryptogamic Diversity in India with Preferences to Lichens: to Adopt Healthy Lifestyle"
- 2) "Traditional Agroforestry Systems of North-East India"

Jointly Organized by - Regional Centres Agartala, Itanagar & Shillong

In this webinar, three RCs are involved namely RC Agartala, RC Itanagar and RC Shillong. In this webinar two resource persons **Dr. Rajesh Bajpai**, Associate Professor, Department of Environment Science, NEHU, Shillong and **Dr. Sourabh Deb**, Assistant Professor, Dept. of

Forestry and Biodiversity, Tripura University, Agartala. All the RC academics take part in the webinar.

**75**  
Azadi Ka Amrit Mahotsav

**G20**  
भारत 2023 INDIA

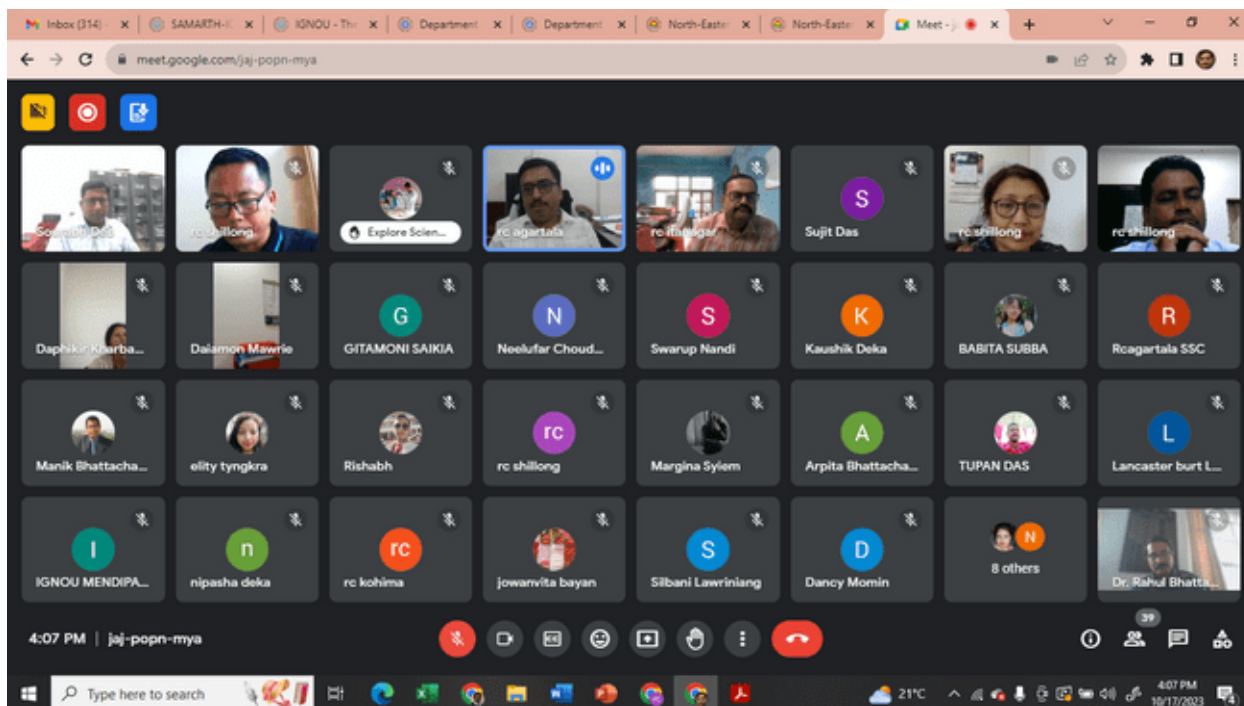
**ignou**  
THE PEOPLE'S UNIVERSITY

**A++**  
NAAC

Webinar on  
**"Adopting Sustainability as a Way of Life"**  
Date: 17<sup>th</sup> October 2023, Time: 2.30 onwards  
Organized by  
IGNOU Regional Centres Agartala, Itanagar & Shillong  
A part of the Special Campaigning 3.0

<p><b>Patron</b> Prof. Nagethwar Rao Vice-Chancellor, IGNOU</p> <p><b>Other Dignitaries:</b></p> <p><b>Dr. Srikant Mohapatra</b> Pro Vice-Chancellor IGNOU, New Delhi</p> <p><b>Dr. Umesh Chandra Pandey</b> Director, Regional Service Division IGNOU, New Delhi</p>	<p><b>TENTATIVE SCHEDULE</b></p> <p><b>Date: 17<sup>th</sup> October 2023</b></p> <p>2.30 -2.35: Opening Remarks by <b>Dr. Rahul Bhattacharjee</b>, Regional Director, RC Shillong</p> <p>2.35-2.40: Welcome Address by <b>Dr. Biswajit Bhowmik</b>, Senior Regional Director, RC Agartala</p>
---	--





### **5. Auction of staff car under special campaign 3.0:**

The IGNOU RC Shillong possesses a staff vehicle (Maruti Suzuki Gypsy, KING ST BS-IV model, manufactured and acquired in 2007). The running cost of the car is very high also the Driver retired on 31<sup>st</sup> October 2023 so it has been decided to sell the staff car. As suggested by MVI, East Khasi Hills all the records of the said car have been updated. The auction has been done by following all due processes and guidelines. The amount collected Rs.1,14,559/- (One Lakh Fourteen Thousand Five Hundred and Fifty-Nine Rupees) only including 9% GST.

### **6. Auction of obsolete Gyan Vani items:**

The auction of obsolete Gyan Vani items is under process through MSTC portal. The three bidders have successfully bid for 7 items out of ten items. The remaining 3 items will be auctioned again at MSTC portal. The expected completion of the sale processes by November 2023.

### **7. Disposal of e-waste and other items:**

As per the new direction of the Central Pollution Control Board, Govt India e-waste only be disposed of by certified e-waste recyclers. Identification of e-waste has already been done and will be auctioned through the MSTC portal.

**8. Certificate of Participation:**

**Swachh Bharat Mission:** The RC staff overwhelmingly participated in the Swachh Bharat Mission on 1<sup>st</sup> October 2023. Under this programme cleanliness drive was organized. All the staff has participated in this drive.

**Meri Maati Mera Desh Campaigning:** The RC Shillong staff participated in the programme launched by the Ministry of Youth Affairs and Sports and Ministry of Cultural Affairs, Govt. of India



## 9. Observation of National Innovation Day 2023 by InnovationClub@RCShillong



On the 15th of October 2023, National Day was observed to honor the birth anniversary of the Late President Dr. A.P.J. Abdul Kalam. To mark this important day, the Innovation Club of RC Shillong organized a lecture and motivational program. The event was attended by RC and REC staff and students. Two speakers were invited for the occasion: (1) Mr. Emmanuel B Lyngdoh, who spoke on "INNOVATIONS OF DR. APJ ABDUL KALAM," and (2) Mr. Afu Nyesaase Y Jana, a young entrepreneur and co-partner of YaCo Spices Shillong.

The program commenced with a speech by Dr. R. Bhattacharjee, the Regional Director, who highlighted the significance of establishing the IGNOU Institution's Innovation Council (IIC) and Innovation Club at the RC level. The first speaker delved into the life and achievements of Dr. Abdul Kalam, covering his roles as a former President, Scientist, Inventor, and Bharat Ratna Awardee. The second speaker, Mr. Afu Nyesaase Y Jana, shared his success stories in the spice

business, specifically focusing on the natural advantages of the Ri Bhoi district of Meghalaya in cultivating various spices, including turmeric (lakadong), ginger, chili, black pepper, and bay-leaf etc.



**10. Observation of “National Unity Day” on 31<sup>st</sup> October 2023 by RC, REC, Retd. Staff of IGNOU RC Shillong:**

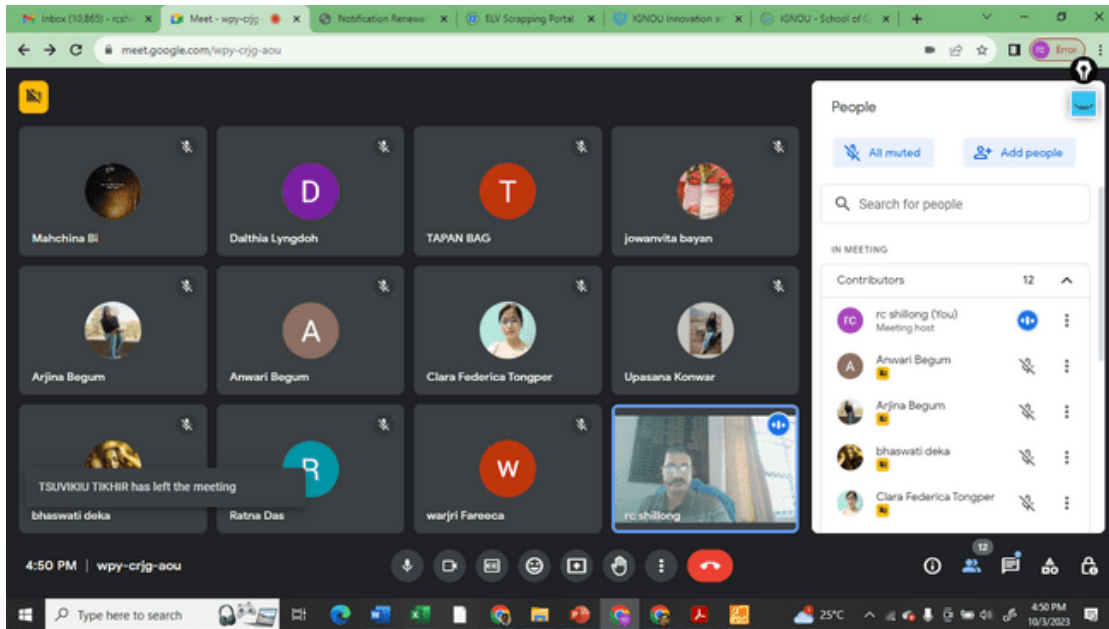


**11. Farewell function of Sri K.C. Paul, Driver IGNOU**



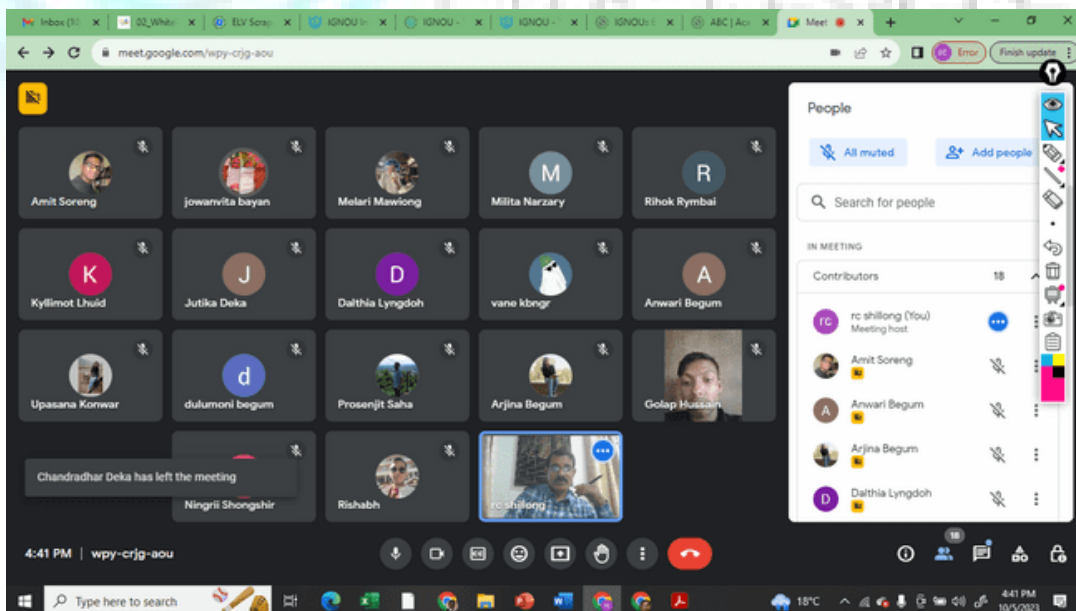
## **12. Online support service to the IGNOU learners at RC level**

**Date: 03-10-23, Time: 4.00 p.m. to 5.30 p.m.**



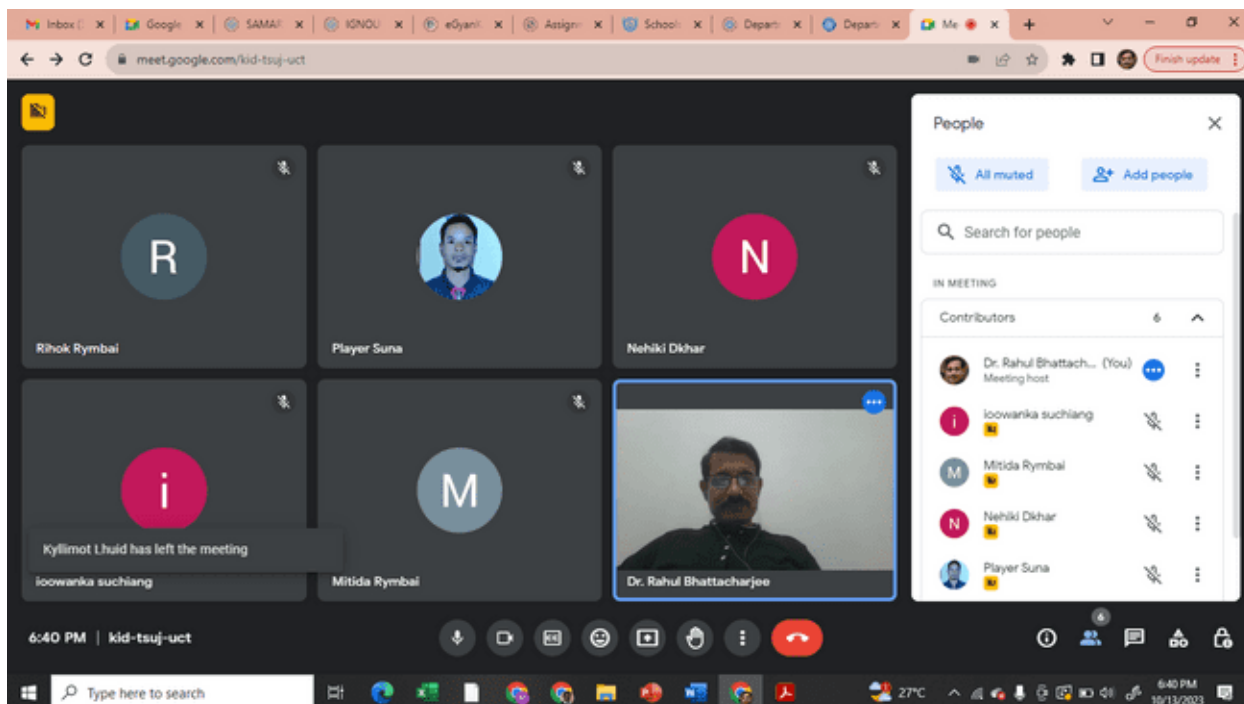
Online discussion on the preparation of the project for the learners of MSCENV January 2022 session Number of participants: 25

**Date: 05-10-23, Time: 4.00 p.m. to 5.30 p.m**



Online discussion on the preparation of the project using survey methods for the learners of MSCENV January 2022 session. Number of participant: 30

Date: 13-10-23, Time: 6.00 p.m. to 7.30 p.m. Number of participants: 7



Online discussion on the preparation of the project for the learners of MSCENV Jaintia Hills District of Meghalaya Topic “Coal mining and its impact on the environment”

## xxii. Shimla

**Extension activities for sensitizing learners and other stakeholders to social and sustainable development issues leading to inclusive society.**

A community awareness programme was conducted at the adopted village under UBA, viz., Dhari Bageri, Gram Panchayat – Jalel (Shimla) was organized on 30.10.2023.

**Induction meeting for the CIS learners for the July, 2023 session.**

The IGNOU RC Shimla is the nodal RC for conduct of online counseling for the Certificate in Sericulture programme (CIS) for the July, 2023 session. An Induction meeting for CIS learners was organized online by the IGNOU SC 1174 on 6.10.2023.

**Monitoring of Counselling Practicals sessions**

- The IGNOU RC Shimla is the nodal RC for conduct of online counseling for the Certificate in Sericulture programme (CIS) for the July, 2023 session. The online sessions conducted by the SC 1174 were monitored on 17<sup>th</sup> and 18<sup>th</sup> October, 2023.
- The BSCG practicals conducted offline by the SC 1101 were monitored on 29.10.2023.

### **Grievance Redressal – cum - Interactive Session with PGDECFE learners**

An interactive session with the RSD – SOCE – PGDECFE learners of January, 2023 session was conducted on 4.10.2023.

### **Coordinators' meeting**

A meeting with the Coordinators of IGNOU LSCs in HP was held on 9<sup>th</sup> October, 2023 in which the disposal of obsolete material lying with the LSCs was discussed. The LSCs were impressed upon to identify the obsolete material and dispose it of, as per prescribed procedure, by the due date, so that the aims and objectives of the Special Campaign 3.0 were fully realized.

### **xxiii. Srinagar**

Theme of Webinar - Record Management

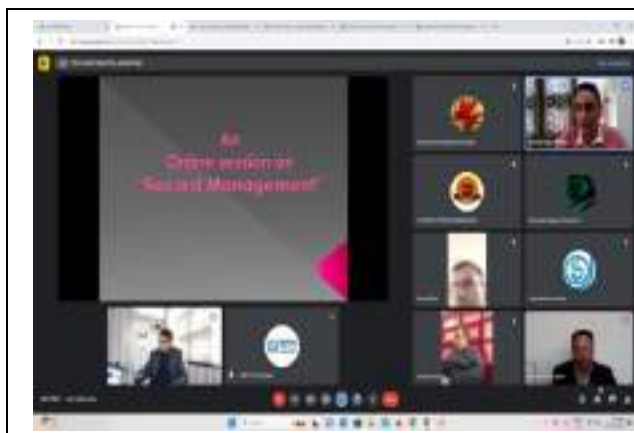
Date - 31.10.2023

Name of Resource Person - Dr. Shahnawaz Ahmad Dar, RD Srinagar

No. of Participants - 31

Brief report –

The session on the record management was organised by RC in order to brief and guide the staff of the centre regarding proper handling and management of the records both e-records and in physical form. The session was attended by all the staff members of the RC where in they shared their experiences regarding management of records of their sections and also gave feedback for the effective management of the records and the requirements in this regard. The session was delivered by the RD where in he provided some tips and suggestions regarding proper management of records for the hassle-free services to be provided to the learners.



Webinar on Record Management



RD delivering the address during the webinar



Theme of Webinar - Solid Waste Management: Issues and Challenges

Date - 20.10.2023

Name of Resource Person - Dr. Arshid Hussain, Associate Professor, Deptt. of Env. Science,  
University of Kashmir

No. of Participants - 138

The webinar was organized by the RC keeping in view the issues confronted regarding management of the solid waste generated by the offices and houses. The issues and the solution to tackle the solid waste in a scientific manner were discussed by the expert. The webinar was attended by huge number of IGNOU students and staff members from the RC. Q/A session was held at the end of the session which was duly address by the expert.



Name of the Regional Centre - Srinagar

Code of the Regional Centre - 30

Theme of Webinar – Special session for the Specially Abled Learners

Date - 30.10.2023

Name of Resource Person - Dr. Shahnawaz Ahmad Dar, RD Srinagar

No. of Participants - 67

Brief report-

A session was organized for the specially abled Learners enrolled under RC Srinagar in different programmes to aware them regarding the student support services available to them and the different activities conducted by the IGNOU & RC Srinagar



#### xxiv. Varanasi

For the Fresh students of July 2023 admission session face to face Induction meetings organized at LSCs under Regional Centre Varanasi. Academics of Regional Centre Varanasi attended these induction meetings. Regional Director Dr. U. N. Tripathi attended Induction meetings at Microtek College of Management, Varanasi (48012), Faculty of Social Science BHU Varanasi (48056). In these meetings Dr. U. N. Tripathi, Regional Director briefed all activities like assignment submission, counseling classes, examination, Re-registration, and SLM related information to the learners and also gave advised all students to follow the Social media accounts of IGNOU Headquarter and RC and also to visit Regional Centre website regularly for latest information.

**IGNOU LSC(R) 48056, Faculty of Social Science, BHU, Varanasi on 08.10.2023**





IGNOU LSC(R) 48012, Microtek College of Management, Varanasi on 14.10.2023



IGNOU LSC(R) 48022, Arya Mahila PG College, Chetganj, Varanasi on 28.10.2023

# इग्नू से मिल रही गुणवत्तापूर्ण शिक्षा

बाराणसी (एमएनएच)। इंडिया सर्वे राष्ट्रीय गुणवत्ताविभाग (एन्यू) के अर्प सहित सभी कॉलेज शिक्षा अधिकांश केंद्र में शिक्षा को नए प्रवेशित छात्रों के परिचय तथा का अध्ययन हुआ। एन्यू सर्वेक्षण केंद्र के छात्राध्यक्ष विवेक शर्मा कुमार ने कहा कि एन्यू गुणवत्तापूर्ण शिक्षा उपलब्ध कराते हैं।



**अर्प सहित सभी कॉलेज शिक्षा केंद्र में नएप्रवेशी छात्रों को परिचय तथा**

प्रमुख केंद्र का मुख्य है। उन्होंने कहा कि एन्यू के माध्यम से 1987 में ही दूरस्थ शिक्षा को प्रोत्साहित किया गया है। केंद्र के अध्यक्ष डॉ. श्रीराम सिंह ने कहा कि एन्यू के सर्वेक्षण प्रोफेसर, अंतरराष्ट्रीय क्षेत्राधिकार, कार्यकर्ता के माध्यम से गुणवत्तापूर्ण शिक्षा प्रदान

से छात्रों को शिक्षा मिलती है। उन्होंने बताया कि एन्यू और डिस्कस पर में सर्वेक्षण केंद्र का अध्ययन कार्य में ही का होता है। केंद्र प्रोफेसर ने केंद्र से पूर्व शिक्षा सहायक के प्रोफेसर छात्रों को सर्वेक्षण कार्य करने अध्ययन केंद्र में क्या करना अधिकांश है। कार्यकर्ता को अध्ययन कराते हुए कॉलेज को प्रोफेसर प्रो.राम दूबे ने कहा कि एन्यू अध्ययन केंद्र में जुड़ कर बहुत लोग लाभ उठा रहे हैं। मातृविद्यालय की विधित्त छात्रा में एन्यू के छात्र यह के एडिप्टिविडेंट कोर्स में प्रवेशित होकर अध्ययन हो रही है। कार्यकर्ता में ही अध्ययन केंद्र की कार्यकर्ता डॉ. सीमा सिंह, डॉ. विभव सिंह, डॉ. विश्व शर्मा एवं डॉ. संजय सिंह ने छात्रों के साथ चर्चाक्रम में जुड़ी सभी छात्राध्यक्षी छात्रा की।

# इग्नू के नव प्रवेशित छात्रों की परिचय सभा

मुम्बई/राष्ट्रीय शिक्षा गुणवत्ता विभाग द्वारा इग्नू का सर्वेक्षण



बाराणसी (एमएनएच)। राष्ट्रीय गुणवत्ता विभाग (एन्यू) के अर्प सहित सभी कॉलेज शिक्षा अधिकांश केंद्र में शिक्षा को नए प्रवेशित छात्रों के परिचय तथा का अध्ययन हुआ। एन्यू सर्वेक्षण केंद्र के छात्राध्यक्ष विवेक शर्मा कुमार ने कहा कि एन्यू गुणवत्तापूर्ण शिक्षा उपलब्ध कराते हैं।

अर्प सहित सभी कॉलेज शिक्षा केंद्र में नएप्रवेशी छात्रों को परिचय तथा का अध्ययन हुआ। एन्यू सर्वेक्षण केंद्र के छात्राध्यक्ष विवेक शर्मा कुमार ने कहा कि एन्यू गुणवत्तापूर्ण शिक्षा उपलब्ध कराते हैं।

**बाराणसी/राष्ट्रीय गुणवत्ता विभाग**

मुम्बई-एन्यू अध्ययन केंद्र की अर्प सहित सभी कॉलेज शिक्षा अधिकांश केंद्र में शिक्षा को नए प्रवेशित छात्रों के परिचय तथा का अध्ययन हुआ। एन्यू सर्वेक्षण केंद्र के छात्राध्यक्ष विवेक शर्मा कुमार ने कहा कि एन्यू गुणवत्तापूर्ण शिक्षा उपलब्ध कराते हैं।



## कैंपस डायरी

**छात्राओं को इग्नू के बारे में बताया**

बाराणसी। बाराणसी। अर्प सहित सभी कॉलेज शिक्षा अधिकांश केंद्र में शिक्षा को नए प्रवेशित छात्रों के परिचय तथा का अध्ययन हुआ। एन्यू सर्वेक्षण केंद्र के छात्राध्यक्ष विवेक शर्मा कुमार ने कहा कि एन्यू गुणवत्तापूर्ण शिक्षा उपलब्ध कराते हैं।

## इग्नू की ऑनलाइन सुविधाओं के बाबत दी गयी जानकारीयां

बाराणसी (एमएनएच)। केंद्र के अध्यक्ष डॉ. श्रीराम सिंह ने कहा कि एन्यू गुणवत्तापूर्ण शिक्षा उपलब्ध कराते हैं।

अध्ययन केंद्र के अध्यक्ष डॉ. श्रीराम सिंह ने कहा कि एन्यू गुणवत्तापूर्ण शिक्षा उपलब्ध कराते हैं।



एम्पीपीजी कॉलेज में आयोजित इन्सु की कार्यशाला में मेधासीन अतिथि।

## परिचय समारोह में पाठ्यक्रमों से जुड़ी जानकारी से रूबरू हुए छात्र

प्रतापगढ़। एम्पीपीजी कॉलेज परिसर स्थित इन्सु (इंटरनैशनल नेशनल ओपन यूनिवर्सिटी) अध्ययन केंद्र में एक्टिवर को लक्ष्य प्रवेशी शिक्षार्थियों का परिचय समारोह आयोजित किया गया। अध्यक्षता राज्य शिक्षा विद्यालय के अतिरिक्त प्रोफेसर अरविंद मिश्र ने की। कार्यक्रम का शुभारंभ दीप प्रज्वलन और मां सरस्वती की वंदना के साथ हुआ। अध्ययन केंद्र के सचिव/प्रमुख डॉ. अशोक सिंह ने संबोधित किया जो रहे विद्यार्थी और उनका प्रवेश के बारे में शिक्षार्थियों को जानकारी दी। डी. अरविंद मिश्र ने बताया कि इन्सु की सभी अध्ययन

समागें गुणवत्तापूर्ण हैं, जो छात्रों के लिए लाभकारी हैं। जीवन के अर्थव्यवस्था को बढ़ावा देने के लिए उल्लेख कार्यक्रम में चर्चा की गई। छात्रों को अपने वैयक्तिक व लैंगिक जीवन से इन क्षेत्र में अपना भविष्य बनाने की आवश्यकता है। अरविंद मिश्र की जिम्मेदार ने उच्च शिक्षा में इन्सु के विभिन्न कोर्सों के बारे में बताया, जिन्हें छात्र घर बैठे पूरा कर सकते हैं। समारोह में 100 विद्यार्थियों ने प्रतिभाग किया। कार्यक्रम सत्रक समाप्त हुआ है।

## शिक्षार्थियों की समस्याओं संग जिज्ञासाओं का समाधान

संयुक्त रूप से एम्पीपीजी कॉलेज परिसर में शिक्षा इन्सु अध्ययन केंद्र में शिक्षा को और बढ़ावा देने के लिए एम्पीपीजी कॉलेज में आयोजित शिक्षार्थियों के लिए परिचय समारोह का आयोजन किया गया। इसमें शिक्षार्थियों को समस्याओं व जिज्ञासाओं का समाधान किया गया। कार्यक्रम की अध्यक्षता राज्य शिक्षा विद्यालय के डी. अरविंद मिश्र ने की। इन्सु की सभी अध्ययन समारोह आयोजित हुए हैं, जो छात्रों को शिक्षा के क्षेत्र में अपने भविष्य बनाने में मदद कर सकते हैं।



संयुक्त रूप से एम्पीपीजी कॉलेज परिसर में शिक्षा इन्सु अध्ययन केंद्र में शिक्षा को और बढ़ावा देने के लिए एम्पीपीजी कॉलेज में आयोजित शिक्षार्थियों के लिए परिचय समारोह का आयोजन किया गया। इसमें शिक्षार्थियों को समस्याओं व जिज्ञासाओं का समाधान किया गया। कार्यक्रम की अध्यक्षता राज्य शिक्षा विद्यालय के डी. अरविंद मिश्र ने की। इन्सु की सभी अध्ययन समारोह आयोजित हुए हैं, जो छात्रों को शिक्षा के क्षेत्र में अपने भविष्य बनाने में मदद कर सकते हैं।

# NORTHERN INDIA PATRIKA

## Problems resolved at introductory conference



**Pratapgarh.** An introductory ceremony for newly admitted students was organized by Indira Gandhi National Open University on Sunday at the IGNOU Study Center located in the MDPGC College campus of the city. In which the problems and curiosities of the students were solved. The function was presided over by Dean and Principal-in-charge of the State University, Professor Arvind Mishra. In the function, Coordinator of the Study Center, Dr. Abhishek Singh gave information to the new students about the subjects conducted at the IGNOU Study Center and their admission, counselling sessions, assignments and examinations etc. Prof. Arvind Mishra said that all the study material of IGNOU is of complete quality, which is very beneficial for the students in conducting subject related competitions. He told about various schemes of education run by IGNOU like Gyan Darshan, Gyan Vani and Swayam Prabha. While giving information about the journalism course of IGNOU, Dr. CN Pandey, Chairman of the Faculty of Commerce and Counselor of PCCME, said that excellent writing and journalism is the need of the present time. Learners have the possibility to make their future in this field with their conceptual and writing skills. For this he advised the students to get information from IGNOU website. Counselor Dr. Harendra Kumar told about various courses of IGNOU in higher education which students can complete sitting at home. Counselor of IGNOU, Dr. Seema Tripathi said that there are various courses of IGNOU which provide employment opportunities. Students should take advantage of these. The students also asked questions to the experts which were answered appropriately. The program was conducted by IGNOU student Smith Gupta. On this occasion, IGNOU Counselor Dr. Kamal Mishra, Shiba Bano, Vijay Pandey, Rohan Singh, Ayub Khan and students etc. were present.

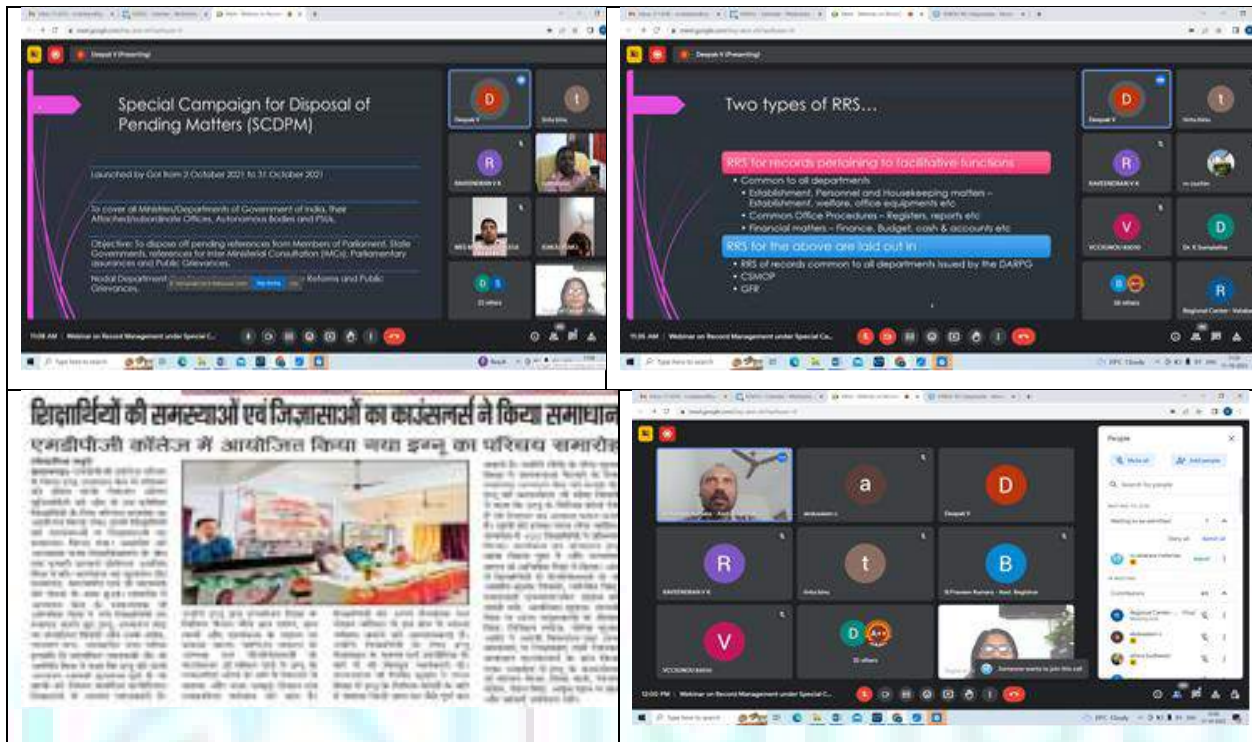
**IGNOU LSC(R) 2737, M D PG College, Pratapgarh on 29.10.2023**



**xxv. Vatakara**

***Webinar on Records Management held as part of activities of Special Campaign 3.0***

The Regional Centre Vatakara organised a Webinar on Records Management under Special Campaign 3.0 on 11 October 2023, 11.00 am. The programme was scheduled as part of the activities planned by the Regional Centre in connection with the ongoing Special Campaign 3.0 in October 2023. The Webinar began with the address by Dr.Sindhu P Nair, Regional Director who welcomed the Resource person and participants and also briefed about the Special Campaign 3.0 and activities being under taken by the Regional Centre. The Resource person for the Webinar was Sh. Deepak Viswanathan, Senior Audit Officer, Indian Audit and Accounts Department, Govt. of India. The Resource person gave a very interesting and lucid presentation about the topic covering the various aspects of Records Management. He presented the objective of the Special Campaign for disposal of Pending matters launched by the Government of India as well as the activities envisaged under the Special campaign. The need for Records Management, the enabling Act and the role of National Archives of India was also explained. The aspect of Record Retention Schedules and the types of Record Retention schedule, namely, pertaining to facilitative functions and substantive functions was also discussed.



Some of the participants also interacted and shared their views. The Vote of Thanks was proposed by Sh.Praveen Kumara, Deputy Registrar. The programme was attended by 46 participants including the staff of Regional Centre Vatakara, officials of other Regional Centres, Coordinators of Learner Support Center Coordinators as well as other functionaries of the Learner Support Centres.

**xxvi. Vijayawada  
Ek Tareekh - Ek Ghanta – Ek Saath**

Date: 01.10.2023

As part of #SwachhBharat 'Ek Tareekh- Ek Ghanta' programme on 01/10/2023 from 10.00 AM to 11.00 AM, the staff of IGNOU Regional Centre Vijayawada, in association with the Rayapudi Villagers have participated in the Cleanliness Drive at the Road side of Seed Access Road near HP Petrol Bunk in Rayapudi Village ( Block :Tullur, Amaravathi, District :Guntur) . The site is full of garbage dumped by vegetable sellers and Coconut merchants. The staff has cleaned the area and loaded the debris into the vehicles provided by the Rayapudi Panchayat. Sanitation staff of Rayapudi Village have taken the waste to the Dumping Yard of the Tullur. Geotag photos of the programmes are attached below:



**View of the Seed Access Road near HP Petrol Bunk in Rayapudi Village (before cleaning)**



**Cleanliness Drive at the Road side of Seed Access Road near HP Petrol Bunk in Rayapudi Village ( Block :Thullur, Amaravathi, District:Guntur) on 01.10.2023**



### View of the Seed Access Road near HP Petrol Bunk in Rayapudi Village (post cleaning)



### Online participation in Kaushal Deekshanth Samaroh

Date: 12.10.2023

Mode of activity: Online

Resource Person: Hon'ble Prime Minister

With reference to RSD email, RC Vijayawada Staff joined online to watch the second-year celebrations of 'Kaushal Deekshant Samaroh' – Annual Skill Convocation Ceremony – on 12th October, 2023 at 11 AM, organized by the Ministry of Skill Development and Entrepreneurship (MSDE) where it's all India toppers and high achievers across various skill initiatives of MSDE were felicitated. The staff also watched **Hon'ble Prime Minister, Shri Narendra Modi** addressing the students at the ceremony





Title of the activity: **Meri Maati Mera Desh**

Resource Person: Dr K Sumalatha, Regional Director

RC Vijayawada took part in the Meri Maati Mera Desh Campaign by conducting two activities.

1. The staff took the panch pran pledge with soil in their hands.
2. The maati was used for planting of Saplings in the office premises





Title of the activity: **Webinar on ISR towards Environment**

Date: 19.10.2023

Mode of activity: Online

Resource Person: Sh P Raghuveer. I.F.S, Prl Chief Conservator of Forests (Rtd), Hyderabad

Write Up about the activity:

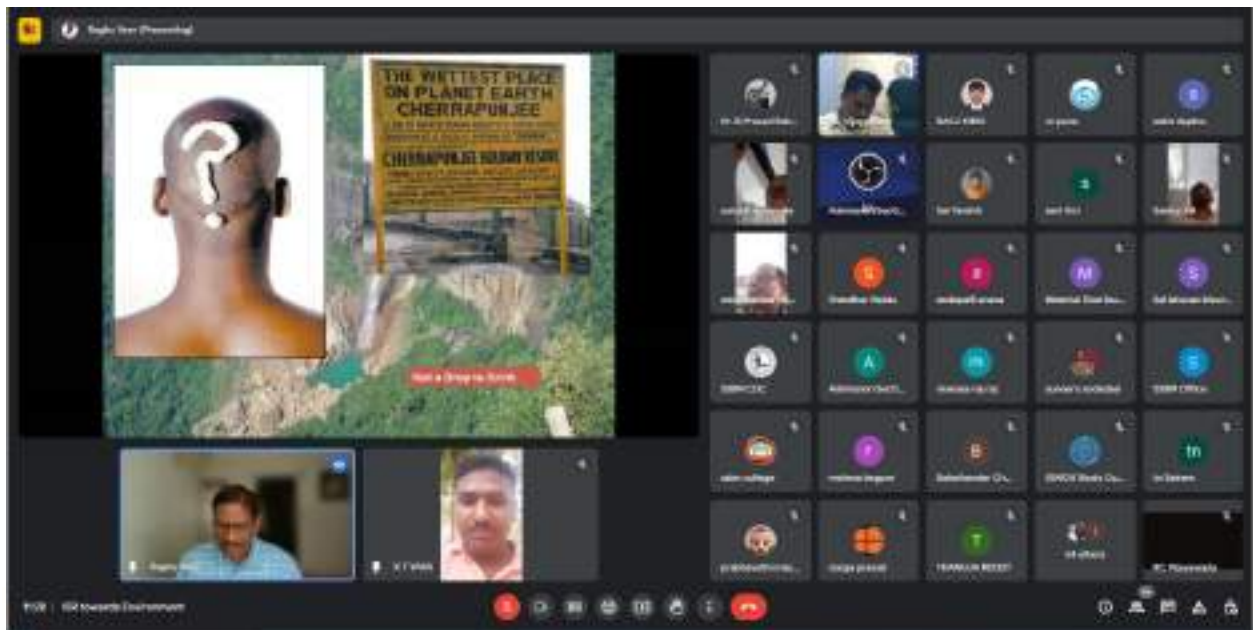
As a part of Special Campaign 3.0, a webinar was organized by RC Vijayawada on 19/10/2023 from 11 am to 12.30 pm on the topic “ISR towards Environment”. Sh P Raghuveer. I.F.S, PrI Chief Conservator of Forests (Rtd), Hyderabad was the resource person for the webinar.

Sh P Raghuveer. I.F.S shed light on various environmental issues. With his power point presentation he stressed upon some key elements of the topic: effects of chemical use in Agriculture, Rising of Sea level, Global Warming, Conservation of Rain Water, Urban Forestry etc. and highlighted the responsibility of the individual towards environment.

Case studies like, Wangari Maathai founder of Green Belt Movement, Licy Priya Kangujam a child environmentalist from Manipur, drinking water problem in Chirapunjee, the Idea of Steel bank to reduce the usage of plastic, plastic sucking ship to reduce the plastic pollution from the ocean, the Miyawaki afforestation method, and backyard forest by Shubhendu Sharma were discussed in detail by the resource person.

Screenshots of the webinar attached below:






Implementation Of Special Campaign - 3.0

**Report**  
**On**  
**IMPLEMENTATION OF SPECIAL CAMPAIGN - 3.0**  
**at**  
**Regional Centers**

[https://drive.google.com/file/d/1l61KnsFnTQtH5X-eg\\_IXcdKIJU-TpcaE/view?usp=sharing](https://drive.google.com/file/d/1l61KnsFnTQtH5X-eg_IXcdKIJU-TpcaE/view?usp=sharing)







*Annexure II Item-wise Expenditure of Regional Centers*



O.	Name of Regional Center	Regular Staff Salary	Daily Wage payment	Security	Building Rent	Travel and hiring of taxi	Meeting/ workshop/ Orientation Programme etc	Printing / Publicity	LSC/PSC/SSC Payments (Salary of Part Time functionaries)	LSC/PSC/SSC Payments (Counselling, Assignment Evaluation, Practical's etc)	Other Expenditure	Tot Exp
	Agartala	988914	0	0	0	0	0	0	0	0	19068	100
	Ahmedabad	1471495	36652	81744	0	0	0	0	517060	675573	82903	286
	Aizwal	970579	111833	0	0	0	0	0	442530	27490	0	155
	Aligarh	0	0	0	0	0	0	0	0	0	0	0
	Angul	294764	4693	0	0	0	0	0	246730	115775	22733	684
	Bangalore	2762201	94033	41252	264173	0	0	3000	0	0	86142	325
	Bhagalpur	912811	92414	0	0	0	0	0	186872	33880	1002	122
	Bhopal	2162657	2800	0	0	6985	0	0	328570	0	555700	305
	Bhubaneswar	2998601	245149	174792	0	13548	176205	1740	554620	209483	368631	474
	Bijapur	489867	128522	0	0	7077	0	0	0	0	31106	656
	Chandigarh	1242519	3000	0	0	0	0	0	0	31901	94837	137
	Chennai	1661277	0	0	0	0	0	0	61430	0	1957918	368
	Cochin	2060089	267860	221746	0	0	0	0	1227983	58009	306823	414
	Darbhanga	570841	0	174230	0	0	0	0	0	0	145263	890
	Dehradun	1897225	84834	62009	0	0	0	1020	0	80308	323801	244
	Delhi-1	2422042	0	0	602420	11120	0	0	500	1207190	546630	478
	Delhi-2	3205868	1062734	0	0	39370	0	0	0	5132788	439011	987
	Delhi-3	1533228	0	0	0	34256	0	25488	0	0	211014	180
	Deoghar	67778	0	0	0	2336	0	708	0	5600	2103737	218
	Gangtok	760940	80270	30260	117000	0	4400	2197	389070	60242	289373	173
	Guwahati	1508068	207464	87466	0	950	0	0	539710	83068	72658	249
	Hyderabad	2152784	0	55016	0	11886	0	0	0	32825	584012	283
	Imphal	1277453	6007	0	0	0	0	0	262020	213393	39888	179
	Itanagar	384340	0	46254	0	18900	0	13406	0	1850	115356	580
	Jabalpur	1439760	132529	125199	0	0	0	0	0	0	29068	172
	Jaipur	162290	146098	0	0	8896	1342	13460	1489401	876637	203609	290

Jammu	878597	196491	55561	47310	0	0	0	0	836012	11555871	135
Jodhpur	0	0	0	0	0	0	0	0	0	0	0
Jorhat	684523	0	73605	0	0	0	15600	0	0	41566	815
Karnal	1403941	5000	0	0	0	0	0	0	0	94117	150
Khanna	891157	252719	100877	0	0	0	0	0	21462	117986	138
Kohima	727123	0	0	0	14672	8000	9440	0	0	262128	102
Kolkata	2464991	247032	166860	0	5516	0	0	838224	3743862	2917992	103
Koraput	1142160	0	44016	1670	0	0	0	392370	0	424987	200
Lucknow	2720363	141286	82823	0	20157	0	3250	0	0	514825	348
Madurai	1281434	41464	55991	0	0	0	0	0	22868	256679	165
Mumbai	687510	183321	221994	253051	8616	0	0	0	401847	25844	178
Nagpur	927447	0	49494	150320	15766	11427	0	326241	19033	482114	198
NOIDA	2921907	442508	0	202450	13444	0	0	0	67348	1165474	481
Panaji	784259	123820	131534	147828	800	16000	0	317682	114122	42223	167
Patna	2540766	256356	49801	0	22010	0	144362	966099	61688	848517	488
Port Blair	941036	134295	0	9028	0	0	11030	88210	0	927092	211
Pune	1667187	107934	0	375226	1990	0	0	1533245	960875	1731302	637
Raghunathganj	0	0	0	0	0	0	0	0	0	0	0
Raipur	936544	170060	58686	0	8956	0	0	203840	513806	349005	224
Rajkot	585192	134211	0	0	0	0	0	145950	20250	751684	163
Ranchi	1684287	205152	97874	0	0	0	0	0	0	1296317	328
Saharsa	759987	122148	0	101574	0	0	0	0	0	26542	101
Shillong	1263476	107102	60213	0	0	0	3780	0	12650	121317	156
Shimla	1265468	3000	44150	0	9950	0	0	0	25740	1504087	285
Siliguri	697486	310177	177960	69334	0	0	0	1419532	489090	181638	334
Srinagar	441111	413945	0	0	7819	0	18750	990990	1310017	129882	331
Trivandrum	1218077	429486	0	0	14115	0	0	0	2710329	577293	494
Varanasi	1157592	498771	157746	195144	0	0	0	1712547	0	1623104	534
Vatakara	651938	166928	0	29850	0	0	0	668950	277642	33163	182
Vijayawada	1124929	97934	56888	132712	0	0	0	223560	221183	54187	191
Vishakhapatnam	819032	55376	0	95112	800	0	0	124230	0	41376	113
<b>Total</b>	<b>70667911</b>	<b>7553408</b>	<b>2786041</b>	<b>2794202</b>	<b>299935</b>	<b>217374</b>	<b>267231</b>	<b>16198166</b>	<b>20675836</b>	<b>36728595</b>	<b>158</b>

